



# **LGT World Women's Curling Championship 2023**

**Sandviken, Sweden**

**18 - 26 March 2023**

## **RESULTS BOOK**



SUN 26 MAR 2023

## Medallists

Medal	Country	Name	Position - Function
GOLD	SUI - Switzerland	PAETZ Alina	4 V
		TIRINZONI Silvana	3 S
		HOWALD Carole	2
		SCHWALLER-HUERLIMANN Briar	1
		CHARETTE Pierre	C
SILVER	NOR - Norway	SKASLIEN Kristin	4 V
		ROERVIK Marianne	3 S
		HASLEV NORDBYE Mille	2
		ROENNING Martine	1
		STEEN HANSEN Rune	C
BRONZE	CAN - Canada	EINARSON Kerri	4 S
		SWEETING Val	3 V
		BIRCHARD Shannon	2
		HARRIS Briane	1
		KARWACKI Krysten	A
		CARRUTHERS Reid	C

**Note:**

Position and function for each team member:

**4** = Fourth, **3** = Third, **2** = Second, **1** = Lead, **A** = Alternate, **S** = Skip, **V** = Vice-Skip, **C** = Coach



## Final Standings

Rank	Team	Players	Position - Function
1	SUI - Switzerland	PAETZ Alina	4 V
		TIRINZONI Silvana	3 S
		HOWALD Carole	2
		SCHWALLER-HUERLIMANN Briar	1
		-	A
		CHARETTE Pierre	C
2	NOR - Norway	SKASLIEN Kristin	4 V
		ROERVIK Marianne	3 S
		HASLEV NORDBYE Mille	2
		ROENNING Martine	1
		RAMSFJELL Maia	A
		STEEN HANSEN Rune	C
3	CAN - Canada	EINARSON Kerri	4 S
		SWEETING Val	3 V
		BIRCHARD Shannon	2
		HARRIS Briane	1
		KARWACKI Krysten	A
		CARRUTHERS Reid	C
4	SWE - Sweden	HASSELBORG Anna	4 S
		McMANUS Sara	3 V
		KNOCHENHAUER Agnes	2
		MABERGS Sofia	1
		HELDIN Johanna	A
		LINDSTROEM Kristian	C
5	ITA - Italy	CONSTANTINI Stefania	4 S
		LO DESERTO Marta	3 V
		ROMEI Angela	2
		ZARDINI LACEDELLI Giulia	1
		GILBERTI Camilla	A
		CALDART Violetta	C
5	JPN - Japan	FUJISAWA Satsuki	4 S
		YOSHIDA Chinami	3 V
		SUZUKI Yumi	2
		YOSHIDA Yurika	1
		ISHIZAKI Kotomi	A
		LIND J.D.	C
7	USA - United States	PETERSON Tabitha	4 S
		THIESSE Cory	3 V
		HAMILTON Becca	2
		PETERSON Tara	1
		PERSINGER Vicky	A
		OVERTON-CLAPHAM Cathy	C
8	TUR - Türkiye	YILDIZ Dilsat	4 S
		POLAT Oznur	3 V
		POLAT Mihriban	2
		SENGUL Berfin	1
		CALIKUSU Ifayet Safak	A
		AGDUMAN Fatih	C

## Final Standings

Rank	Team	Players	Position - Function
9	KOR - Korea	HA Seungyoum	4 S
		KIM Hyerin	3 V
		YANG Taei	2
		KIM Sujin	1
		-	A
		LEE Sungjun	C
10	GER - Germany	JENTSCH Daniela	4 S
		ABBES Emira	3 V
		KAPP Lena	2
		JENTSCH Analena	1
		SCHOELL Pia-Lisa	A
		KAPP Uli	C
11	DEN - Denmark	DUPONT Madeleine	4 S
		HALSE Mathilde	3 V
		DUPONT Denise	2
		LARSEN My	1
		LANDER Jasmin	A
		SCHMIDT Ulrik	C
12	SCO - Scotland	MORRISON Rebecca	4 S
		AITKEN Gina	3 V
		SINCLAIR Sophie	2
		JACKSON Sophie	1
		DODDS Jennifer	A
		SMITH Nancy	C
13	NZL - New Zealand	SMITH Jessica	4 S
		THOMPSON Holly	3 V
		BECKER Bridget	2
		THURLOW Natalie	1
		KINNEY Ruby	A
		EDE Nelson	C

**Note:**  
Teams eliminated during the qualification games are ranked equally fifth and listed alphabetically, by their three-letter code.

Position and function for each team member:  
4 = Fourth, 3 = Third, 2 = Second, 1 = Lead, A = Alternate, S = Skip, V = Vice-Skip, C = Coach

## Competition Summary

Session	Date	Time	Sheet A	Sheet B	Sheet C	Sheet D
Session 1	SAT 18 MAR	14:00	SUI 7-5 USA	KOR 6-8 NOR	NZL 2-14 SWE	DEN 7-6 JPN
Session 2	SAT 18 MAR	19:00	GER 5-12 SCO	ITA 12-1 TUR	SUI 11-2 JPN	CAN 9-4 SWE
Session 3	SUN 19 MAR	9:00	TUR 13-10 NZL	USA 8-7 CAN	SCO 7-9 DEN	ITA 8-3 KOR
Session 4	SUN 19 MAR	14:00	DEN 3-6 KOR	SWE 3-9 SUI	NOR 7-5 USA	NZL 2-8 GER
Session 5	SUN 19 MAR	19:00	CAN 9-6 NOR	JPN 9-8 SCO	GER 7-4 ITA	TUR 2-7 SUI
Session 6	MON 20 MAR	9:00	USA 3-8 JPN	CAN 7-2 ITA	KOR 8-7 NZL	
Session 7	MON 20 MAR	14:00	KOR 6-4 SCO	SUI 9-1 GER	SWE 7-2 TUR	NOR 7-3 DEN
Session 8	MON 20 MAR	19:00	ITA 6-5 NZL	TUR 4-11 USA	JPN 10-3 NOR	SCO 8-9 CAN
Session 9	TUE 21 MAR	9:00		DEN 5-7 ITA	NZL 1-7 USA	GER 9-3 SWE
Session 10	TUE 21 MAR	14:00	SCO 6-9 NOR	GER 2-4 KOR	CAN 6-7 SUI	JPN 4-7 TUR
Session 11	TUE 21 MAR	19:00	SWE 5-4 JPN	NZL 4-10 CAN	ITA 7-6 SCO	USA 7-2 DEN
Session 12	WED 22 MAR	9:00	TUR 6-5 KOR	NOR 3-6 SWE	DEN 6-7 GER	SUI 9-1 NZL
Session 13	WED 22 MAR	14:00	CAN 3-8 GER	SCO 8-7 USA	TUR 6-7 NOR	JPN 3-7 ITA
Session 14	WED 22 MAR	19:00	NZL 5-8 DEN	ITA 3-8 SUI	USA 6-9 SWE	KOR 6-8 CAN
Session 15	THU 23 MAR	9:00	NOR 1-6 SUI	GER 3-8 TUR	JPN 7-4 KOR	SWE 9-6 SCO
Session 16	THU 23 MAR	14:00	USA 9-7 ITA	CAN 5-6 JPN	SCO 8-3 NZL	DEN 2-5 TUR
Session 17	THU 23 MAR	19:00	KOR 5-7 SWE	NOR 8-1 NZL	SUI 7-3 DEN	GER 4-6 USA
Session 18	FRI 24 MAR	9:00	JPN 7-1 GER	SUI 7-6 SCO	TUR 4-10 CAN	ITA 5-6 NOR
Session 19	FRI 24 MAR	14:00	DEN 11-5 CAN	USA 6-10 KOR	SWE 3-7 ITA	NZL 5-7 JPN
Session 20	FRI 24 MAR	19:00	SCO 7-10 TUR	SWE 4-9 DEN	NOR 6-3 GER	KOR 3-5 SUI
Qualification	SAT 25 MAR	10:00	CAN 6-4 JPN		ITA 3-4 SWE	
Semi-finals	SAT 25 MAR	16:00	SWE 4-8 SUI		NOR 8-5 CAN	
Bronze Medal	SUN 26 MAR	10:00		CAN 8-5 SWE		
Gold Medal	SUN 26 MAR	15:00		NOR 3-6 SUI		

## Standings after Round Robin

Rank	Team	Games	Wins	Losses	
1	SUI - Switzerland	12	12	0	Q
2	NOR - Norway	12	8	4	Q
3	CAN - Canada	12	7	5	Q w2,1
4	ITA - Italy	12	7	5	Q w2,0
5	SWE - Sweden	12	7	5	Q w1,1
6	JPN - Japan	12	7	5	Q w1,0
7	USA - United States	12	6	6	w1
8	TUR - Türkiye	12	6	6	w0
9	KOR - Korea	12	5	7	w2
10	GER - Germany	12	5	7	w1
11	DEN - Denmark	12	5	7	w0
12	SCO - Scotland	12	3	9	
13	NZL - New Zealand	12	0	12	

## Competition Summary

### Play-offs Bracket

Qualification	Semi-finals	Finals	Final Standings
<p>4 ITA 3 Sheet C</p> <p>5 SWE 4</p> <p>3 CAN 6 Sheet A</p> <p>6 JPN 4</p>	<p>1 SUI 8 Sheet A</p> <p>SWE 4</p> <p>2 NOR 8 Sheet C</p> <p>CAN 5</p>	<p>SUI 6 Sheet B</p> <p>NOR 3</p> <p>SWE 5 Sheet B</p> <p>CAN 8</p>	<p>SUI 1st</p> <p>NOR 2nd</p> <p>CAN 3rd</p> <p>SWE 4th</p>

- 1 SUI - Switzerland
- 2 NOR - Norway
- 3 CAN - Canada
- 4 SWE - Sweden
- 5 ITA - Italy
- 5 JPN - Japan
- 7 USA - United States
- 8 TUR - Türkiye
- 9 KOR - Korea
- 10 GER - Germany
- 11 DEN - Denmark
- 12 SCO - Scotland
- 13 NZL - New Zealand

<b>Legend:</b>	<b>EE</b> Extra End	<b>Q</b> Qualified for the play-offs	<b>wn</b> Number of wins (n) against tied teams
----------------	---------------------	--------------------------------------	---

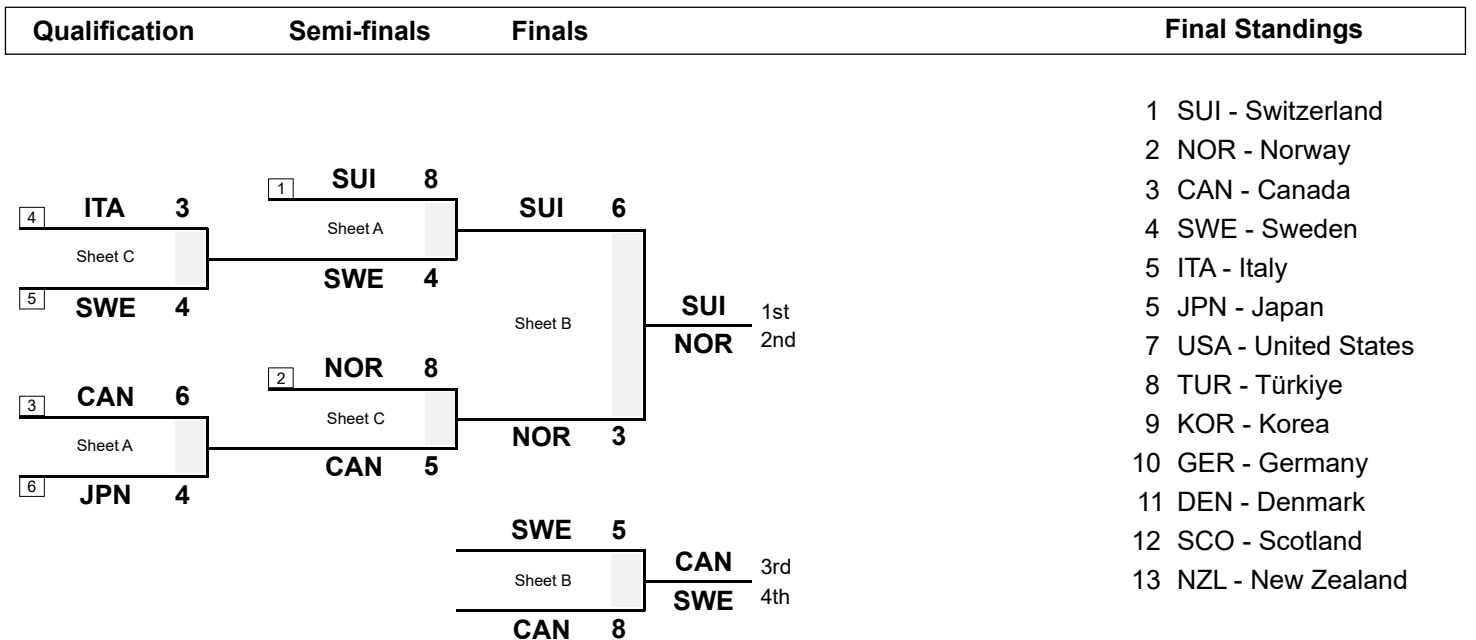
SUN 26 MAR 2023  
Start Time 15:00

**Gold Medal Game**

### Session Results and Standings

Sheet	Game	Team	LSFE	1	2	3	4	5	6	7	8	9	10	Extra Ends	Total
B	14	NOR - Norway		0	0	0	0	2	0	0	1	0	0		3
	14	SUI - Switzerland	*	0	1	0	1	0	0	1	0	1	2		6

### Play-offs Bracket



**Legend:**  
LSFE(\*) Last Stone First End

SUN 26 MAR 2023  
Start Time 15:00

Gold Medal Game

## Game Results

Sheet	Game	Team	LSFE	1	2	3	4	5	6	7	8	9	10	Extra	Ends	Total
B	14	NOR - Norway		0	0	0	0	2	0	0	1	0	0			3
	14	SUI - Switzerland	*	0	1	0	1	0	0	1	0	1	2			6

NOR - Norway		Shot Success	Game	All
4 V	SKASLIEN Kristin	79%	76%	
3 S	ROERVIK Marianne	75%	79%	
2	HASLEV NORDBYE Mille	84%	84%	
1	ROENNING Martine	89%	89%	
A	RAMSFJELL Maia	-	-	
Team Total		82%	82%	

SUI - Switzerland		Shot Success	Game	All
4 V	PAETZ Alina	84%	88%	
3 S	TIRINZONI Silvana	76%	83%	
2	HOWALD Carole	79%	83%	
1	SCHWALLER-HUERLIMANN Briar	80%	86%	
A	-	-	-	
Team Total		80%	85%	

Time remaining: 2 minutes 52 seconds

Time-out: End 10 - NOR stone 7

Time remaining: 4 minutes 51 seconds

Time-out: End 10 - SUI stone 4

## Shot Success Analysis

NOR - Norway		↻	↺	Game	
4	SKASLIEN Kristin	Draws	5 95%	2 50%	7 82%
		Take-outs	3 83%	10 75%	13 77%
		Total	8 91%	12 71%	20 79%
3	ROERVIK Marianne	Draws	2 50%	3 75%	5 65%
		Take-outs	10 73%	5 90%	15 78%
		Total	12 69%	8 84%	20 75%
2	HASLEV NORDBYE Mille	Draws	1 75%	3 92%	4 88%
		Take-outs	12 85%	4 75%	16 83%
		Total	13 85%	7 82%	20 84%
1	ROENNING Martine	Draws	5 95%	9 86%	14 89%
		Take-outs	2 88%	4 88%	6 88%
		Total	7 93%	13 87%	20 89%
A	RAMSFJELL Maia	Draws	0 -	0 -	0 -
		Take-outs	0 -	0 -	0 -
		Total	0 -	0 -	0 -
Team		Draws	13 87%	17 81%	30 83%
		Take-outs	27 81%	23 80%	50 81%
		Total	40 83%	40 81%	80 82%

SUI - Switzerland		↻	↺	Game	
4	PAETZ Alina	Draws	4 94%	2 88%	6 92%
		Take-outs	7 71%	7 89%	14 80%
		Total	11 80%	9 89%	20 84%
3	TIRINZONI Silvana	Draws	3 92%	1 25%	4 75%
		Take-outs	5 80%	11 75%	16 77%
		Total	8 84%	12 71%	20 76%
2	HOWALD Carole	Draws	2 100%	3 100%	5 100%
		Take-outs	4 56%	11 77%	15 72%
		Total	6 71%	14 82%	20 79%
1	SCHWALLER B	Draws	2 50%	12 79%	14 75%
		Take-outs	2 88%	4 94%	6 92%
		Total	4 69%	16 83%	20 80%
A	-	Draws	0 -	0 -	0 -
		Take-outs	0 -	0 -	0 -
		Total	0 -	0 -	0 -
Team		Draws	11 86%	18 81%	29 83%
		Take-outs	18 72%	33 81%	51 78%
		Total	29 78%	51 81%	80 80%

### Note:

Position and function for each team member:

4 = Fourth, 3 = Third, 2 = Second, 1 = Lead, A = Alternate, S = Skip, V = Vice-Skip

### Legend:

↻ Clockwise

↺ Counter-clockwise

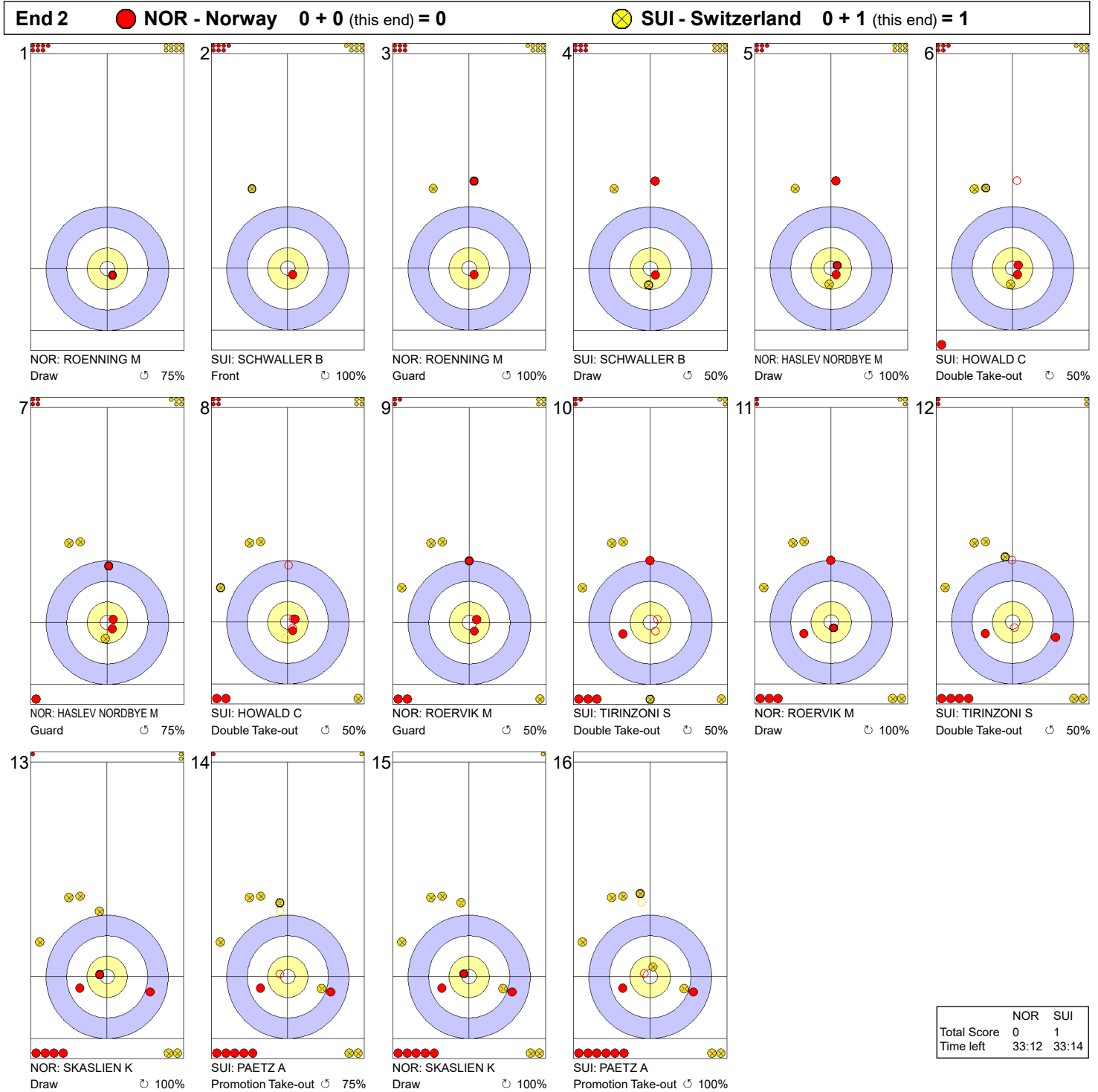
LSFE(\*) Last Stone First End



SUN 26 MAR 2023  
Start Time 15:00

Gold Medal Game

Game - Shot by Shot



**Legend:**  
 ↻ Clockwise      ↺ Counter-clockwise      - Not considered

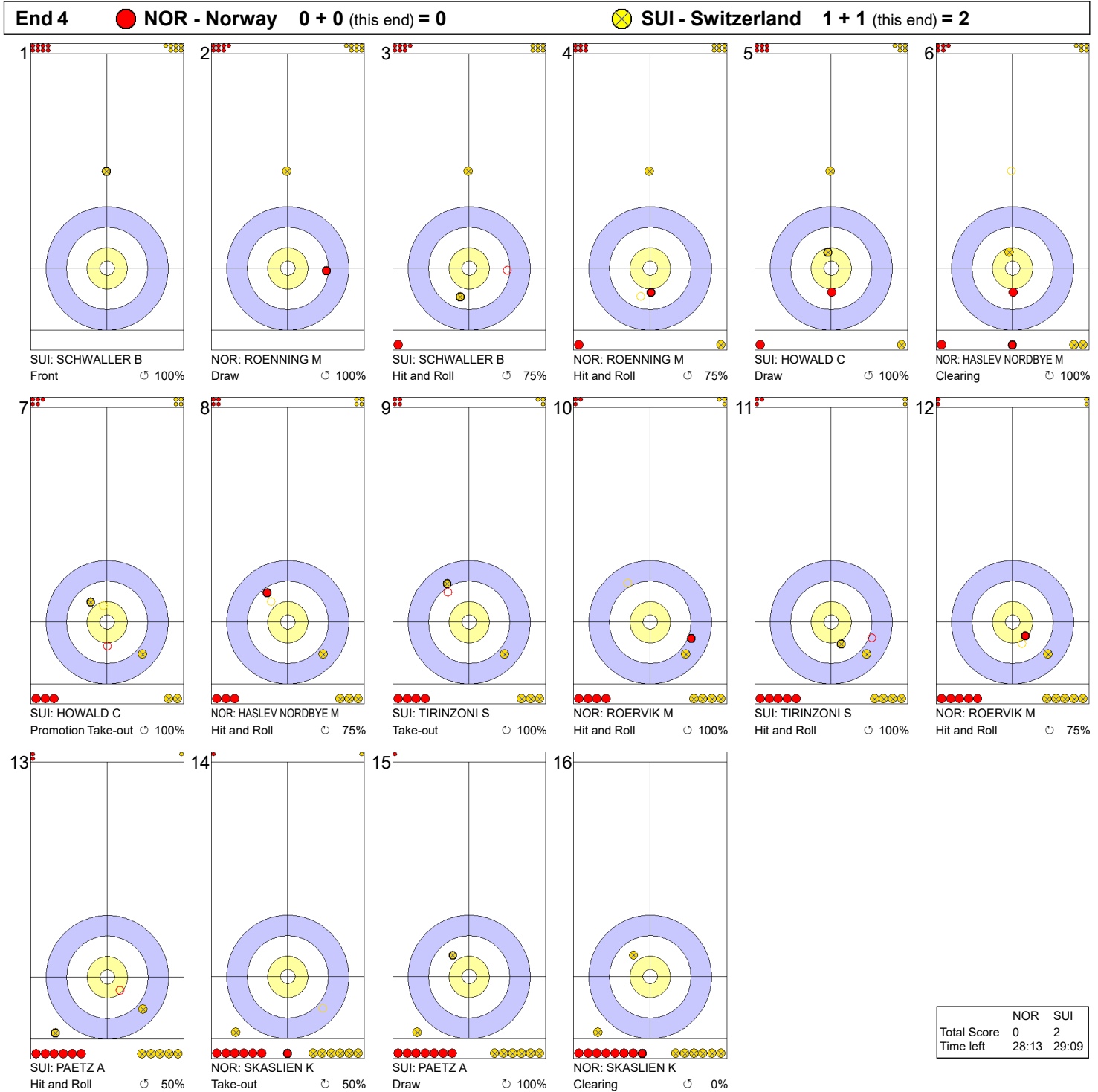




SUN 26 MAR 2023  
Start Time 15:00

Gold Medal Game

Game - Shot by Shot



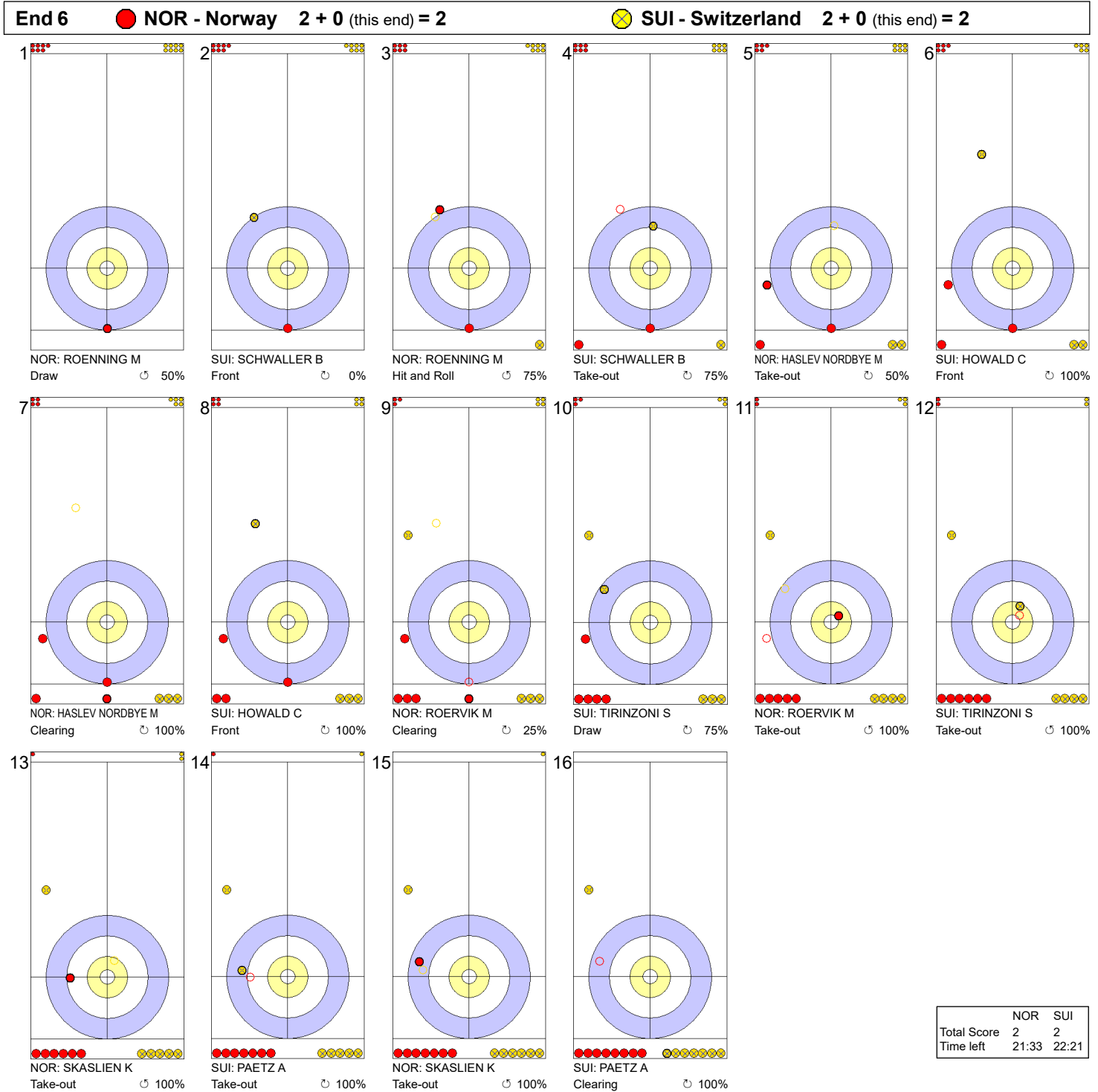
**Legend:**  
 Clockwise      Counter-clockwise      - Not considered





**SUN 26 MAR 2023**  
 Start Time 15:00

**Gold Medal Game**

**Game - Shot by Shot**






**Legend:**  
 Clockwise     Counter-clockwise    - Not considered

SUN 26 MAR 2023  
Start Time 15:00

Gold Medal Game

### Game - Shot by Shot

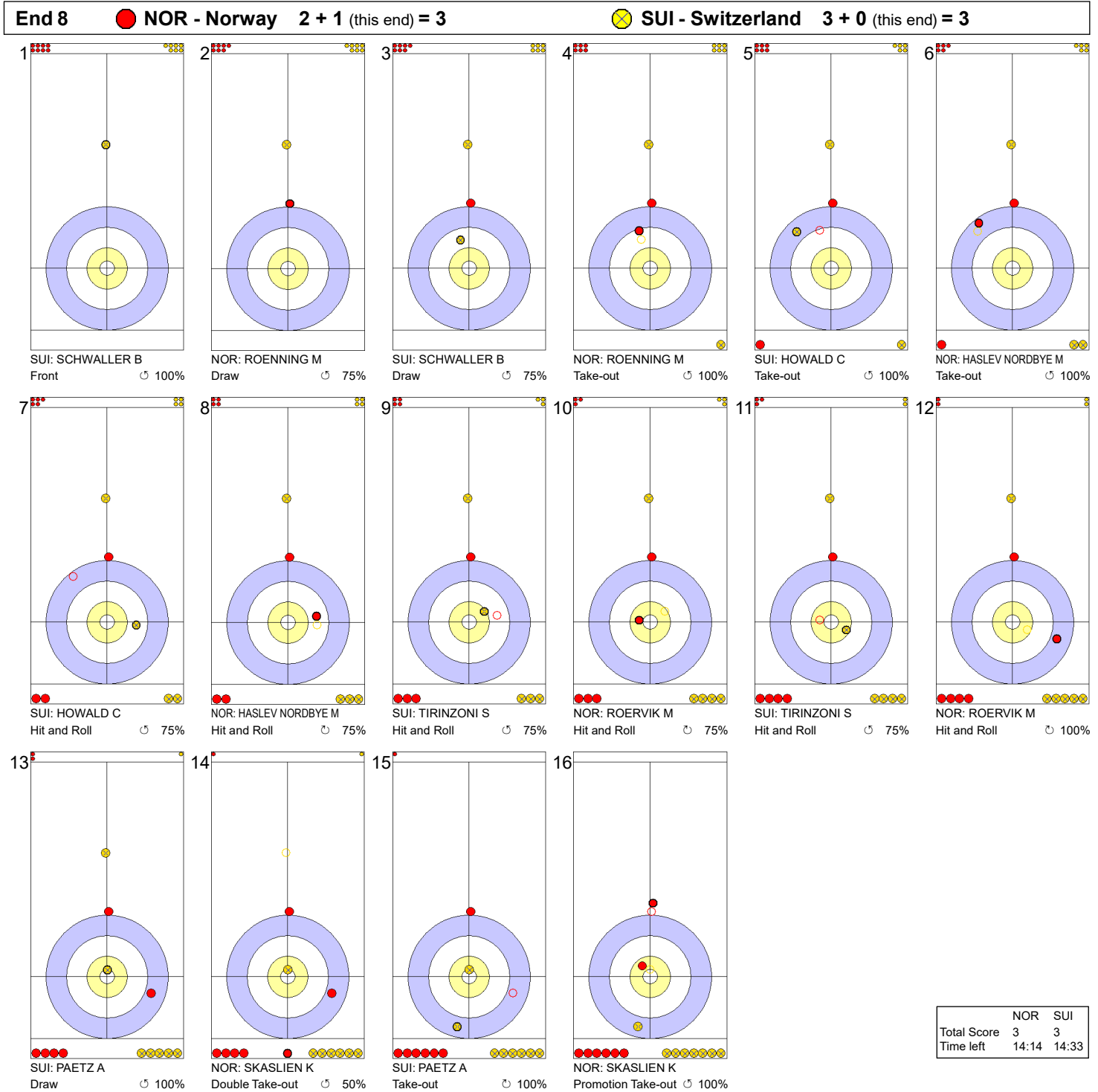


**Legend:**  
 Clockwise       Counter-clockwise      - Not considered

SUN 26 MAR 2023  
Start Time 15:00

Gold Medal Game

Game - Shot by Shot

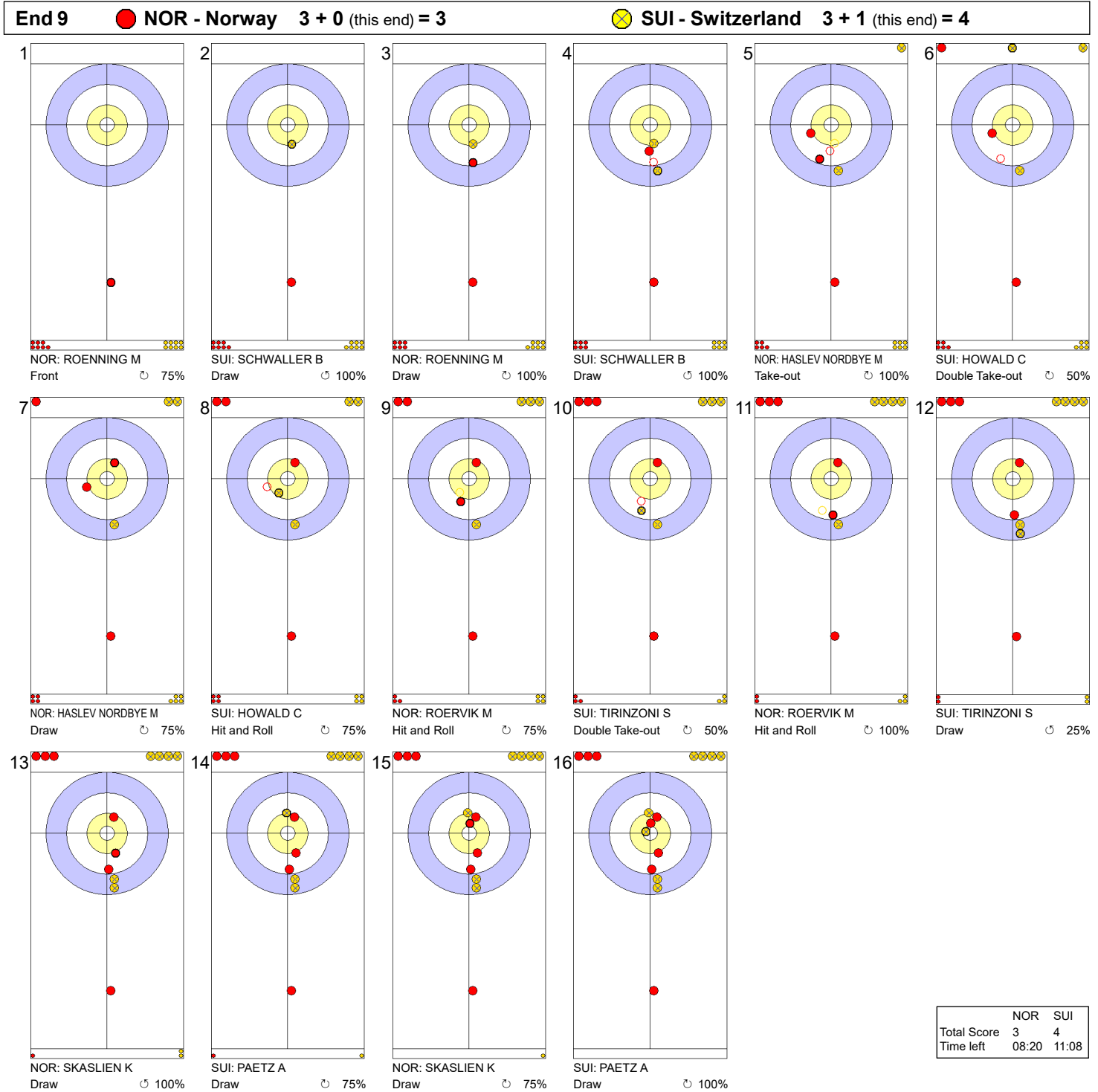


**Legend:**  
 Clockwise      Counter-clockwise      - Not considered

SUN 26 MAR 2023  
Start Time 15:00

Gold Medal Game

Game - Shot by Shot



**Legend:**  
 ↻ Clockwise      ↺ Counter-clockwise      - Not considered

SUN 26 MAR 2023  
Start Time 15:00

**Gold Medal Game**

**Game - Shot by Shot**



**Legend:**  
 Clockwise     Counter-clockwise     - Not considered



NOR - after Gold Medal Game

## Cumulative Player Statistics by Team

### NOR - Norway

SKASLIEN Kristin 4 V Right-handed

Type	↻	%	↺	%	Total	%
Draw	42	71	35	64	77	68
Front	0	-	0	-	0	-
Guard	2	100	4	88	6	92
Raise	5	50	3	33	8	44
Wick / Soft Peeling	0	-	0	-	0	-
Freeze	0	-	0	-	0	-
Take-out	54	81	34	88	88	84
Hit and Roll	19	82	15	83	34	82
Clearing	15	93	10	70	25	84
Double Take-out	7	57	10	55	17	56
Promotion Take-out	6	71	2	100	8	78
All Draws	49	70	42	64	91	68
All Take-outs	101	80	71	80	172	80
<b>Total</b>	<b>150</b>	<b>77</b>	<b>113</b>	<b>74</b>	<b>263</b>	<b>76</b>
Not considered					4	-

ROENNING Martine 1 Left-handed

Type	↻	%	↺	%	Total	%
Draw	79	95	75	89	154	92
Front	15	93	20	88	35	90
Guard	12	63	7	96	19	75
Raise	0	-	1	100	1	100
Wick / Soft Peeling	2	25	0	-	2	25
Freeze	0	-	0	-	0	-
Take-out	17	97	30	91	47	93
Hit and Roll	1	75	5	65	6	67
Clearing	1	50	0	-	1	50
Double Take-out	2	75	0	-	2	75
Promotion Take-out	0	-	0	-	0	-
All Draws	108	90	103	89	211	89
All Take-outs	21	92	35	87	56	89
<b>Total</b>	<b>129</b>	<b>90</b>	<b>138</b>	<b>89</b>	<b>267</b>	<b>89</b>
Not considered					3	-

ROERVIK Marianne 3 S Right-handed

Type	↻	%	↺	%	Total	%
Draw	32	73	27	75	59	74
Front	0	-	1	75	1	75
Guard	8	81	10	78	18	79
Raise	3	92	2	63	5	80
Wick / Soft Peeling	0	-	0	-	0	-
Freeze	0	-	0	-	0	-
Take-out	47	80	39	81	86	80
Hit and Roll	17	78	19	79	36	78
Clearing	22	83	20	100	42	91
Double Take-out	7	79	5	70	12	75
Promotion Take-out	6	50	5	60	11	55
All Draws	43	76	40	75	83	76
All Take-outs	99	78	88	83	187	80
<b>Total</b>	<b>142</b>	<b>78</b>	<b>128</b>	<b>80</b>	<b>270</b>	<b>79</b>
Not considered					0	-

RAMSFJELL Maia A Right-handed

Type	↻	%	↺	%	Total	%
Draw	0	-	0	-	0	-
Front	0	-	0	-	0	-
Guard	0	-	0	-	0	-
Raise	0	-	0	-	0	-
Wick / Soft Peeling	0	-	0	-	0	-
Freeze	0	-	0	-	0	-
Take-out	0	-	0	-	0	-
Hit and Roll	0	-	0	-	0	-
Clearing	0	-	0	-	0	-
Double Take-out	0	-	0	-	0	-
Promotion Take-out	0	-	0	-	0	-
All Draws	0	-	0	-	0	-
All Take-outs	0	-	0	-	0	-
<b>Total</b>	<b>0</b>	<b>-</b>	<b>0</b>	<b>-</b>	<b>0</b>	<b>-</b>
Not considered					0	-

HASLEV NORDBYE Mille 2 Right-handed

Type	↻	%	↺	%	Total	%
Draw	33	86	24	86	57	86
Front	3	100	1	100	4	100
Guard	8	88	13	81	21	83
Raise	0	-	1	50	1	50
Wick / Soft Peeling	0	-	0	-	0	-
Freeze	0	-	0	-	0	-
Take-out	40	88	37	80	77	84
Hit and Roll	15	73	10	78	25	75
Clearing	29	95	23	92	52	94
Double Take-out	17	74	11	70	28	72
Promotion Take-out	1	75	2	100	3	92
All Draws	44	87	39	84	83	86
All Take-outs	102	85	83	82	185	84
<b>Total</b>	<b>146</b>	<b>86</b>	<b>122</b>	<b>83</b>	<b>268</b>	<b>84</b>
Not considered					2	-

Team: NOR - Norway

Type	↻	%	↺	%	Total	%
Draw	186	84	161	81	347	83
Front	18	94	22	88	40	91
Guard	30	77	34	84	64	80
Raise	8	66	7	54	15	60
Wick / Soft Peeling	2	25	0	-	2	25
Freeze	0	-	0	-	0	-
Take-out	158	84	140	84	298	84
Hit and Roll	52	78	49	79	101	78
Clearing	67	90	53	91	120	90
Double Take-out	33	71	26	64	59	68
Promotion Take-out	13	62	9	78	22	68
All Draws	244	83	224	81	468	82
All Take-outs	323	82	277	83	600	82
<b>Total</b>	<b>567</b>	<b>82</b>	<b>501</b>	<b>82</b>	<b>1068</b>	<b>82</b>
Not considered					9	-

**Note:**

Position and function for each team member:

4 = Fourth, 3 = Third, 2 = Second, 1 = Lead, A = Alternate, S = Skip, V = Vice-Skip

**Legend:**

↻ Clockwise

↺ Counter-clockwise

SUI - after Gold Medal Game

## Cumulative Player Statistics by Team

### SUI - Switzerland

PAETZ Alina 4 V Right-handed

Type	↻	%	↺	%	Total	%
Draw	34	92	50	89	84	90
Front	0	-	1	100	1	100
Guard	2	100	6	96	8	97
Raise	0	-	1	100	1	100
Wick / Soft Peeling	0	-	0	-	0	-
Freeze	1	100	0	-	1	100
Take-out	30	80	40	94	70	88
Hit and Roll	4	69	17	81	21	79
Clearing	6	83	17	100	23	96
Double Take-out	6	88	11	77	17	81
Promotion Take-out	2	63	8	84	10	80
All Draws	37	93	58	90	95	91
All Take-outs	48	80	93	90	141	87
<b>Total</b>	<b>85</b>	<b>85</b>	<b>151</b>	<b>90</b>	<b>236</b>	<b>88</b>
Not considered					5	-

SCHWALLER-HUERLIMANN Briar 1 Right-handed

Type	↻	%	↺	%	Total	%
Draw	20	64	107	89	127	85
Front	13	85	35	96	48	93
Guard	0	-	3	67	3	67
Raise	3	67	0	-	3	67
Wick / Soft Peeling	8	69	8	75	16	72
Freeze	0	-	0	-	0	-
Take-out	10	78	20	95	30	89
Hit and Roll	2	88	3	67	5	75
Clearing	1	100	4	100	5	100
Double Take-out	1	100	1	50	2	75
Promotion Take-out	0	-	1	75	1	75
All Draws	44	71	153	90	197	85
All Take-outs	14	82	29	91	43	88
<b>Total</b>	<b>58</b>	<b>74</b>	<b>182</b>	<b>90</b>	<b>240</b>	<b>86</b>
Not considered					2	-

TIRINZONI Silvana 3 S Right-handed

Type	↻	%	↺	%	Total	%
Draw	26	84	14	79	40	82
Front	0	-	0	-	0	-
Guard	4	100	4	56	8	78
Raise	1	0	7	79	8	69
Wick / Soft Peeling	0	-	0	-	0	-
Freeze	0	-	1	100	1	100
Take-out	33	88	44	88	77	88
Hit and Roll	14	84	16	67	30	75
Clearing	17	99	21	93	38	95
Double Take-out	13	50	13	71	26	61
Promotion Take-out	4	100	10	85	14	89
All Draws	31	83	26	76	57	80
All Take-outs	81	84	104	83	185	84
<b>Total</b>	<b>112</b>	<b>84</b>	<b>130</b>	<b>82</b>	<b>242</b>	<b>83</b>
Not considered					0	-

Team: SUI - Switzerland

Type	↻	%	↺	%	Total	%
Draw	104	81	191	88	295	85
Front	16	88	38	96	54	94
Guard	8	84	20	84	28	84
Raise	4	50	13	79	17	72
Wick / Soft Peeling	8	69	8	75	16	72
Freeze	1	100	1	100	2	100
Take-out	104	84	136	90	240	88
Hit and Roll	32	80	49	72	81	75
Clearing	39	93	74	97	113	95
Double Take-out	29	72	45	72	74	72
Promotion Take-out	7	75	29	82	36	81
All Draws	141	80	271	88	412	85
All Take-outs	211	83	333	86	544	85
<b>Total</b>	<b>352</b>	<b>82</b>	<b>604</b>	<b>87</b>	<b>956</b>	<b>85</b>
Not considered					11	-

HOWALD Carole 2 Right-handed

Type	↻	%	↺	%	Total	%
Draw	24	77	20	84	44	80
Front	3	100	2	100	5	100
Guard	2	38	7	96	9	83
Raise	0	-	5	75	5	75
Wick / Soft Peeling	0	-	0	-	0	-
Freeze	0	-	0	-	0	-
Take-out	31	85	32	86	63	86
Hit and Roll	12	77	13	67	25	72
Clearing	15	90	32	97	47	95
Double Take-out	9	89	20	70	29	76
Promotion Take-out	1	0	10	78	11	70
All Draws	29	77	34	86	63	82
All Take-outs	68	84	107	83	175	84
<b>Total</b>	<b>97</b>	<b>82</b>	<b>141</b>	<b>84</b>	<b>238</b>	<b>83</b>
Not considered					4	-

**Note:**

Position and function for each team member:

4 = Fourth, 3 = Third, 2 = Second, 1 = Lead, A = Alternate, S = Skip, V = Vice-Skip

**Legend:**

↻ Clockwise

↺ Counter-clockwise

## Scoring Analysis

Team	Games	LSFE	Stolen Ends	Last Stone Eff.	Force Eff.	Points Scored							Total	Plus / Minus
						0	1	2	3	4	>4			
SUI	14	For	8	23	58%	74%	14	29	23	4	2	2	106	+63
		Against	6	3			12	26	7	1	0	0	43	
CAN	15	For	9	20	39%	57%	7	38	21	5	3	0	107	+16
		Against	6	12			8	37	12	6	3	0	91	
ITA	13	For	9	14	28%	68%	12	34	14	4	1	0	78	+11
		Against	4	14			7	37	12	2	0	0	67	
USA	12	For	6	13	38%	56%	2	26	12	10	0	0	80	+6
		Against	6	17			6	32	15	4	0	0	74	
JPN	13	For	9	18	24%	55%	14	34	13	3	2	0	77	+5
		Against	4	15			4	29	17	1	0	1	72	
NOR	14	For	8	13	38%	65%	14	26	19	6	0	0	82	+5
		Against	6	14			16	34	10	6	0	1	77	
SWE	15	For	7	11	34%	47%	9	35	14	6	0	1	87	-3
		Against	8	11			14	29	18	4	2	1	90	
SCO	12	For	2	15	37%	49%	1	30	21	2	2	0	86	-4
		Against	10	12			4	31	15	7	2	0	90	
DEN	12	For	5	10	26%	61%	5	27	11	5	1	0	68	-5
		Against	7	16			9	34	15	3	0	0	73	
KOR	12	For	8	12	30%	49%	11	32	12	2	1	0	66	-5
		Against	4	12			13	27	16	4	0	0	71	
GER	12	For	5	8	24%	73%	11	23	7	4	1	1	58	-12
		Against	7	21			6	34	16	0	1	0	70	
TUR	12	For	6	13	29%	34%	10	30	13	1	1	1	68	-17
		Against	6	12			7	18	14	9	3	0	85	
NZL	12	For	2	13	15%	30%	2	27	6	1	1	0	46	-60
		Against	10	24			6	23	19	6	4	2	106	
Total	84			183			112	391	186	53	15	5	1'009	

**Note:**

Stolen ends are the ends won without the last stone advantage.

Last Stone Efficiency: Scoring two or more points with last stone advantage.

Force Efficiency: Forcing the opponent team to score only one point when they have the last stone advantage.

**Legend:**

>4 More than four points scored

Eff. Efficiency

LSFE Last Stone First End

## Summary of Big Ends

Points Scored	By	Against	Session	End	Game Result
6	SUI - Switzerland	JPN - Japan	2	2	11 : 2
6	SWE - Sweden	NZL - New Zealand	1	4	14 : 2
5	GER - Germany	SWE - Sweden	9	9	9 : 3
5	SUI - Switzerland	NOR - Norway	15	9	6 : 1
5	TUR - Türkiye	NZL - New Zealand	3	10	13 : 10
4	CAN - Canada	TUR - Türkiye	18	8	10 : 4
4	CAN - Canada	SCO - Scotland	8	1	9 : 8
4	CAN - Canada	SWE - Sweden	2	10	9 : 4
4	JPN - Japan	NZL - New Zealand	19	6	7 : 5
4	JPN - Japan	SCO - Scotland	5	10	9 : 8
4	SCO - Scotland	CAN - Canada	8	2	8 : 9
4	SCO - Scotland	GER - Germany	2	9	12 : 5
4	SUI - Switzerland	NZL - New Zealand	12	6	9 : 1
4	SUI - Switzerland	SWE - Sweden	4	3	9 : 3
4	DEN - Denmark	CAN - Canada	19	8	11 : 5
4	GER - Germany	CAN - Canada	13	8	8 : 3
4	ITA - Italy	TUR - Türkiye	2	1	12 : 1
4	KOR - Korea	NZL - New Zealand	6	5	8 : 7
4	NZL - New Zealand	TUR - Türkiye	3	9	10 : 13
4	TUR - Türkiye	NZL - New Zealand	3	8	13 : 10

**Note:**  
Big ends are defined as ends with a score of four or more points.

## Time-out Statistics

Team	Games	Number of Time-outs	Average Shot Success on Next Stone
JPN - Japan	13	11	95%
GER - Germany	12	7	85%
SCO - Scotland	12	10	82%
ITA - Italy	13	14	80%
KOR - Korea	12	13	78%
SWE - Sweden	15	12	77%
SUI - Switzerland	14	8	75%
NZL - New Zealand	12	5	70%
TUR - Türkiye	12	6	70%
DEN - Denmark	12	6	62%
USA - United States	12	7	60%
CAN - Canada	15	11	54%
NOR - Norway	14	8	31%
Total	84	118	72%

SUN 26 MAR 2023  
Start Time 10:00

**Bronze Medal Game**

## Session Results and Standings

Sheet	Game	Team	LSFE	1	2	3	4	5	6	7	8	9	10	Extra Ends	Total
B	15	CAN - Canada	*	2	1	0	2	1	0	2	0	0	X		8
	15	SWE - Sweden		0	0	1	0	0	2	0	1	1	X		5

## Play-offs Bracket

Qualification	Semi-finals	Finals	Final Standings
<p>4 ITA 3 Sheet C</p> <p>5 SWE 4</p>	<p>1 SUI 8 Sheet A</p> <p>SWE 4</p>	<p>SUI</p> <p>SUN 26 MAR 15:00 Sheet B</p> <p>2 NOR 8 Sheet C</p> <p>CAN 5</p>	<p>1</p> <p>2</p> <p>3 CAN - Canada</p> <p>4 SWE - Sweden</p> <p>5 ITA - Italy</p> <p>5 JPN - Japan</p> <p>7 USA - United States</p> <p>8 TUR - Türkiye</p> <p>9 KOR - Korea</p> <p>10 GER - Germany</p> <p>11 DEN - Denmark</p> <p>12 SCO - Scotland</p> <p>13 NZL - New Zealand</p>
<p>3 CAN 6 Sheet A</p> <p>6 JPN 4</p>		<p>SWE 5 Sheet B</p> <p>CAN 8</p>	<p>3rd</p> <p>4th</p>

**Legend:**  
LSFE(\*) Last Stone First End      X Unplayed/unfinished end due to concession

SUN 26 MAR 2023  
Start Time 10:00

Bronze Medal Game

## Game Results

Sheet	Game	Team	LSFE	1	2	3	4	5	6	7	8	9	10	Extra Ends	Total
B	15	CAN - Canada	*	2	1	0	2	1	0	2	0	0	X		8
	15	SWE - Sweden		0	0	1	0	0	2	0	1	1	X		5

CAN - Canada		Shot Success	Game	All
4 S	EINARSON Kerri	86%	76%	
3 V	SWEETING Val	88%	79%	
2	BIRCHARD Shannon	88%	84%	
1	HARRIS Briane	69%	87%	
A	KARWACKI Krysten	-	-	
Team Total		82%	82%	

SWE - Sweden		Shot Success	Game	All
4 S	HASSELBORG Anna	72%	77%	
3 V	McMANUS Sara	82%	83%	
2	KNOCHENHAUER Agnes	61%	81%	
1	MABERGS Sofia	91%	85%	
A	HELDIN Johanna	-	-	
Team Total		77%	82%	

Time remaining: 1 minute 30 seconds

Time remaining: 1 minute 3 seconds

Time-out: End 7 - SWE stone 7

## Shot Success Analysis

CAN - Canada		↻	↺	Game
4	EINARSON Kerri	Draws 3 50%	3 83%	6 67%
		Take-outs 6 88%	7 100%	13 94%
		Total 9 75%	10 95%	19 86%
3	SWEETING Val	Draws 4 94%	3 67%	7 82%
		Take-outs 5 90%	8 91%	13 90%
		Total 9 92%	11 84%	20 88%
2	BIRCHARD Shannon	Draws 7 96%	1 100%	8 97%
		Take-outs 6 83%	6 79%	12 81%
		Total 13 90%	7 82%	20 88%
1	HARRIS Briane	Draws 16 64%	2 75%	18 65%
		Take-outs 0 -	2 100%	2 100%
		Total 16 64%	4 88%	20 69%
A	KARWACKI Krysten	Draws 0 -	0 -	0 -
		Take-outs 0 -	0 -	0 -
		Total 0 -	0 -	0 -
Team		Draws 30 74%	9 78%	39 75%
		Take-outs 17 87%	23 91%	40 89%
		Total 47 79%	32 88%	79 82%

SWE - Sweden		↻	↺	Game
4	HASSELBORG Anna	Draws 4 63%	8 84%	12 77%
		Take-outs 3 75%	4 56%	7 64%
		Total 7 68%	12 75%	19 72%
3	McMANUS Sara	Draws 5 75%	8 88%	13 83%
		Take-outs 2 100%	4 69%	6 79%
		Total 7 82%	12 81%	19 82%
2	KNOCHENHAUER Agnes	Draws 11 57%	7 64%	18 60%
		Take-outs 1 100%	1 50%	2 75%
		Total 12 60%	8 63%	20 61%
1	MABERGS Sofia	Draws 6 79%	12 96%	18 90%
		Take-outs 0 -	2 100%	2 100%
		Total 6 79%	14 96%	20 91%
A	HELDIN Johanna	Draws 0 -	0 -	0 -
		Take-outs 0 -	0 -	0 -
		Total 0 -	0 -	0 -
Team		Draws 26 66%	35 85%	61 77%
		Take-outs 6 88%	11 68%	17 75%
		Total 32 70%	46 81%	78 77%

### Note:

Position and function for each team member:

4 = Fourth, 3 = Third, 2 = Second, 1 = Lead, A = Alternate, S = Skip, V = Vice-Skip

### Legend:

↻ Clockwise

↺ Counter-clockwise

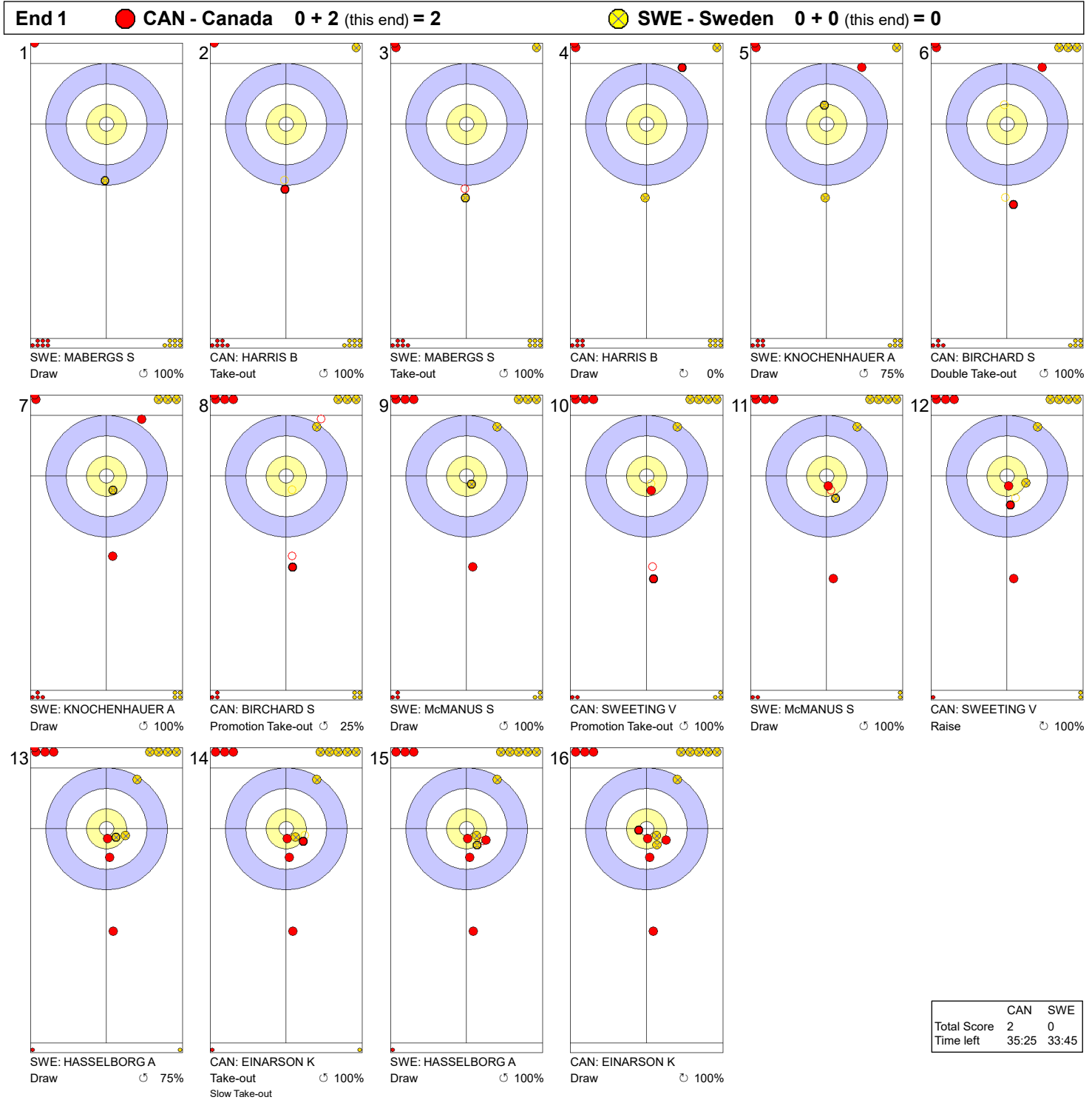
LSFE(\*) Last Stone First End

X Unplayed/unfinished end due to concession

**SUN 26 MAR 2023**  
 Start Time 10:00

**Bronze Medal Game**

**Game - Shot by Shot**



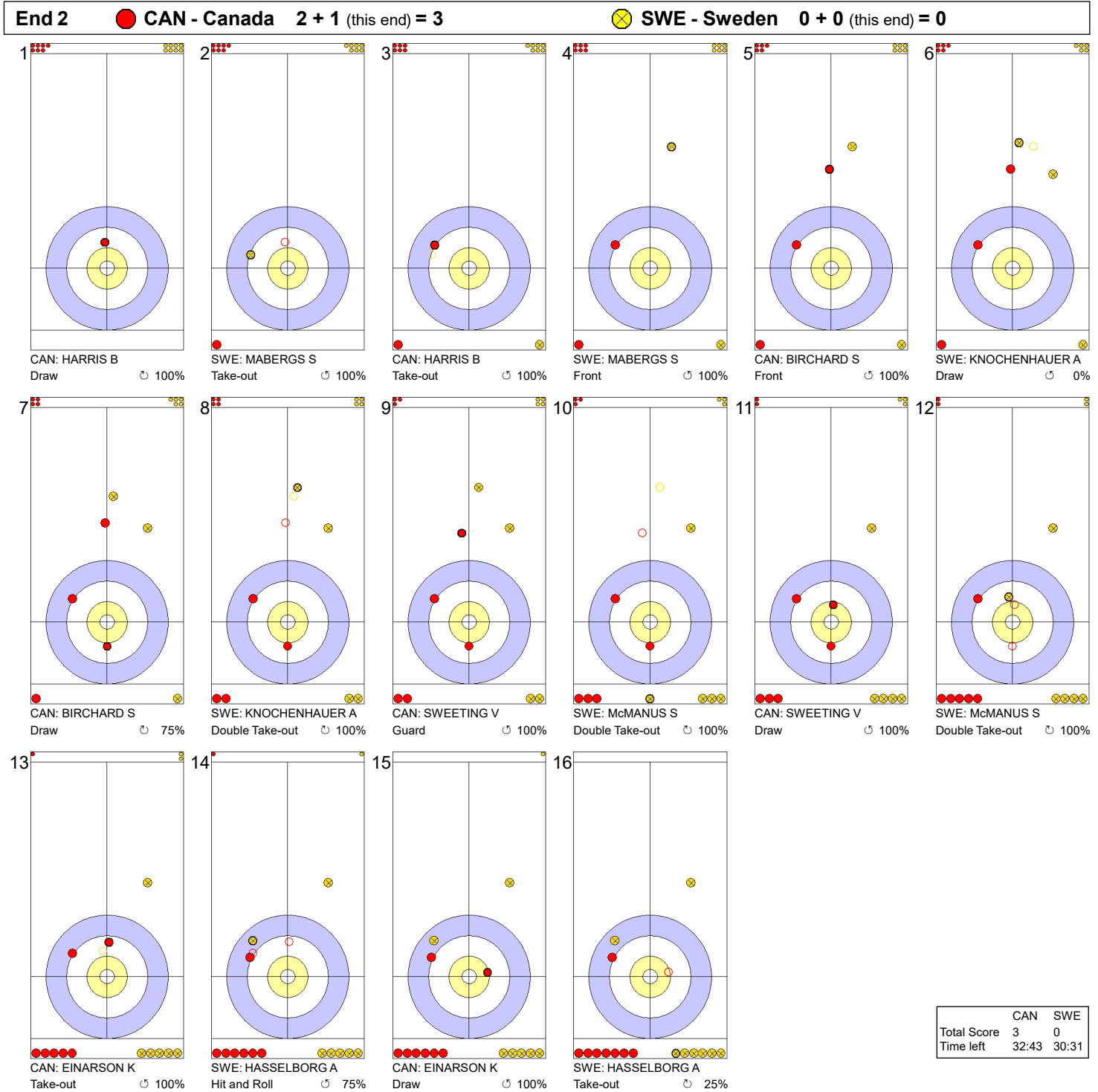
**Legend:**  
 ↻ Clockwise      ↺ Counter-clockwise      - Not considered



**SUN 26 MAR 2023**
  
**Start Time 10:00**

**Bronze Medal Game**

**Game - Shot by Shot**

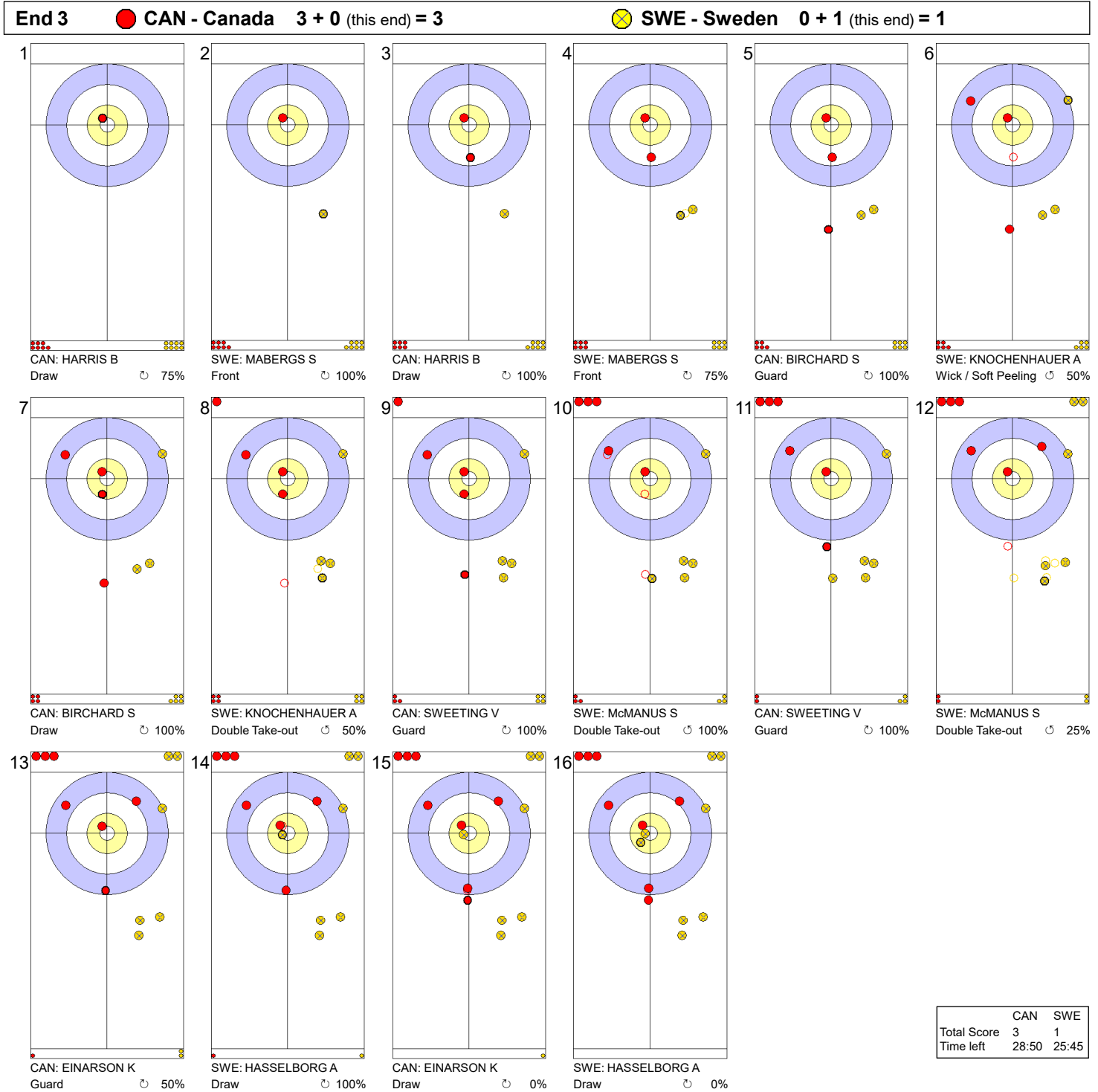


**Legend:**
  
 ↻ Clockwise                      ↺ Counter-clockwise                      - Not considered

SUN 26 MAR 2023  
Start Time 10:00

Bronze Medal Game

Game - Shot by Shot



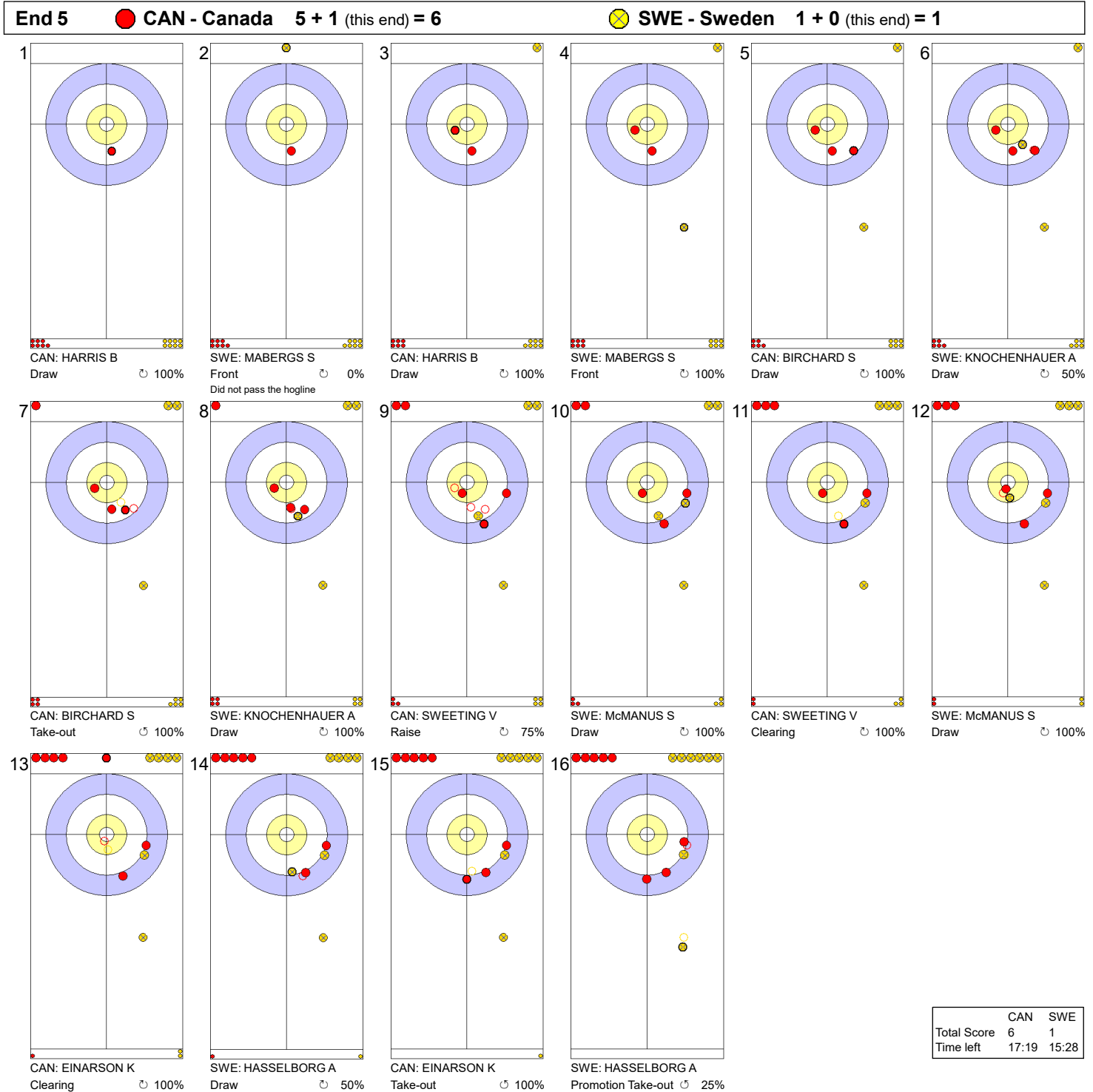
**Legend:**  
 ↻ Clockwise      ↺ Counter-clockwise      - Not considered



**SUN 26 MAR 2023**  
 Start Time 10:00

**Bronze Medal Game**

**Game - Shot by Shot**

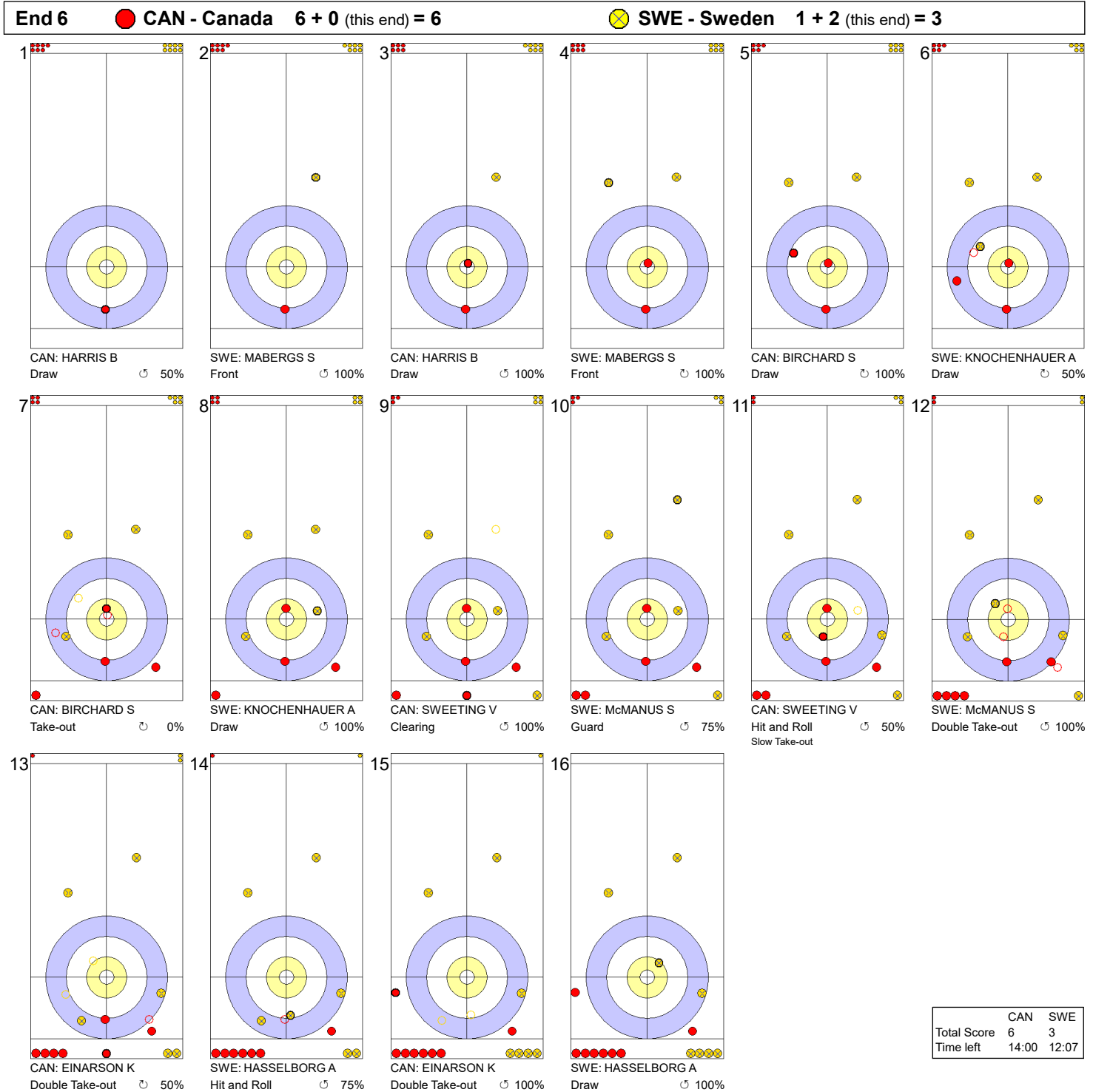


**Legend:**  
 ↻ Clockwise      ↺ Counter-clockwise      - Not considered

**SUN 26 MAR 2023**  
 Start Time 10:00

**Bronze Medal Game**

**Game - Shot by Shot**



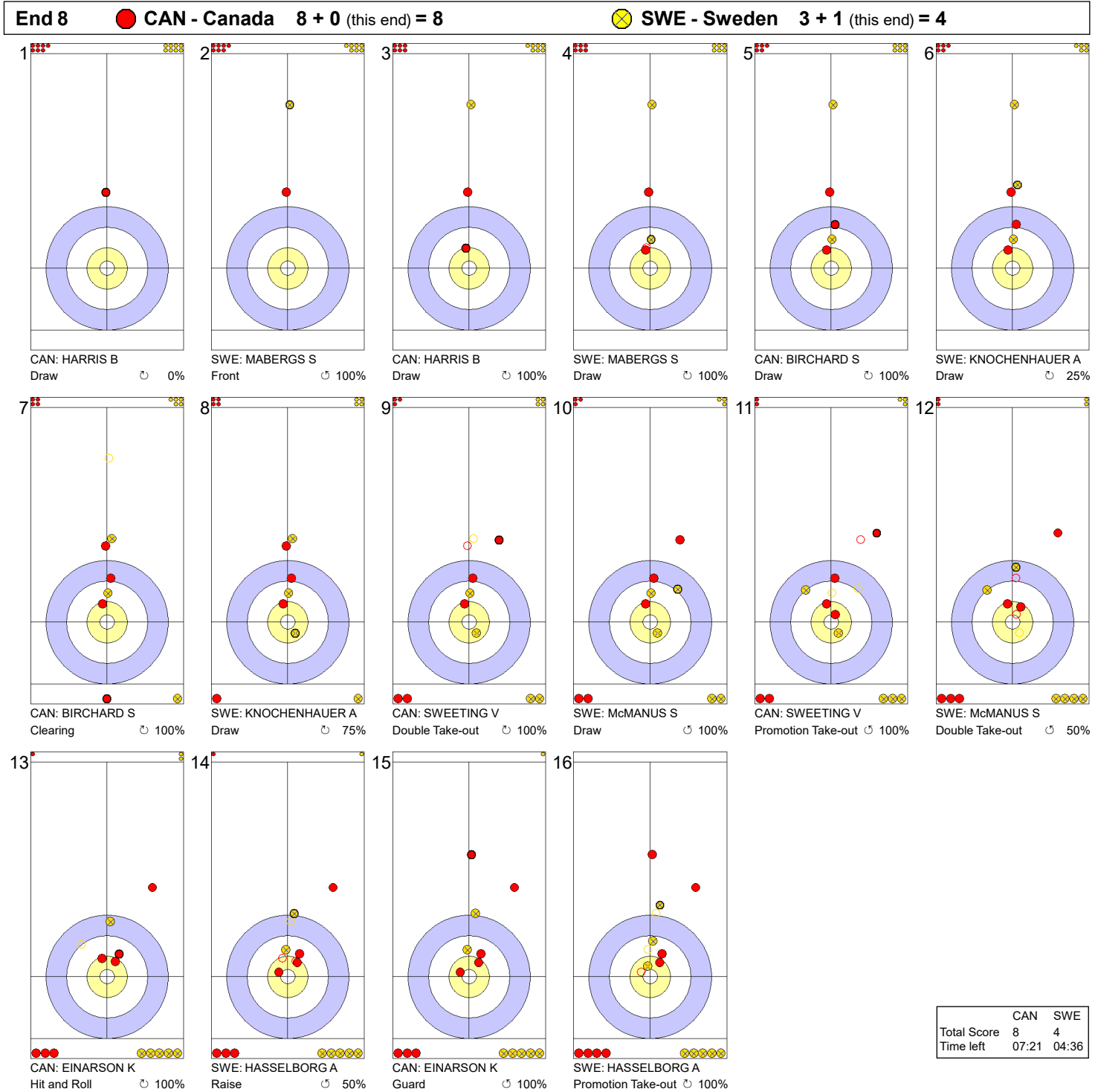
**Legend:**  
 ↻ Clockwise      ↺ Counter-clockwise      - Not considered



**SUN 26 MAR 2023**  
 Start Time 10:00

**Bronze Medal Game**

**Game - Shot by Shot**



**Legend:**  
 ↻ Clockwise      ↺ Counter-clockwise      - Not considered







CAN - after Bronze Medal Game

Cumulative Player Statistics by Team

CAN - Canada

EINARSON Kerri 4 S Right-handed

Type	↻	%	↺	%	Total	%
Draw	44	77	47	73	91	75
Front	1	100	0	-	1	100
Guard	12	94	12	92	24	93
Raise	4	25	5	65	9	47
Wick / Soft Peeling	0	-	0	-	0	-
Freeze	0	-	0	-	0	-
Take-out	30	83	41	74	71	78
Hit and Roll	12	83	7	71	19	79
Clearing	9	94	7	93	16	94
Double Take-out	10	65	16	78	26	73
Promotion Take-out	11	55	11	61	22	58
All Draws	61	77	64	76	125	77
All Take-outs	72	78	82	75	154	76
<b>Total</b>	<b>133</b>	<b>77</b>	<b>146</b>	<b>75</b>	<b>279</b>	<b>76</b>
Not considered					1	-

HARRIS Briane 1 Right-handed

Type	↻	%	↺	%	Total	%
Draw	91	86	49	83	140	85
Front	56	89	42	96	98	92
Guard	8	91	3	92	11	91
Raise	2	63	2	88	4	75
Wick / Soft Peeling	0	-	1	50	1	50
Freeze	0	-	0	-	0	-
Take-out	7	64	19	92	26	85
Hit and Roll	1	75	1	100	2	88
Clearing	0	-	0	-	0	-
Double Take-out	1	100	0	-	1	100
Promotion Take-out	0	-	1	75	1	75
All Draws	157	87	97	89	254	88
All Take-outs	9	69	21	92	30	85
<b>Total</b>	<b>166</b>	<b>86</b>	<b>118</b>	<b>89</b>	<b>284</b>	<b>87</b>
Not considered					0	-

SWEETING Val 3 V Left-handed

Type	↻	%	↺	%	Total	%
Draw	28	81	36	74	64	77
Front	2	75	0	-	2	75
Guard	16	75	8	84	24	78
Raise	7	68	4	56	11	64
Wick / Soft Peeling	0	-	0	-	0	-
Freeze	0	-	0	-	0	-
Take-out	32	85	47	77	79	80
Hit and Roll	11	77	10	78	21	77
Clearing	18	93	19	92	37	93
Double Take-out	14	82	16	72	30	77
Promotion Take-out	1	100	15	62	16	64
All Draws	53	77	48	74	101	76
All Take-outs	76	86	107	77	183	80
<b>Total</b>	<b>129</b>	<b>82</b>	<b>155</b>	<b>76</b>	<b>284</b>	<b>79</b>
Not considered					0	-

KARWACKI Krysten A Right-handed

Type	↻	%	↺	%	Total	%
Draw	0	-	0	-	0	-
Front	0	-	0	-	0	-
Guard	0	-	0	-	0	-
Raise	0	-	0	-	0	-
Wick / Soft Peeling	0	-	0	-	0	-
Freeze	0	-	0	-	0	-
Take-out	0	-	0	-	0	-
Hit and Roll	0	-	0	-	0	-
Clearing	0	-	0	-	0	-
Double Take-out	0	-	0	-	0	-
Promotion Take-out	0	-	0	-	0	-
All Draws	0	-	0	-	0	-
All Take-outs	0	-	0	-	0	-
<b>Total</b>	<b>0</b>	<b>-</b>	<b>0</b>	<b>-</b>	<b>0</b>	<b>-</b>
Not considered					0	-

BIRCHARD Shannon 2 Right-handed

Type	↻	%	↺	%	Total	%
Draw	46	86	26	65	72	79
Front	5	100	5	100	10	100
Guard	7	82	12	94	19	89
Raise	4	69	3	92	7	79
Wick / Soft Peeling	0	-	0	-	0	-
Freeze	0	-	0	-	0	-
Take-out	25	81	36	90	61	86
Hit and Roll	11	75	13	77	24	76
Clearing	23	89	23	96	46	92
Double Take-out	16	80	18	72	34	76
Promotion Take-out	5	90	6	71	11	80
All Draws	62	86	46	78	108	83
All Take-outs	80	83	96	85	176	84
<b>Total</b>	<b>142</b>	<b>84</b>	<b>142</b>	<b>83</b>	<b>284</b>	<b>84</b>
Not considered					0	-

Team: CAN - Canada

Type	↻	%	↺	%	Total	%
Draw	209	83	158	75	367	80
Front	64	90	47	96	111	93
Guard	43	84	35	91	78	87
Raise	17	57	14	71	31	64
Wick / Soft Peeling	0	-	1	50	1	50
Freeze	0	-	0	-	0	-
Take-out	94	82	143	82	237	82
Hit and Roll	35	79	31	77	66	78
Clearing	50	92	49	94	99	93
Double Take-out	41	77	50	74	91	76
Promotion Take-out	17	68	33	64	50	65
All Draws	333	83	255	81	588	82
All Take-outs	237	82	306	80	543	81
<b>Total</b>	<b>570</b>	<b>83</b>	<b>561</b>	<b>80</b>	<b>1131</b>	<b>82</b>
Not considered					1	-

Note:

Position and function for each team member:

4 = Fourth, 3 = Third, 2 = Second, 1 = Lead, A = Alternate, S = Skip, V = Vice-Skip

Legend:

↻ Clockwise

↺ Counter-clockwise

SWE - after Bronze Medal Game

Cumulative Player Statistics by Team

SWE - Sweden

HASSELBORG Anna 4 S Right-handed

Type	↻	%	↺	%	Total	%
Draw	43	72	48	74	91	73
Front	0	-	0	-	0	-
Guard	4	50	9	89	13	77
Raise	4	38	7	64	11	55
Wick / Soft Peeling	0	-	0	-	0	-
Freeze	0	-	1	0	1	0
Take-out	32	91	34	88	66	90
Hit and Roll	11	82	16	72	27	76
Clearing	11	91	10	95	21	93
Double Take-out	12	65	14	84	26	75
Promotion Take-out	8	50	7	50	15	50
All Draws	51	67	65	74	116	71
All Take-outs	74	81	81	82	155	81
<b>Total</b>	<b>125</b>	<b>75</b>	<b>146</b>	<b>78</b>	<b>271</b>	<b>77</b>
Not considered					0	-

MABERGS Sofia 1 Right-handed

Type	↻	%	↺	%	Total	%
Draw	31	88	90	83	121	85
Front	17	84	81	93	98	91
Guard	1	100	7	64	8	69
Raise	0	-	0	-	0	-
Wick / Soft Peeling	1	0	3	67	4	50
Freeze	0	-	0	-	0	-
Take-out	7	86	23	80	30	82
Hit and Roll	4	81	4	81	8	81
Clearing	2	50	1	100	3	67
Double Take-out	0	-	1	100	1	100
Promotion Take-out	0	-	0	-	0	-
All Draws	50	85	181	87	231	86
All Take-outs	13	79	29	82	42	81
<b>Total</b>	<b>63</b>	<b>84</b>	<b>210</b>	<b>86</b>	<b>273</b>	<b>85</b>
Not considered					1	-

McMANUS Sara 3 V Right-handed

Type	↻	%	↺	%	Total	%
Draw	34	74	35	75	69	75
Front	0	-	4	81	4	81
Guard	8	75	9	89	17	82
Raise	3	75	10	78	13	77
Wick / Soft Peeling	0	-	2	75	2	75
Freeze	0	-	0	-	0	-
Take-out	22	88	37	88	59	88
Hit and Roll	11	80	21	88	32	85
Clearing	15	97	23	96	38	96
Double Take-out	9	75	20	80	29	78
Promotion Take-out	2	63	6	96	8	88
All Draws	45	74	60	78	105	76
All Take-outs	59	86	107	89	166	88
<b>Total</b>	<b>104</b>	<b>81</b>	<b>167</b>	<b>85</b>	<b>271</b>	<b>83</b>
Not considered					3	-

HELDIN Johanna A Right-handed

Type	↻	%	↺	%	Total	%
Draw	0	-	0	-	0	-
Front	0	-	0	-	0	-
Guard	0	-	0	-	0	-
Raise	0	-	0	-	0	-
Wick / Soft Peeling	0	-	0	-	0	-
Freeze	0	-	0	-	0	-
Take-out	0	-	0	-	0	-
Hit and Roll	0	-	0	-	0	-
Clearing	0	-	0	-	0	-
Double Take-out	0	-	0	-	0	-
Promotion Take-out	0	-	0	-	0	-
All Draws	0	-	0	-	0	-
All Take-outs	0	-	0	-	0	-
<b>Total</b>	<b>0</b>	<b>-</b>	<b>0</b>	<b>-</b>	<b>0</b>	<b>-</b>
Not considered					0	-

KNOCHENHAUER Agnes 2 Right-handed

Type	↻	%	↺	%	Total	%
Draw	45	71	45	82	90	76
Front	3	100	6	88	9	92
Guard	7	82	10	95	17	90
Raise	1	50	4	44	5	45
Wick / Soft Peeling	0	-	2	75	2	75
Freeze	0	-	0	-	0	-
Take-out	20	80	27	89	47	85
Hit and Roll	11	61	18	75	29	70
Clearing	12	96	31	98	43	98
Double Take-out	12	77	16	72	28	74
Promotion Take-out	1	25	2	75	3	58
All Draws	56	73	67	82	123	78
All Take-outs	56	78	94	86	150	83
<b>Total</b>	<b>112</b>	<b>76</b>	<b>161</b>	<b>84</b>	<b>273</b>	<b>81</b>
Not considered					1	-

Team: SWE - Sweden

Type	↻	%	↺	%	Total	%
Draw	153	75	218	80	371	78
Front	20	86	91	92	111	91
Guard	20	74	35	86	55	81
Raise	8	53	21	67	29	63
Wick / Soft Peeling	1	0	7	71	8	63
Freeze	0	-	1	0	1	0
Take-out	81	87	121	87	202	87
Hit and Roll	37	75	59	79	96	78
Clearing	40	93	65	97	105	95
Double Take-out	33	72	51	79	84	76
Promotion Take-out	11	50	15	72	26	63
All Draws	202	75	373	82	575	80
All Take-outs	202	81	311	85	513	84
<b>Total</b>	<b>404</b>	<b>78</b>	<b>684</b>	<b>84</b>	<b>1088</b>	<b>82</b>
Not considered					5	-

Note:

Position and function for each team member:

4 = Fourth, 3 = Third, 2 = Second, 1 = Lead, A = Alternate, S = Skip, V = Vice-Skip

Legend:

↻ Clockwise

↺ Counter-clockwise

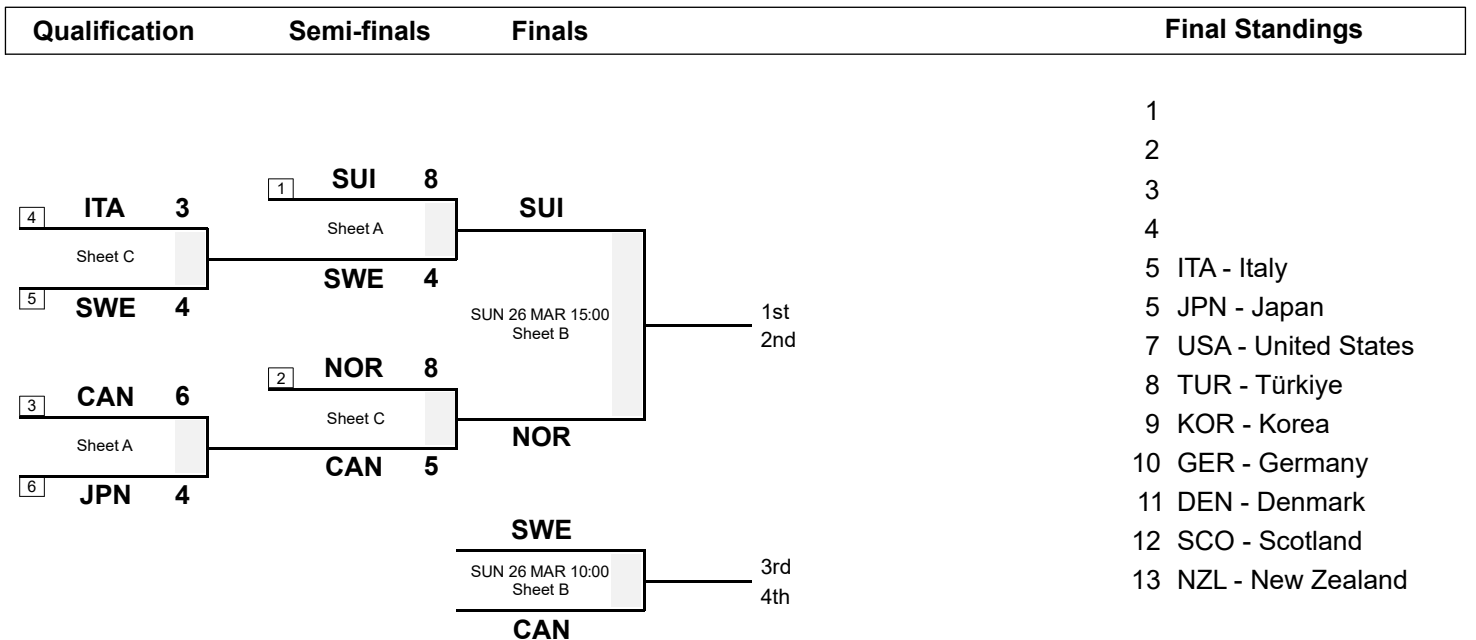
SAT 25 MAR 2023  
Start Time 16:00

Semi-finals

### Session Results and Standings

Sheet	Game	Team	LSFE	1	2	3	4	5	6	7	8	9	10	Extra Ends	Total
A	14	SWE - Sweden		0	0	2	0	0	1	0	1	0	X		4
	13	SUI - Switzerland	*	2	0	0	2	0	0	2	0	2	X		8
C	13	NOR - Norway	*	1	0	0	3	0	0	1	0	3	X		8
	14	CAN - Canada		0	0	2	0	1	1	0	1	0	X		5

### Play-offs Bracket



**Legend:**  
LSFE(\*) Last Stone First End      X Unplayed/unfinished end due to concession

SAT 25 MAR 2023  
Start Time 16:00

Semi-final - Sheet A

## Game Results

Sheet	Game	Team	LSFE	1	2	3	4	5	6	7	8	9	10	Extra Ends	Total
A	14	SWE - Sweden		0	0	2	0	0	1	0	1	0	X		4
	13	SUI - Switzerland	*	2	0	0	2	0	0	2	0	2	X		8

SWE - Sweden		Shot Success	Game	All
4 S	HASSELBORG Anna	75%	75%	77%
3 V	McMANUS Sara	88%	88%	83%
2	KNOCHENHAUER Agnes	86%	86%	82%
1	MABERGS Sofia	86%	86%	85%
A	HELDIN Johanna	-	-	-
Team Total		84%	84%	82%

SUI - Switzerland		Shot Success	Game	All
4 V	PAETZ Alina	91%	91%	89%
3 S	TIRINZONI Silvana	91%	91%	83%
2	HOWALD Carole	84%	84%	83%
1	SCHWALLER-HUERLIMANN Briar	82%	82%	86%
A	-	-	-	-
Team Total		87%	87%	85%

Time remaining: 1 minute 6 seconds

Time remaining: 3 minutes 1 second

Time-out: End 9 - SUI stone 5

## Shot Success Analysis

SWE - Sweden		↻	↺	Game	
4	HASSELBORG Anna	Draws	4 56%	5 80%	9 69%
		Take-outs	4 88%	6 75%	10 80%
		Total	8 72%	11 77%	19 75%
3	McMANUS Sara	Draws	3 92%	6 96%	9 94%
		Take-outs	4 81%	7 82%	11 82%
		Total	7 86%	13 88%	20 88%
2	KNOCHENHAUER Agnes	Draws	5 90%	10 85%	15 87%
		Take-outs	1 100%	4 81%	5 85%
		Total	6 92%	14 84%	20 86%
1	MABERGS Sofia	Draws	5 95%	13 85%	18 88%
		Take-outs	0 -	2 75%	2 75%
		Total	5 95%	15 83%	20 86%
A	HELDIN Johanna	Draws	0 -	0 -	0 -
		Take-outs	0 -	0 -	0 -
		Total	0 -	0 -	0 -
Team		Draws	17 84%	34 86%	51 85%
		Take-outs	9 86%	19 79%	28 81%
		Total	26 85%	53 83%	79 84%

SUI - Switzerland		↻	↺	Game	
4	PAETZ Alina	Draws	3 100%	3 92%	6 96%
		Take-outs	4 75%	10 95%	14 89%
		Total	7 86%	13 94%	20 91%
3	TIRINZONI Silvana	Draws	0 -	1 100%	1 100%
		Take-outs	8 78%	11 100%	19 91%
		Total	8 78%	12 100%	20 91%
2	HOWALD Carole	Draws	0 -	2 75%	2 75%
		Take-outs	9 89%	8 81%	17 85%
		Total	9 89%	10 80%	19 84%
1	SCHWALLER B	Draws	1 100%	16 83%	17 84%
		Take-outs	0 -	2 63%	2 63%
		Total	1 100%	18 81%	19 82%
A	-	Draws	0 -	0 -	0 -
		Take-outs	0 -	0 -	0 -
		Total	0 -	0 -	0 -
Team		Draws	4 100%	22 84%	26 87%
		Take-outs	21 82%	31 91%	52 88%
		Total	25 85%	53 88%	78 87%

### Note:

Position and function for each team member:

4 = Fourth, 3 = Third, 2 = Second, 1 = Lead, A = Alternate, S = Skip, V = Vice-Skip

### Legend:

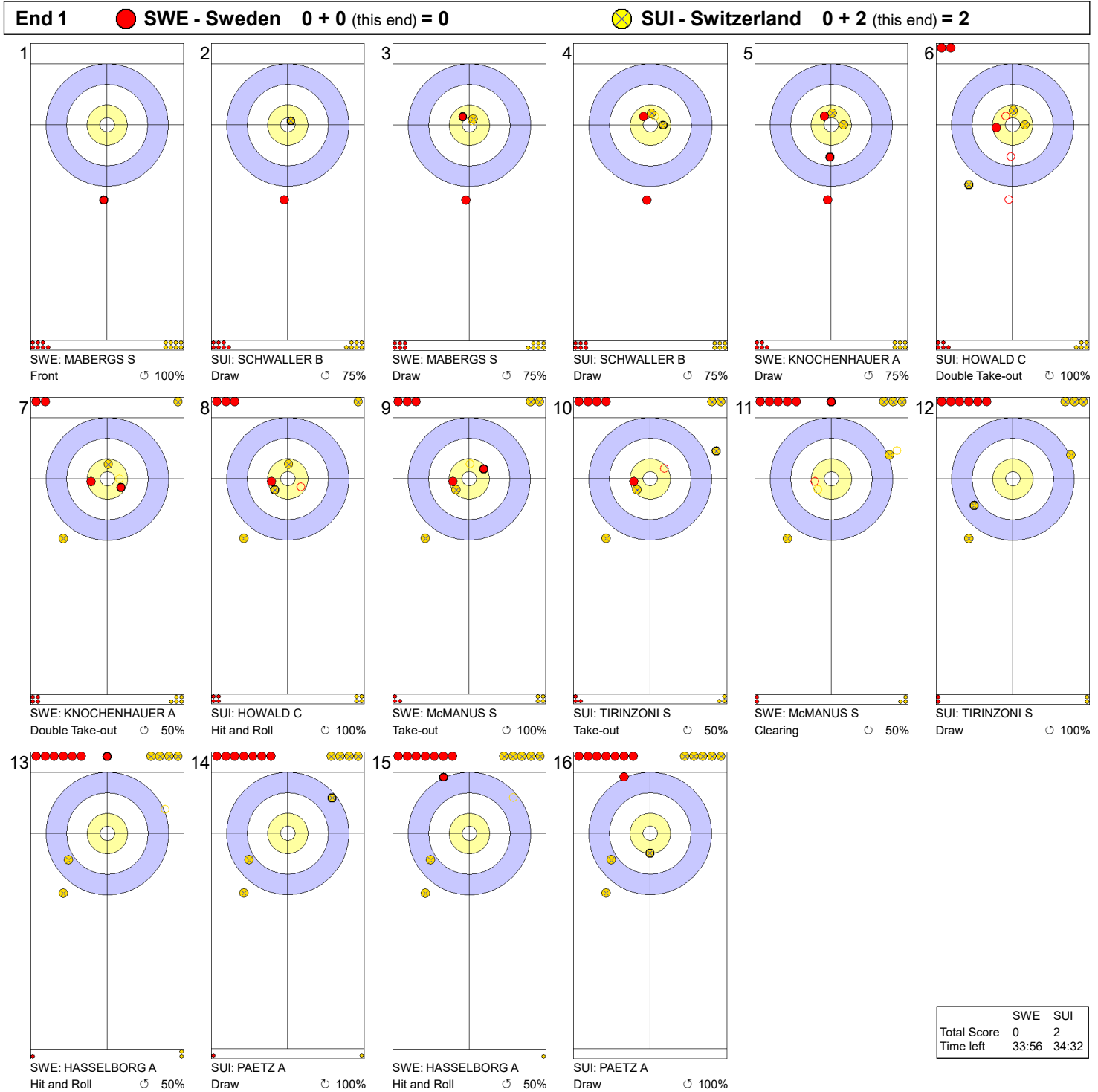
↻ Clockwise

↺ Counter-clockwise

LSFE(\*) Last Stone First End

X Unplayed/unfinished end due to concession

Game - Shot by Shot

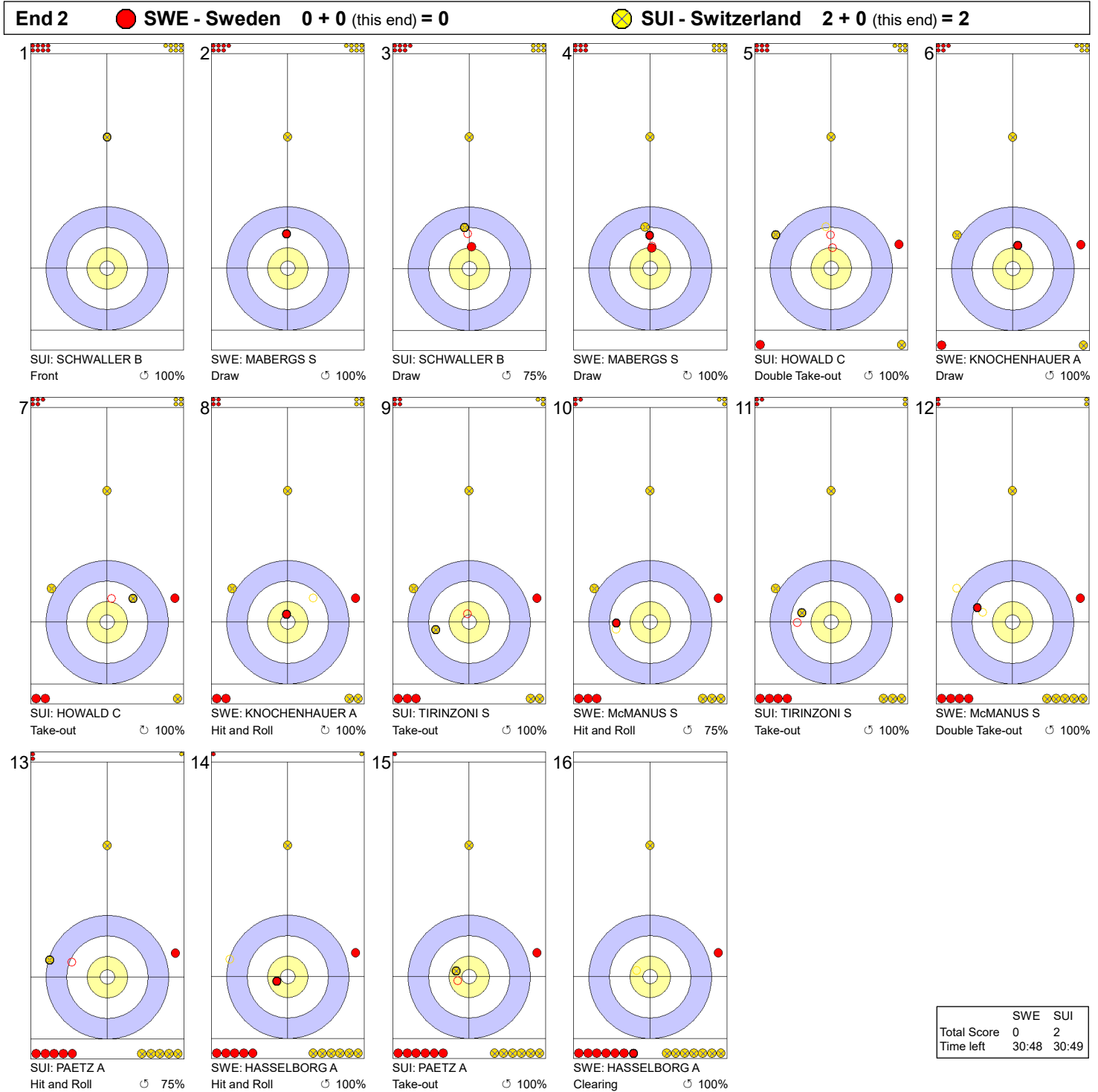


**Legend:**  
 ↻ Clockwise   ↺ Counter-clockwise   - Not considered

**SAT 25 MAR 2023**  
**Start Time 16:00**

**Semi-final - Sheet A**

**Game - Shot by Shot**



**Legend:**  
 ↻ Clockwise                      ↺ Counter-clockwise                      - Not considered

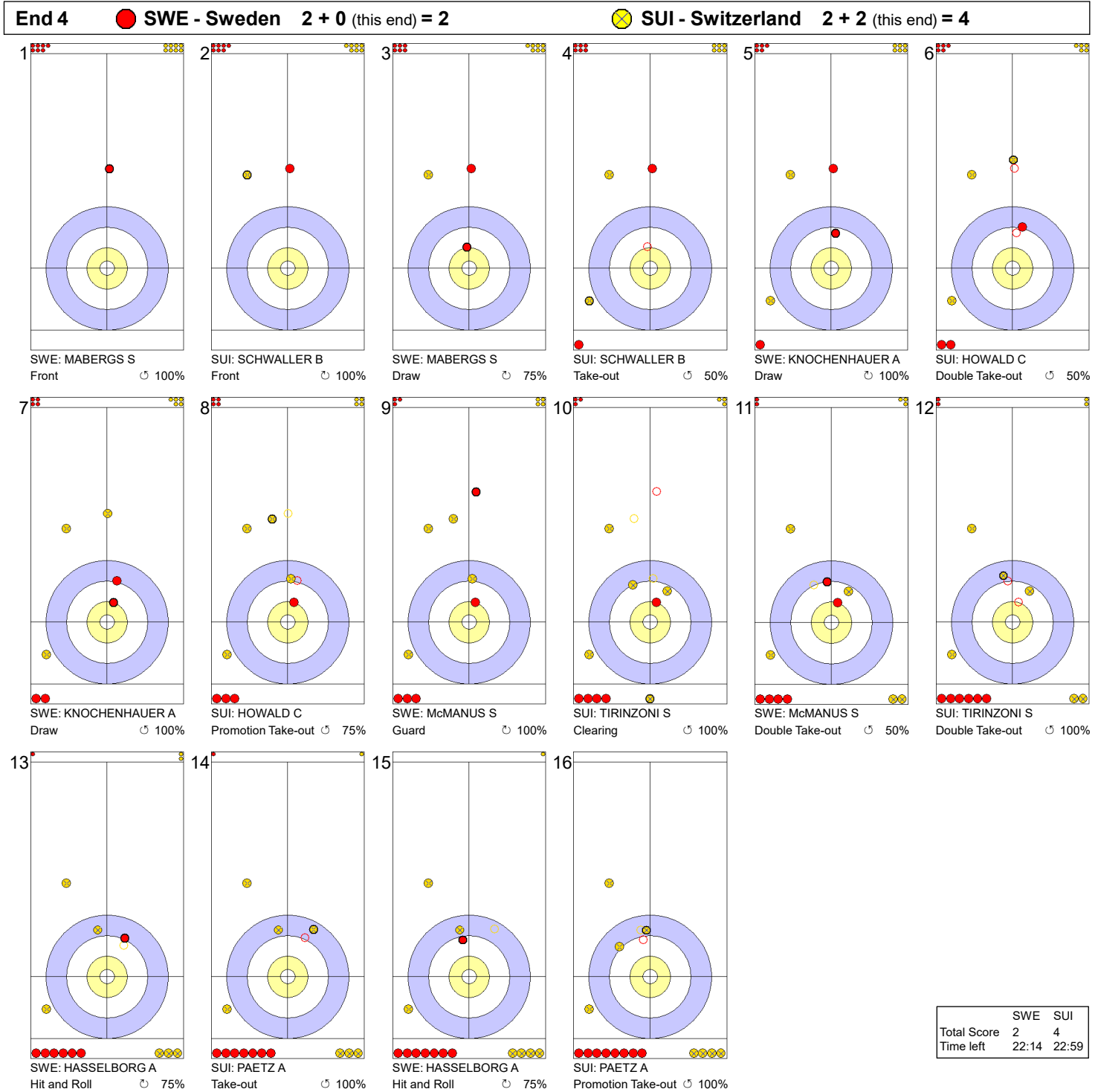




SAT 25 MAR 2023  
Start Time 16:00

Semi-final - Sheet A

Game - Shot by Shot



**Legend:**  
 ↻ Clockwise      ↺ Counter-clockwise      - Not considered

SAT 25 MAR 2023  
Start Time 16:00

Semi-final - Sheet A

Game - Shot by Shot

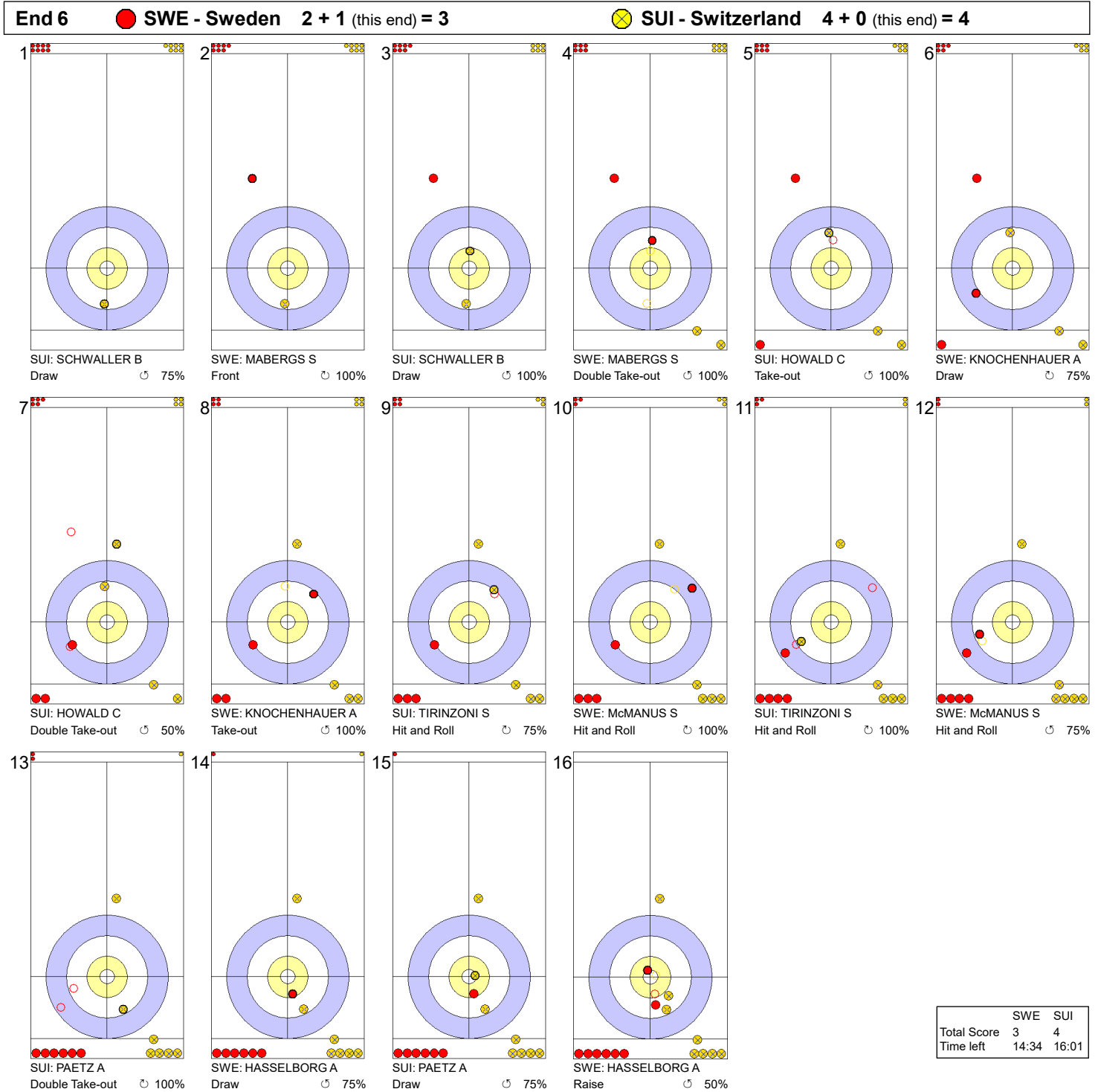


**Legend:**  
 ↻ Clockwise      ↺ Counter-clockwise      - Not considered

SAT 25 MAR 2023  
Start Time 16:00

Semi-final - Sheet A

Game - Shot by Shot



**Legend:**  
 ↻ Clockwise      ↺ Counter-clockwise      - Not considered

**SAT 25 MAR 2023**  
**Start Time 16:00**

**Semi-final - Sheet A**

**Game - Shot by Shot**




**Legend:**  
 ↻ Clockwise      ↺ Counter-clockwise      - Not considered

SAT 25 MAR 2023  
Start Time 16:00

Semi-final - Sheet A

Game - Shot by Shot



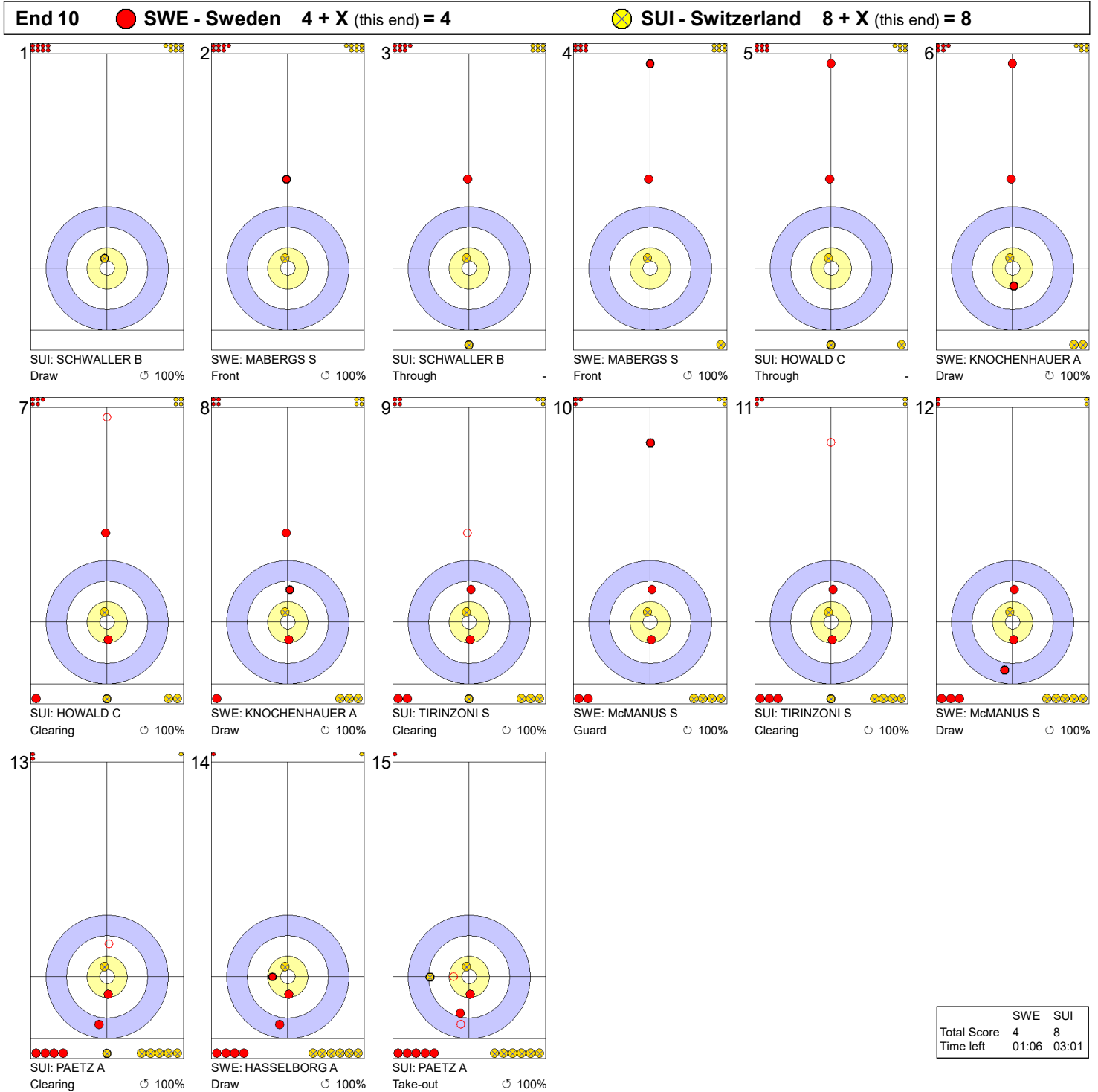
**Legend:**  
 ↻ Clockwise      ↺ Counter-clockwise      - Not considered



SAT 25 MAR 2023  
Start Time 16:00

Semi-final - Sheet A

Game - Shot by Shot



**Legend:**  
 ↻ Clockwise      ↺ Counter-clockwise      - Not considered  
 X Unfinished end due to concession

SAT 25 MAR 2023  
Start Time 16:00

Semi-final - Sheet C

## Game Results

Sheet	Game	Team	LSFE	1	2	3	4	5	6	7	8	9	10	Extra Ends	Total
C	13	NOR - Norway	*	1	0	0	3	0	0	1	0	3	X		8
	14	CAN - Canada		0	0	2	0	1	1	0	1	0	X		5

NOR - Norway		Shot Success	Game	All
4	V SKASLIEN Kristin	79%	76%	
3	S ROERVIK Marianne	64%	79%	
2	HASLEV NORDBYE Mille	79%	84%	
1	ROENNING Martine	88%	89%	
A	RAMSFJELL Maia	-	-	
Team Total		77%	82%	

CAN - Canada		Shot Success	Game	All
4	S EINARSON Kerri	76%	76%	
3	V SWEETING Val	84%	78%	
2	BIRCHARD Shannon	74%	83%	
1	HARRIS Briane	90%	89%	
A	KARWACKI Krysten	-	-	
Team Total		81%	81%	

Time remaining: 1 minute 9 seconds

Time-out: End 9 - NOR stone 5

Time remaining: 1 minute 28 seconds

Time-out: End 10 - CAN stone 6

## Shot Success Analysis

NOR - Norway		↻	↺	Game	
4	SKASLIEN Kristin	Draws	2 100%	7 61%	9 69%
	Take-outs	8 88%	3 83%	11 86%	
	Total	10 90%	10 68%	20 79%	
3	ROERVIK Marianne	Draws	1 100%	6 54%	7 61%
	Take-outs	7 54%	6 79%	13 65%	
	Total	8 59%	12 67%	20 64%	
2	HASLEV NORDBYE Mille	Draws	1 100%	6 79%	7 82%
	Take-outs	5 55%	7 93%	12 77%	
	Total	6 63%	13 87%	19 79%	
1	ROENNING Martine	Draws	9 81%	7 93%	16 86%
	Take-outs	0 -	3 100%	3 100%	
	Total	9 81%	10 95%	19 88%	
A	RAMSFJELL Maia	Draws	0 -	0 -	0 -
	Take-outs	0 -	0 -	0 -	
	Total	0 -	0 -	0 -	
Team	Draws	13 87%	26 72%	39 77%	
	Take-outs	20 68%	19 88%	39 78%	
	Total	33 75%	45 79%	78 77%	

CAN - Canada		↻	↺	Game	
4	EINARSON Kerri	Draws	5 80%	4 100%	9 89%
	Take-outs	5 85%	5 45%	10 65%	
	Total	10 83%	9 69%	19 76%	
3	SWEETING Val	Draws	5 90%	5 70%	10 80%
	Take-outs	5 90%	5 85%	10 88%	
	Total	10 90%	10 78%	20 84%	
2	BIRCHARD Shannon	Draws	1 25%	6 79%	7 71%
	Take-outs	3 83%	10 73%	13 75%	
	Total	4 69%	16 75%	20 74%	
1	HARRIS Briane	Draws	11 86%	4 94%	15 88%
	Take-outs	1 75%	4 100%	5 95%	
	Total	12 85%	8 97%	20 90%	
A	KARWACKI Krysten	Draws	0 -	0 -	0 -
	Take-outs	0 -	0 -	0 -	
	Total	0 -	0 -	0 -	
Team	Draws	22 83%	19 84%	41 84%	
	Take-outs	14 86%	24 74%	38 78%	
	Total	36 84%	43 78%	79 81%	

**Note:**  
Position and function for each team member:  
4 = Fourth, 3 = Third, 2 = Second, 1 = Lead, A = Alternate, S = Skip, V = Vice-Skip

**Legend:**  
↻ Clockwise      ↺ Counter-clockwise      LSFE(\*) Last Stone First End  
X Unplayed/unfinished end due to concession

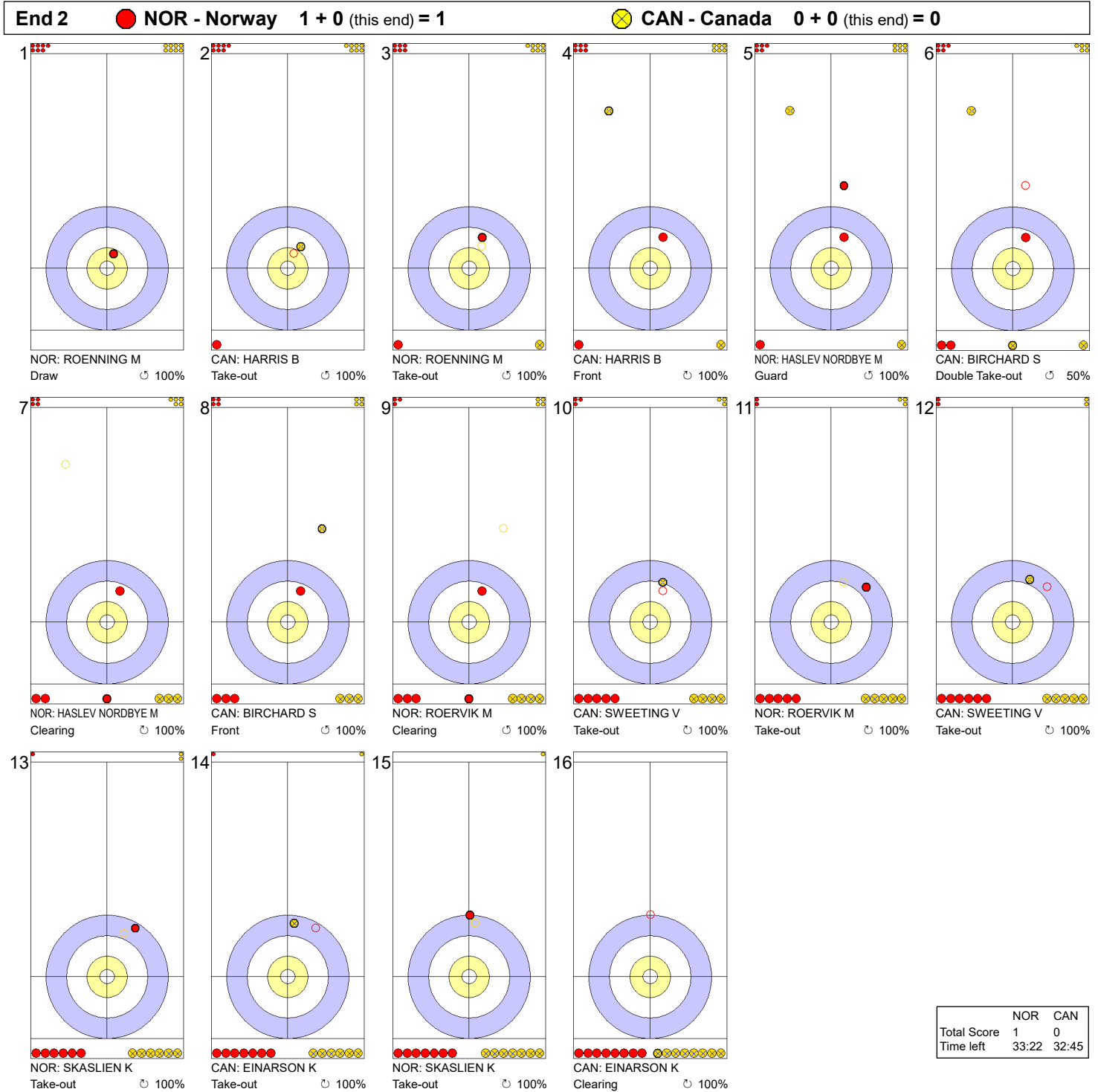






**SAT 25 MAR 2023**  
**Start Time 16:00**

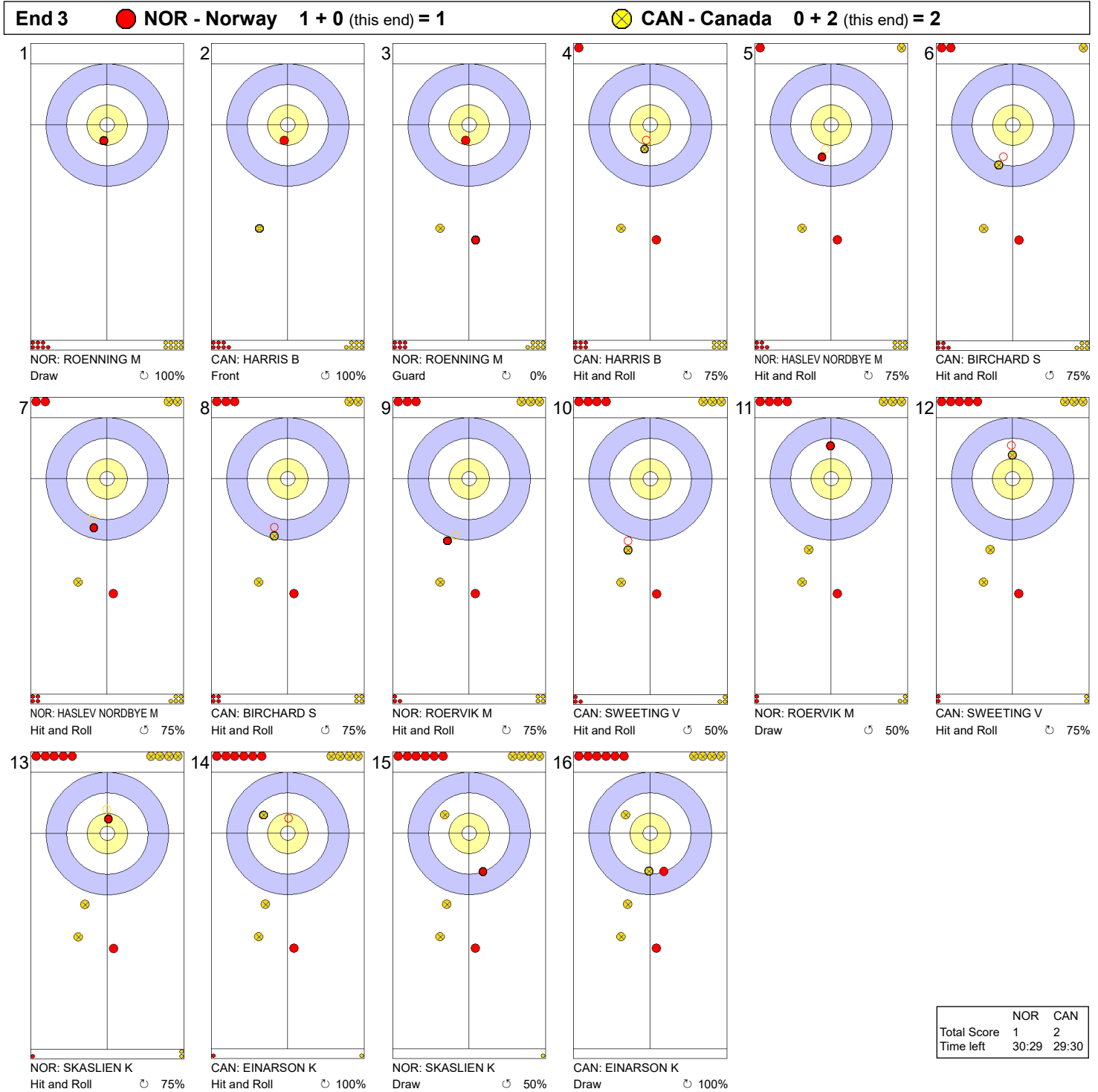
**Semi-final - Sheet C**

**Game - Shot by Shot**



**Legend:**  
 Clockwise     Counter-clockwise    - Not considered

**Game - Shot by Shot**

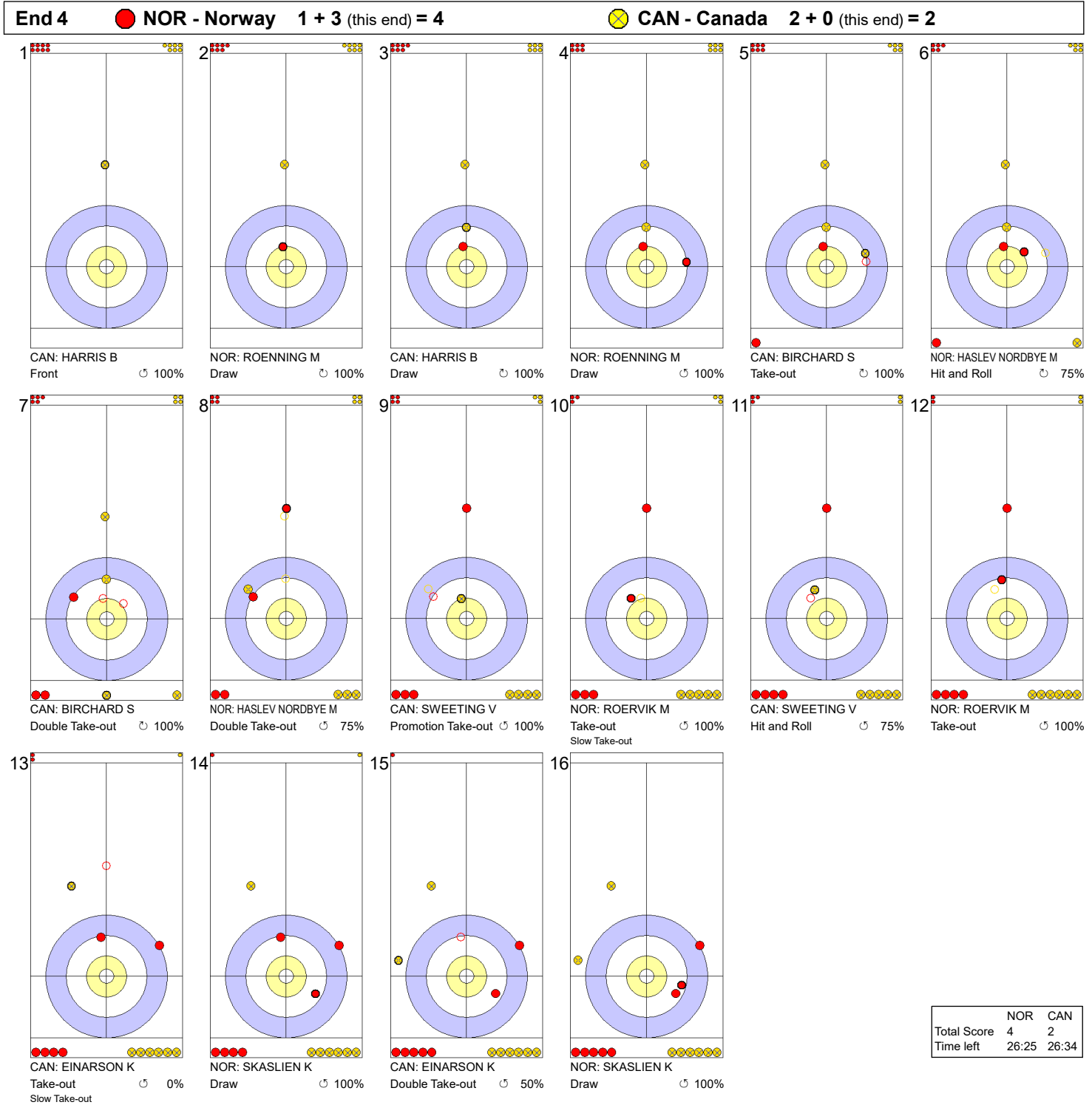


**Legend:**  
 ↻ Clockwise      ↺ Counter-clockwise      - Not considered

**SAT 25 MAR 2023**  
**Start Time 16:00**

**Semi-final - Sheet C**

**Game - Shot by Shot**

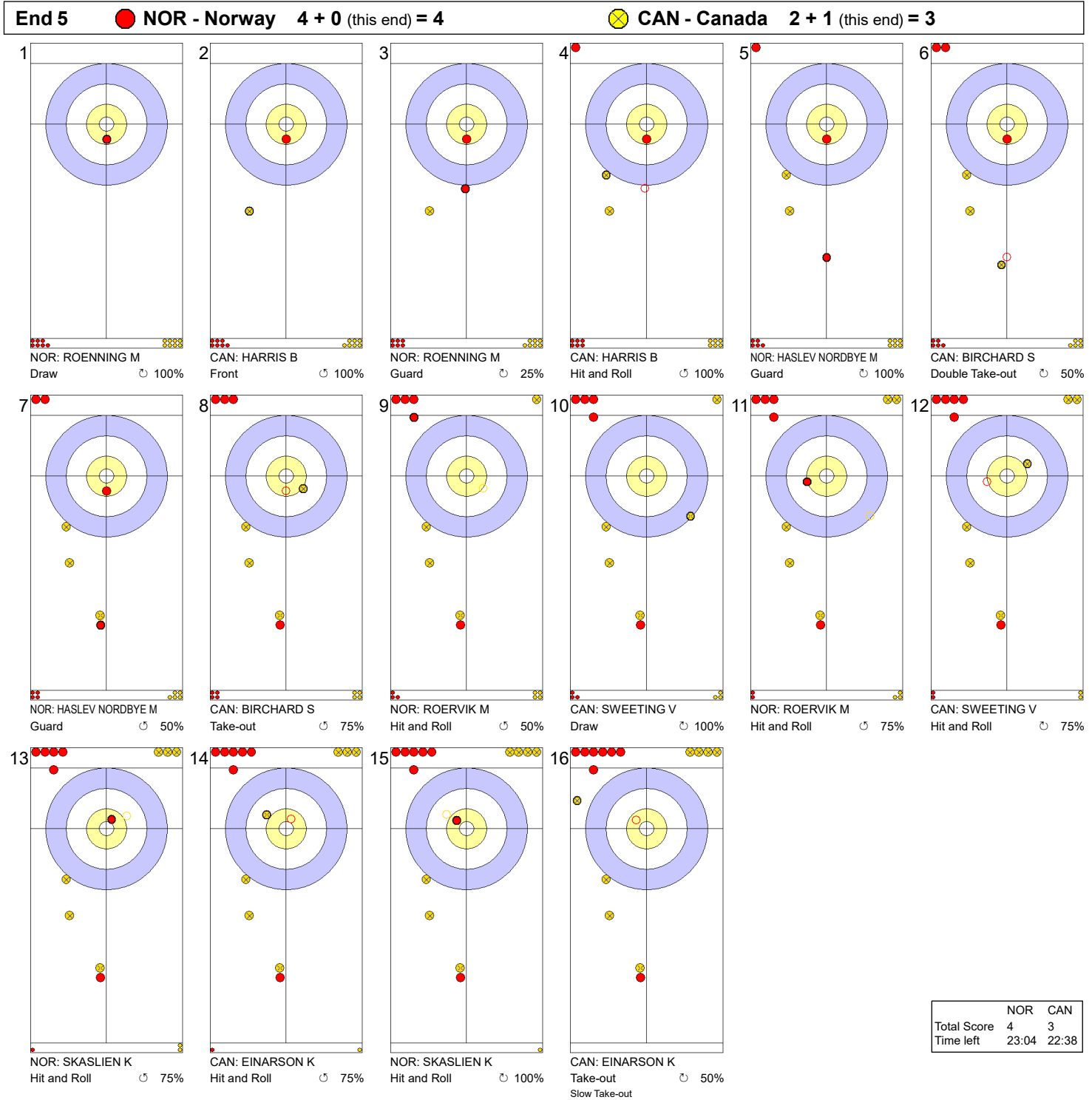


**Legend:**  
 ↻ Clockwise                      ↺ Counter-clockwise                      - Not considered

**SAT 25 MAR 2023**  
**Start Time 16:00**

**Semi-final - Sheet C**

**Game - Shot by Shot**

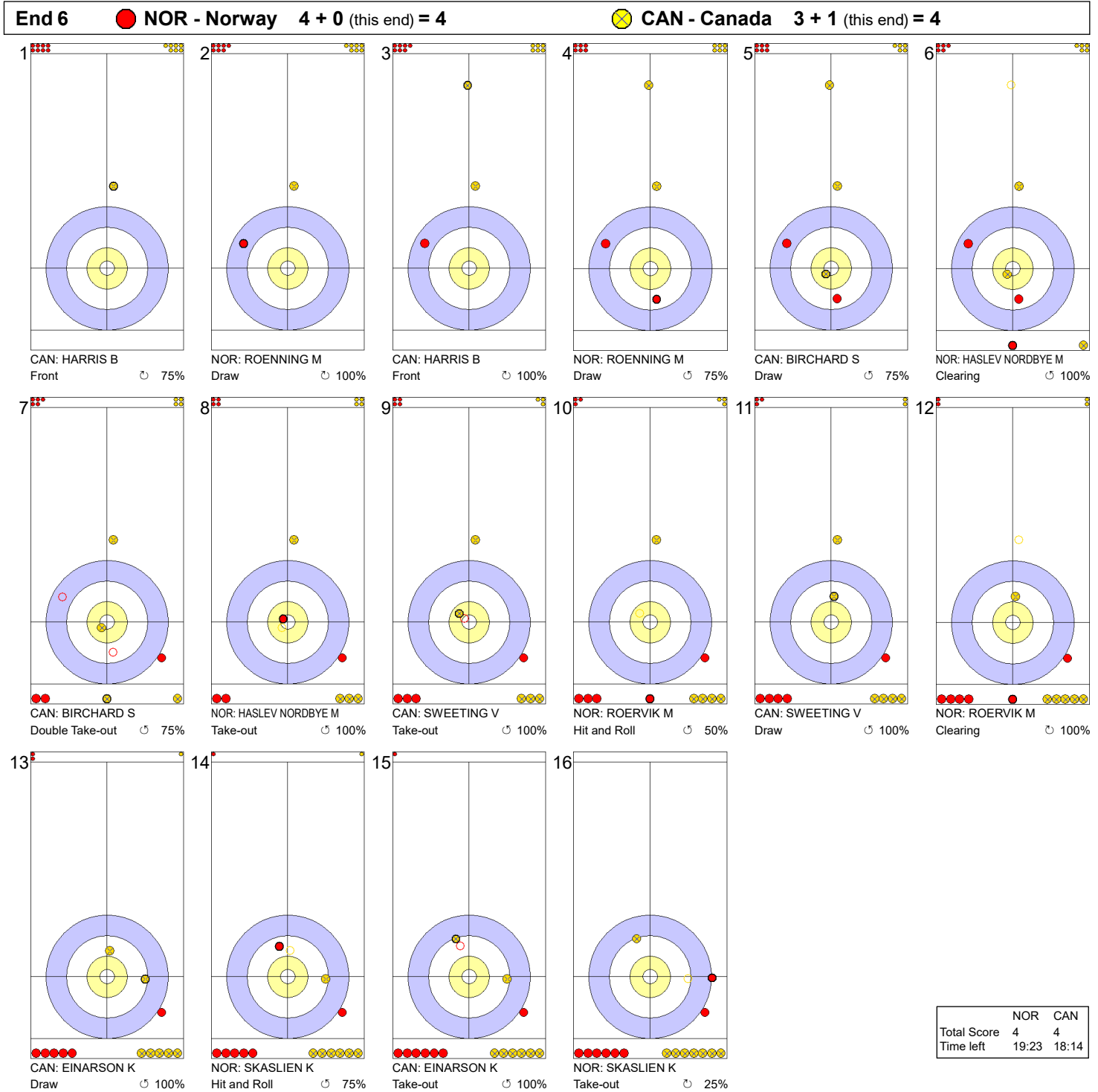


**Legend:**  
 ↻ Clockwise      ↺ Counter-clockwise      - Not considered

SAT 25 MAR 2023  
Start Time 16:00

Semi-final - Sheet C

Game - Shot by Shot

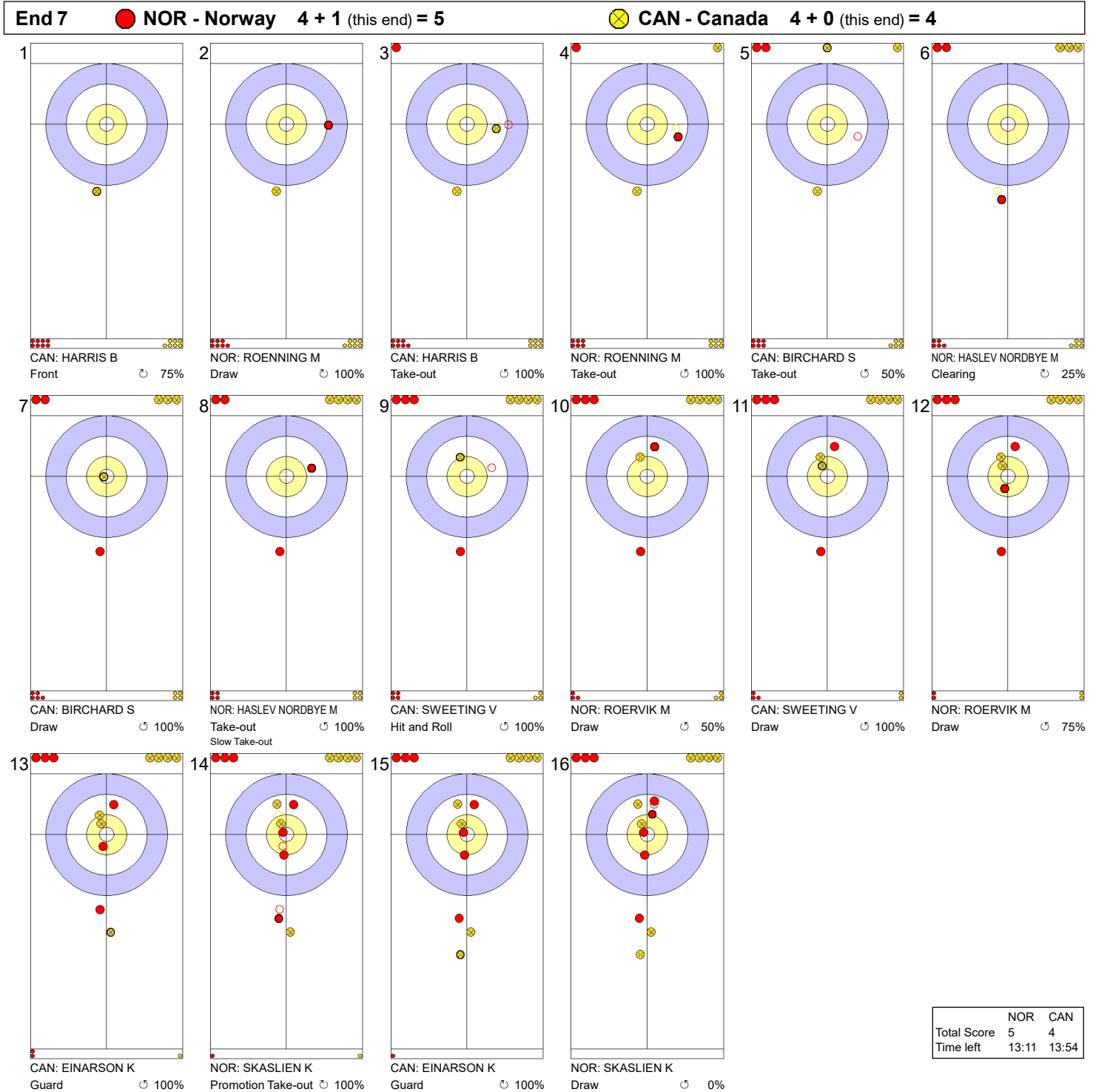


**Legend:**  
 ↻ Clockwise      ↺ Counter-clockwise      - Not considered

**SAT 25 MAR 2023**  
**Start Time 16:00**

**Semi-final - Sheet C**

**Game - Shot by Shot**



**Legend:**  
 ↻ Clockwise                      ↺ Counter-clockwise                      - Not considered

**SAT 25 MAR 2023**  
 Start Time 16:00

**Semi-final - Sheet C**

**Game - Shot by Shot**



**Legend:**  
 ↻ Clockwise      ↺ Counter-clockwise      - Not considered







SAT 25 MAR 2023  
Start Time 10:00

Qualification Games

## Session Results and Standings

Sheet	Game	Team	LSFE	1	2	3	4	5	6	7	8	9	10	Extra Ends	Total
A	13	CAN - Canada	*	1	0	0	0	1	1	0	1	0	0	2	6
	13	JPN - Japan		0	1	0	1	0	0	1	0	0	1	0	4
C	13	ITA - Italy	*	0	0	0	0	0	2	0	0	1	0		3
	13	SWE - Sweden		0	1	1	0	0	0	0	1	0	1		4

## Play-offs Bracket

Qualification	Semi-finals	Finals	Final Standings
<p>4 ITA 3 Sheet C</p> <p>5 SWE 4</p>	<p>1 SUI SAT 25 MAR 16:00 Sheet A</p> <p>SWE</p>	<p>2 NOR SAT 25 MAR 16:00 Sheet C</p> <p>CAN</p>	<p>1</p> <p>2</p> <p>3</p> <p>4</p> <p>5 ITA - Italy</p> <p>5 JPN - Japan</p> <p>7 USA - United States</p> <p>8 TUR - Türkiye</p> <p>9 KOR - Korea</p> <p>10 GER - Germany</p> <p>11 DEN - Denmark</p> <p>12 SCO - Scotland</p> <p>13 NZL - New Zealand</p>
<p>3 CAN 6 Sheet A</p> <p>6 JPN 4</p>		<p>SUN 26 MAR 15:00 Sheet B</p> <p>1st 2nd</p>	
		<p>SUN 26 MAR 10:00 Sheet B</p> <p>3rd 4th</p>	

Legend:  
LSFE(\*) Last Stone First End

SAT 25 MAR 2023  
Start Time 10:00

Qualification Game 3 v 6

## Game Results

Sheet	Game	Team	LSFE	1	2	3	4	5	6	7	8	9	10	Extra Ends	Total
A	13	CAN - Canada	*	1	0	0	0	1	1	0	1	0	0	2	6
	13	JPN - Japan		0	1	0	1	0	0	1	0	0	1	0	4

CAN - Canada		Shot Success	Game	All
4 S	EINARSON Kerri	68 %		76 %
3 V	SWEETING Val	80 %		78 %
2	BIRCHARD Shannon	92 %		84 %
1	HARRIS Briane	88 %		89 %
A	KARWACKI Krysten	-		-
Team Total		82 %		82 %

JPN - Japan		Shot Success	Game	All
4 S	FUJISAWA Satsuki	66 %		73 %
3 V	YOSHIDA Chinami	85 %		82 %
2	SUZUKI Yumi	84 %		80 %
1	YOSHIDA Yurika	88 %		84 %
A	ISHIZAKI Kotomi	-		-
Team Total		81 %		80 %

Time remaining: 0 minutes 33 seconds  
2 minutes 18 seconds (after extra end)

Time-out: End 10 - CAN stone 7; End 11 - CAN stone 7

Time remaining: 0 minutes 46 seconds  
1 minute 31 seconds (after extra end)

Time-out: End 10 - JPN stone 6; End 11 - JPN stone 7

## Shot Success Analysis

CAN - Canada		↻	↺	Game	
4	EINARSON Kerri	Draws	1 100%	10 63%	11 66%
		Take-outs	2 50%	8 75%	10 70%
		Total	3 67%	18 68%	21 68%
3	SWEETING Val	Draws	4 94%	5 70%	9 81%
		Take-outs	4 100%	9 69%	13 79%
		Total	8 97%	14 70%	22 80%
2	BIRCHARD Shannon	Draws	4 94%	1 100%	5 95%
		Take-outs	8 88%	9 94%	17 91%
		Total	12 90%	10 95%	22 92%
1	HARRIS Briane	Draws	11 91%	9 81%	20 86%
		Take-outs	1 100%	1 100%	2 100%
		Total	12 92%	10 83%	22 88%
A	KARWACKI Krysten	Draws	0 -	0 -	0 -
		Take-outs	0 -	0 -	0 -
		Total	0 -	0 -	0 -
Team		Draws	20 93%	25 72%	45 81%
		Take-outs	15 87%	27 81%	42 83%
		Total	35 90%	52 76%	87 82%

JPN - Japan		↻	↺	Game	
4	FUJISAWA Satsuki	Draws	2 50%	9 61%	11 59%
		Take-outs	8 69%	3 83%	11 73%
		Total	10 65%	12 67%	22 66%
3	YOSHIDA Chinami	Draws	0 -	10 85%	10 85%
		Take-outs	3 67%	9 92%	12 85%
		Total	3 67%	19 88%	22 85%
2	SUZUKI Yumi	Draws	0 -	8 91%	8 91%
		Take-outs	4 94%	10 75%	14 80%
		Total	4 94%	18 82%	22 84%
1	YOSHIDA Yurika	Draws	3 100%	16 86%	19 88%
		Take-outs	3 83%	0 -	3 83%
		Total	6 92%	16 86%	22 88%
A	ISHIZAKI Kotomi	Draws	0 -	0 -	0 -
		Take-outs	0 -	0 -	0 -
		Total	0 -	0 -	0 -
Team		Draws	5 80%	43 81%	48 81%
		Take-outs	18 76%	22 83%	40 80%
		Total	23 77%	65 82%	88 81%

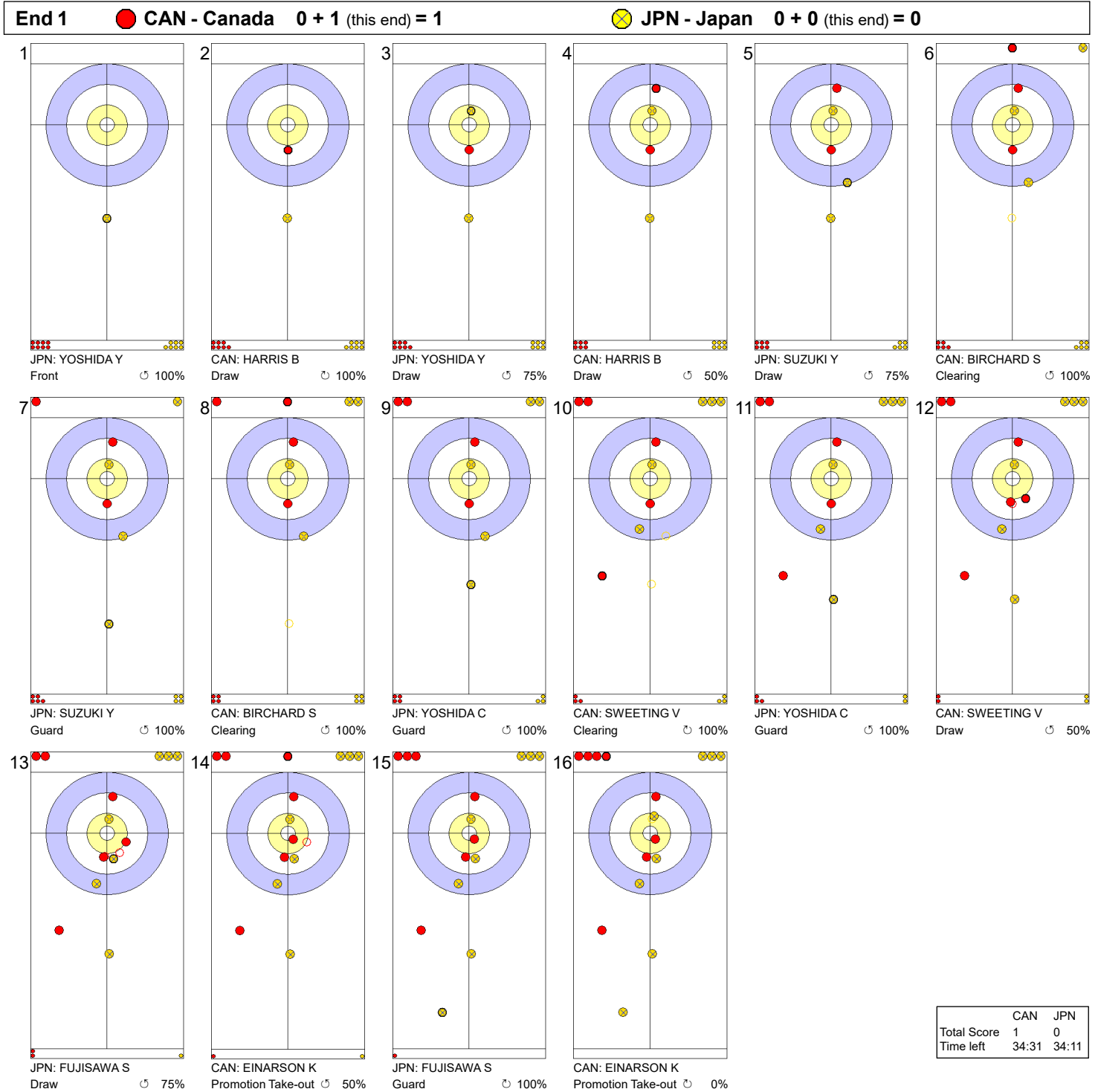
**Note:**  
Position and function for each team member:  
4 = Fourth, 3 = Third, 2 = Second, 1 = Lead, A = Alternate, S = Skip, V = Vice-Skip

**Legend:**  
↻ Clockwise      ↺ Counter-clockwise      LSFE(\*) Last Stone First End

**SAT 25 MAR 2023**  
 Start Time 10:00

**Qualification Game 3 v 6**

**Game - Shot by Shot**



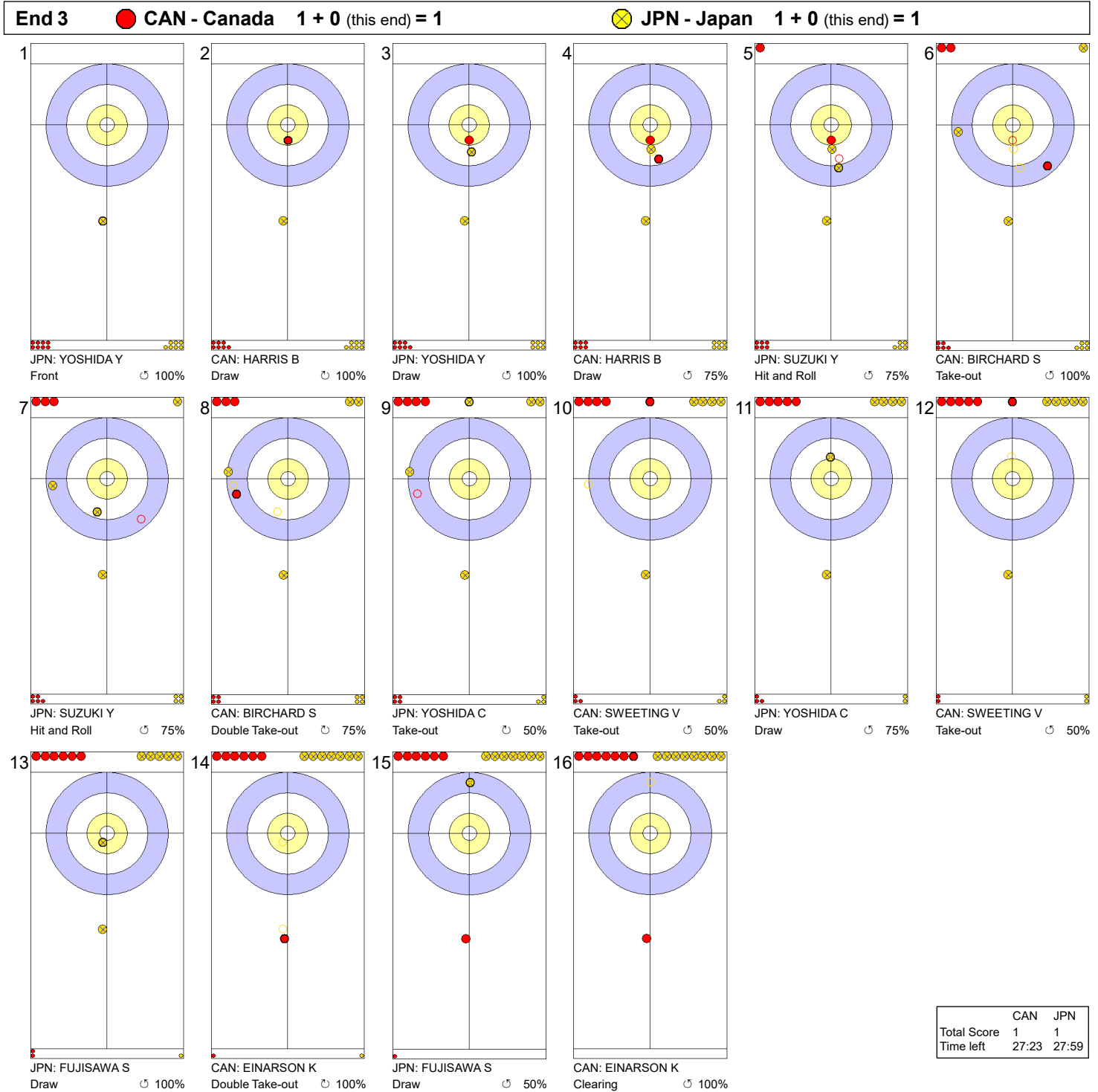
**Legend:**  
 ↻ Clockwise      ↺ Counter-clockwise      - Not considered



SAT 25 MAR 2023  
Start Time 10:00

Qualification Game 3 v 6

### Game - Shot by Shot

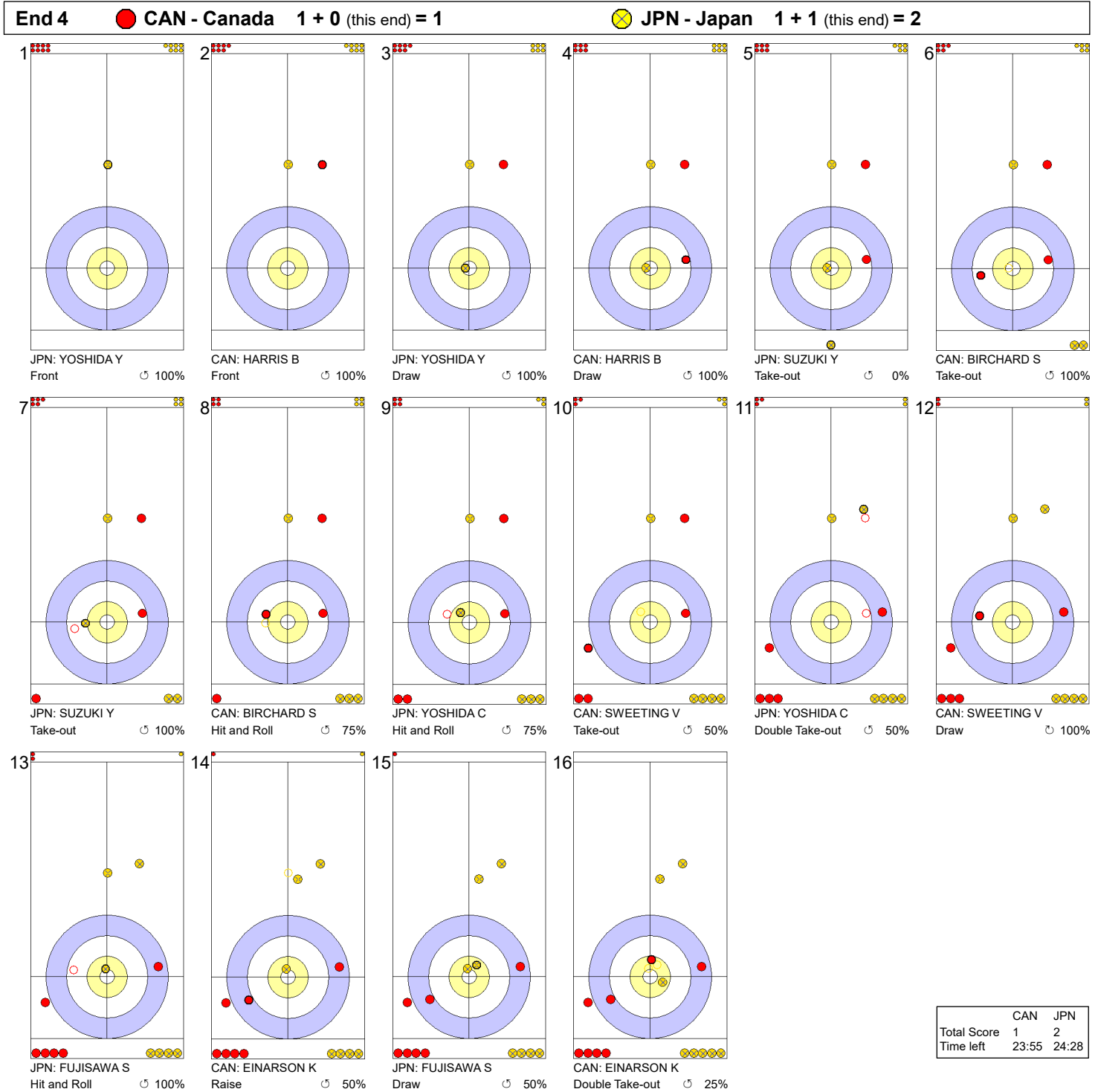


**Legend:**  
 ↻ Clockwise   ↺ Counter-clockwise   - Not considered

SAT 25 MAR 2023  
Start Time 10:00

Qualification Game 3 v 6

Game - Shot by Shot




**Legend:**  
 ↻ Clockwise      ↺ Counter-clockwise      - Not considered



**SAT 25 MAR 2023**  
**Start Time 10:00**

**Qualification Game 3 v 6**

**Game - Shot by Shot**

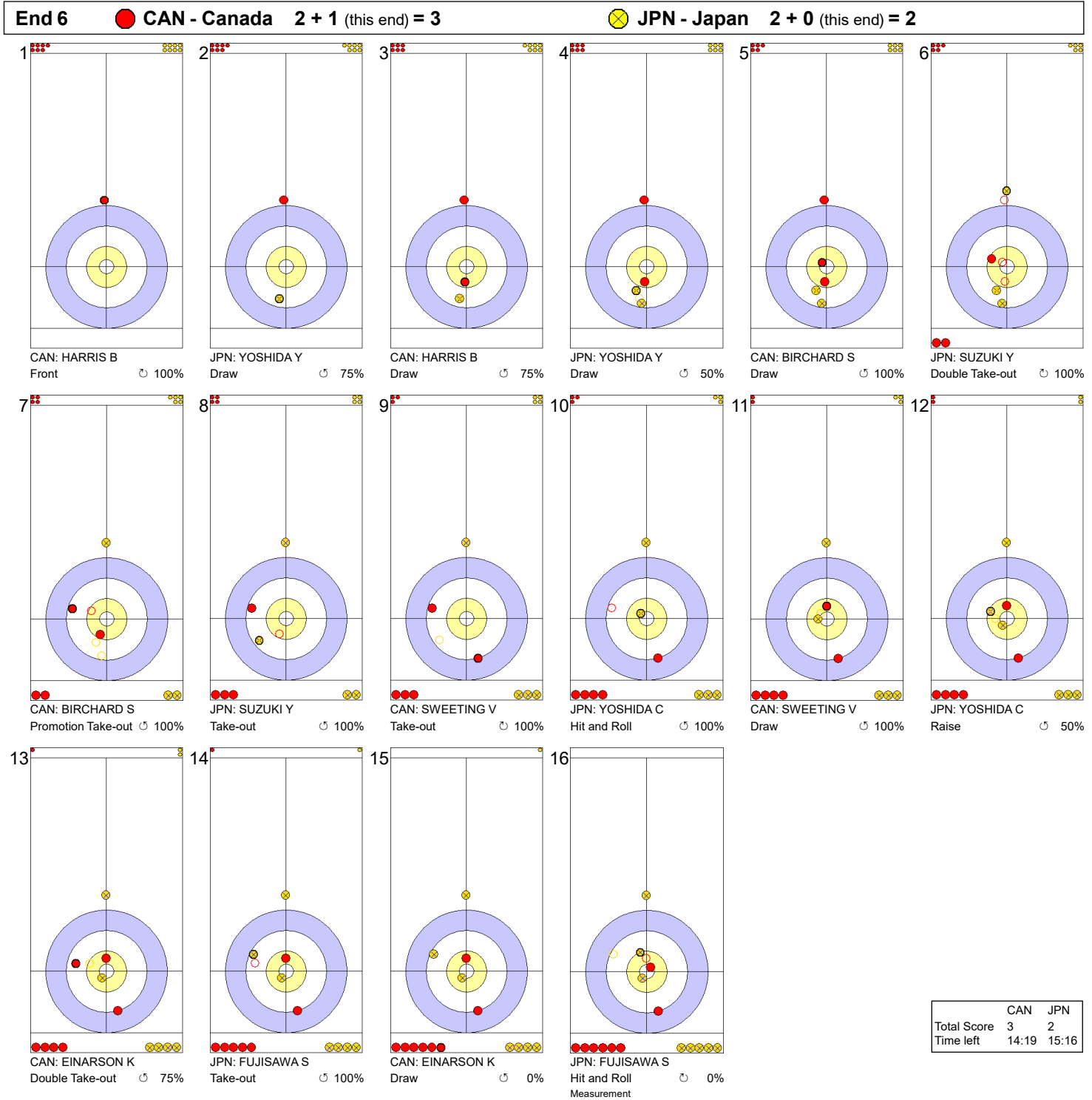


**Legend:**  
 ↻ Clockwise      ↺ Counter-clockwise      - Not considered

**SAT 25 MAR 2023**  
**Start Time 10:00**

**Qualification Game 3 v 6**

**Game - Shot by Shot**

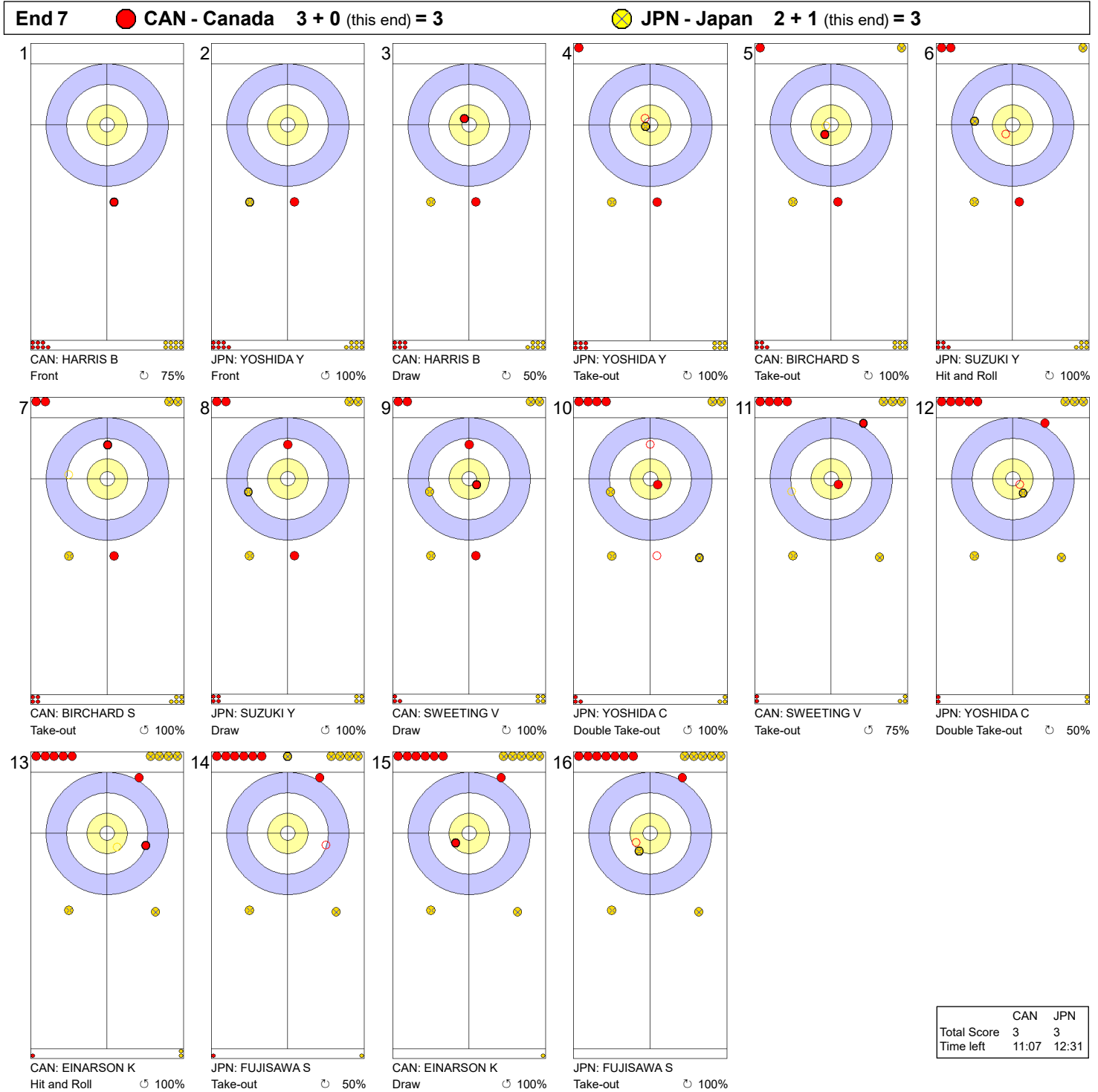


**Legend:**  
 ↻ Clockwise      ↺ Counter-clockwise      - Not considered

**SAT 25 MAR 2023**  
 Start Time 10:00

**Qualification Game 3 v 6**

**Game - Shot by Shot**

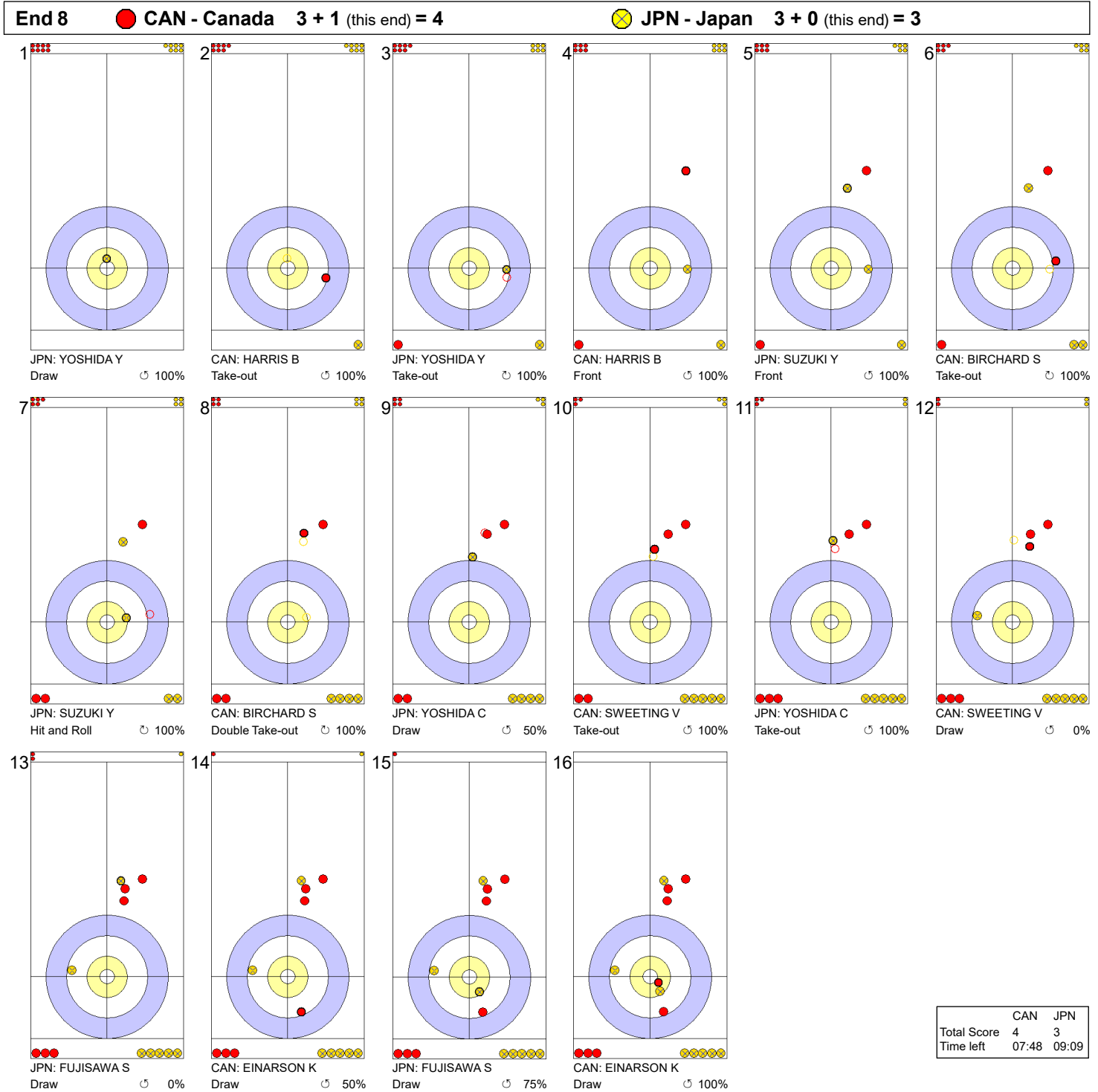


**Legend:**  
 ↻ Clockwise                      ↺ Counter-clockwise                      - Not considered

SAT 25 MAR 2023  
Start Time 10:00

Qualification Game 3 v 6

Game - Shot by Shot

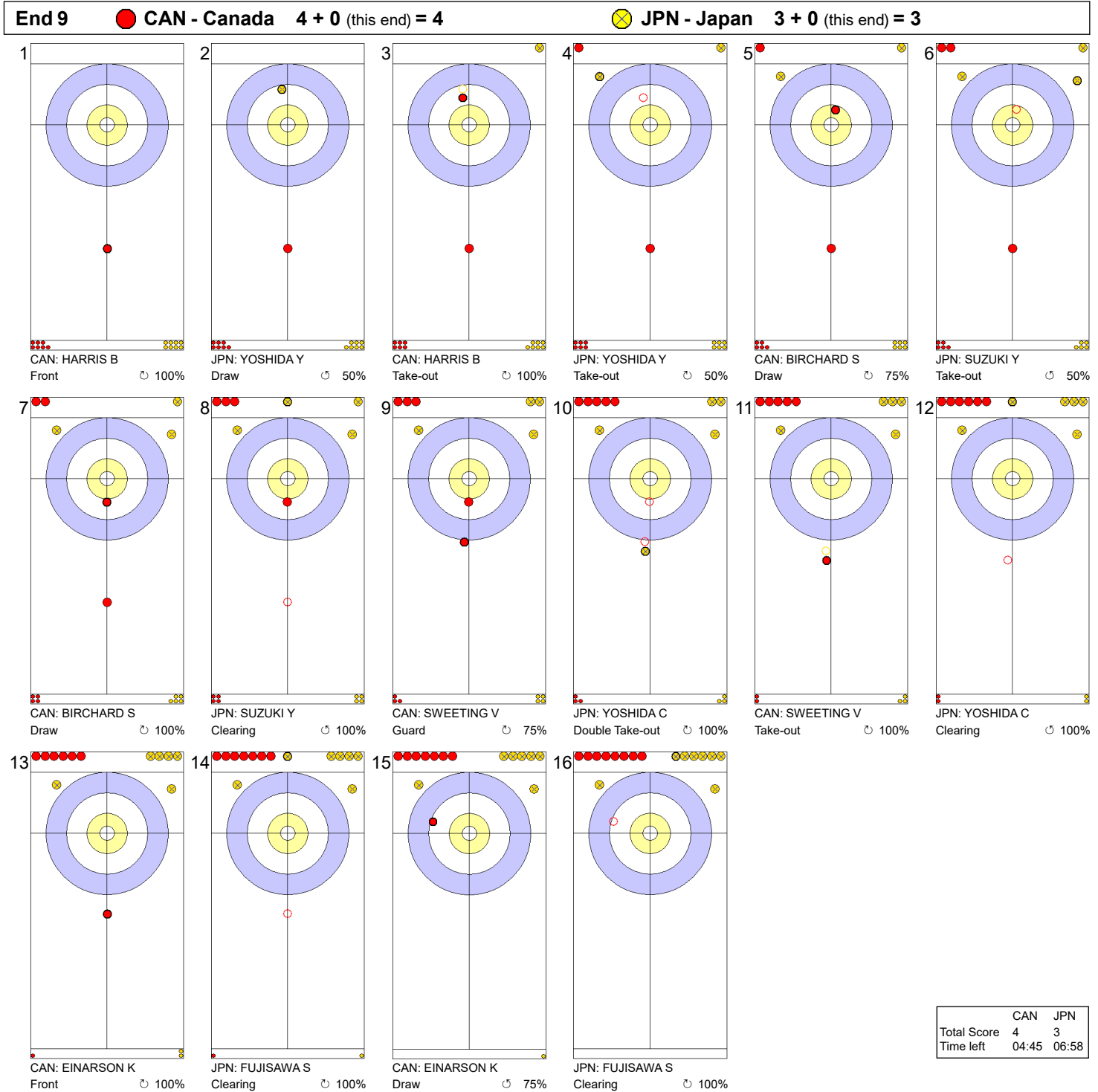


**Legend:**  
 ↻ Clockwise      ↺ Counter-clockwise      - Not considered

**SAT 25 MAR 2023**  
**Start Time 10:00**

**Qualification Game 3 v 6**

**Game - Shot by Shot**

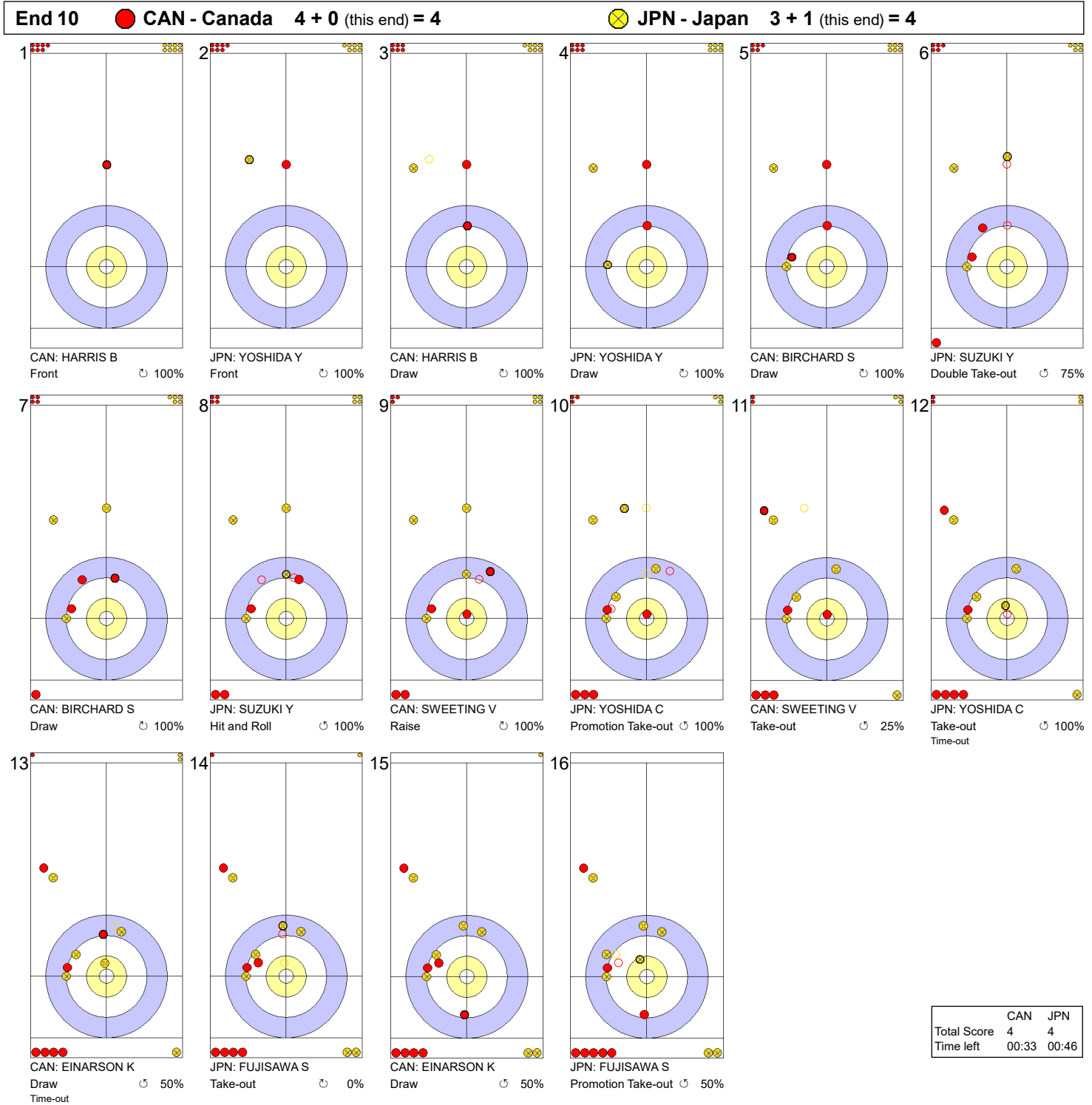


**Legend:**  
 ↻ Clockwise                      ↺ Counter-clockwise                      - Not considered

**SAT 25 MAR 2023**  
**Start Time 10:00**

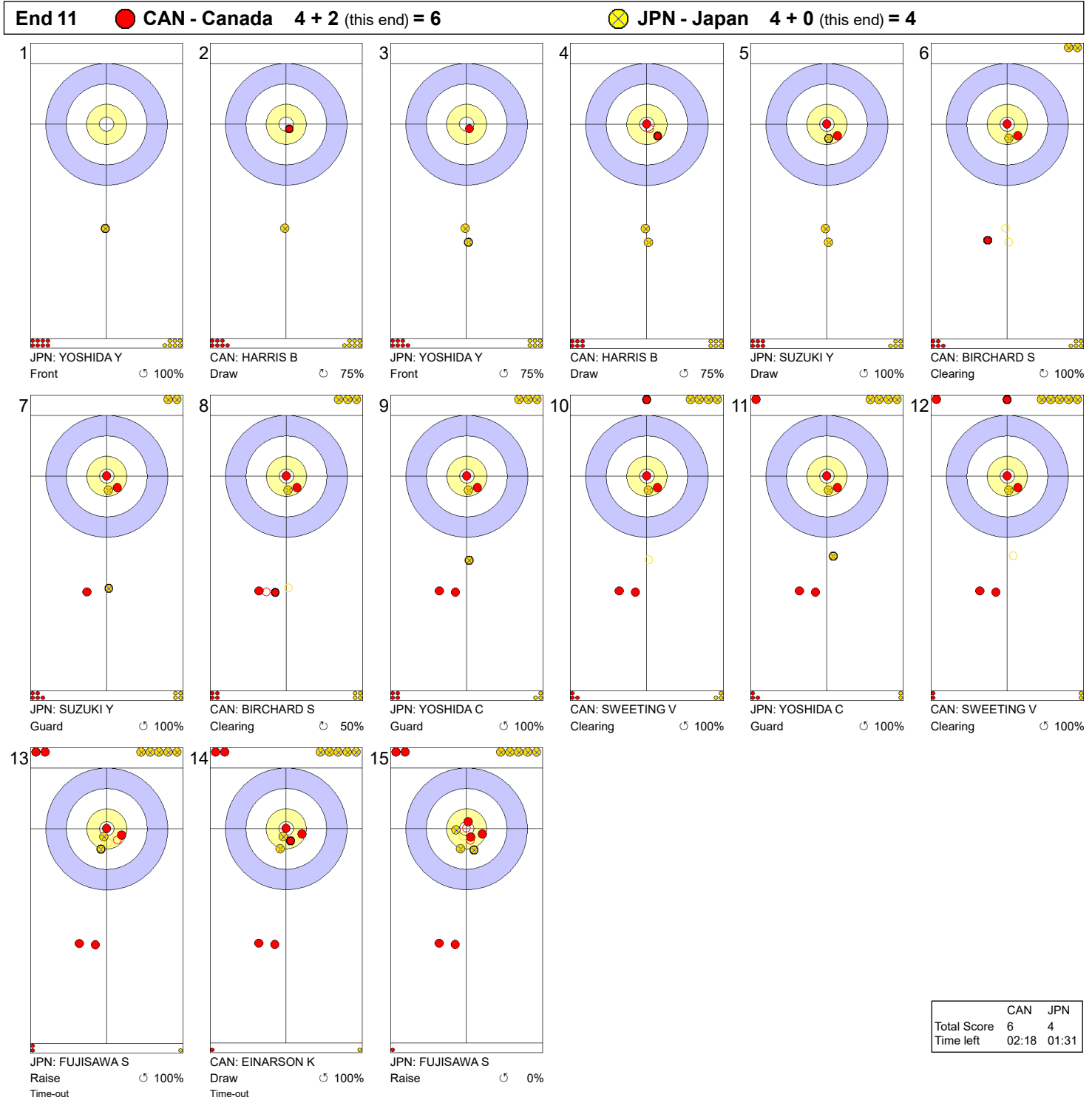
**Qualification Game 3 v 6**

**Game - Shot by Shot**



**Legend:**  
 ↻ Clockwise      ↺ Counter-clockwise      - Not considered

Game - Shot by Shot



**Legend:**  
 ↻ Clockwise      ↺ Counter-clockwise      - Not considered

SAT 25 MAR 2023  
Start Time 10:00

Qualification Game 4 v 5

## Game Results

Sheet	Game	Team	LSFE	1	2	3	4	5	6	7	8	9	10	Extra Ends	Total
C	13	ITA - Italy	*	0	0	0	0	0	2	0	0	1	0		3
	13	SWE - Sweden		0	1	1	0	0	0	0	1	0	1		4

ITA - Italy		Shot Success	Game	All
4 S	CONSTANTINI Stefania	71%		80%
3 V	LO DESERTO Marta	84%		78%
2	ROMEI Angela	81%		78%
1	ZARDINI LACEDELLI Giulia	88%		90%
A	GILBERTI Camilla	-		-
Team Total		81%		81%

SWE - Sweden		Shot Success	Game	All
4 S	HASSELBORG Anna	86%		77%
3 V	McMANUS Sara	94%		83%
2	KNOCHENHAUER Agnes	83%		82%
1	MABERGS Sofia	86%		85%
A	HELDIN Johanna	-		-
Team Total		87%		82%

Time remaining: 0 minutes 12 seconds

Time-out: End 8 - ITA stone 4

Time remaining: 1 minute 11 seconds

Time-out: End 8 - SWE stone 6

## Shot Success Analysis

ITA - Italy		↻	↺	Game	
4	CONSTANTINI Stefania	Draws	1 100%	6 63%	7 68%
		Take-outs	6 67%	6 79%	12 73%
		Total	7 71%	12 71%	19 71%
3	LO DESERTO Marta	Draws	5 70%	2 100%	7 79%
		Take-outs	2 88%	11 86%	13 87%
		Total	7 75%	13 88%	20 84%
2	ROMEI Angela	Draws	0 -	3 92%	3 92%
		Take-outs	9 78%	8 81%	17 79%
		Total	9 78%	11 84%	20 81%
1	ZARDINI LACEDELLI Giulia	Draws	2 88%	13 88%	15 88%
		Take-outs	2 75%	3 92%	5 85%
		Total	4 81%	16 89%	20 88%
A	GILBERTI Camilla	Draws	0 -	0 -	0 -
		Take-outs	0 -	0 -	0 -
		Total	0 -	0 -	0 -
Team		Draws	8 78%	24 83%	32 82%
		Take-outs	19 75%	28 84%	47 80%
		Total	27 76%	52 84%	79 81%

SWE - Sweden		↻	↺	Game	
4	HASSELBORG Anna	Draws	3 75%	3 100%	6 88%
		Take-outs	5 85%	9 86%	14 86%
		Total	8 81%	12 90%	20 86%
3	McMANUS Sara	Draws	0 -	6 100%	6 100%
		Take-outs	4 88%	10 93%	14 91%
		Total	4 88%	16 95%	20 94%
2	KNOCHENHAUER Agnes	Draws	2 38%	4 56%	6 50%
		Take-outs	6 100%	8 94%	14 96%
		Total	8 84%	12 81%	20 83%
1	MABERGS Sofia	Draws	1 100%	13 83%	14 84%
		Take-outs	1 100%	5 90%	6 92%
		Total	2 100%	18 85%	20 86%
A	HELDIN Johanna	Draws	0 -	0 -	0 -
		Take-outs	0 -	0 -	0 -
		Total	0 -	0 -	0 -
Team		Draws	6 67%	26 85%	32 81%
		Take-outs	16 92%	32 91%	48 91%
		Total	22 85%	58 88%	80 87%

### Note:

Position and function for each team member:

4 = Fourth, 3 = Third, 2 = Second, 1 = Lead, A = Alternate, S = Skip, V = Vice-Skip

### Legend:

↻ Clockwise

↺ Counter-clockwise

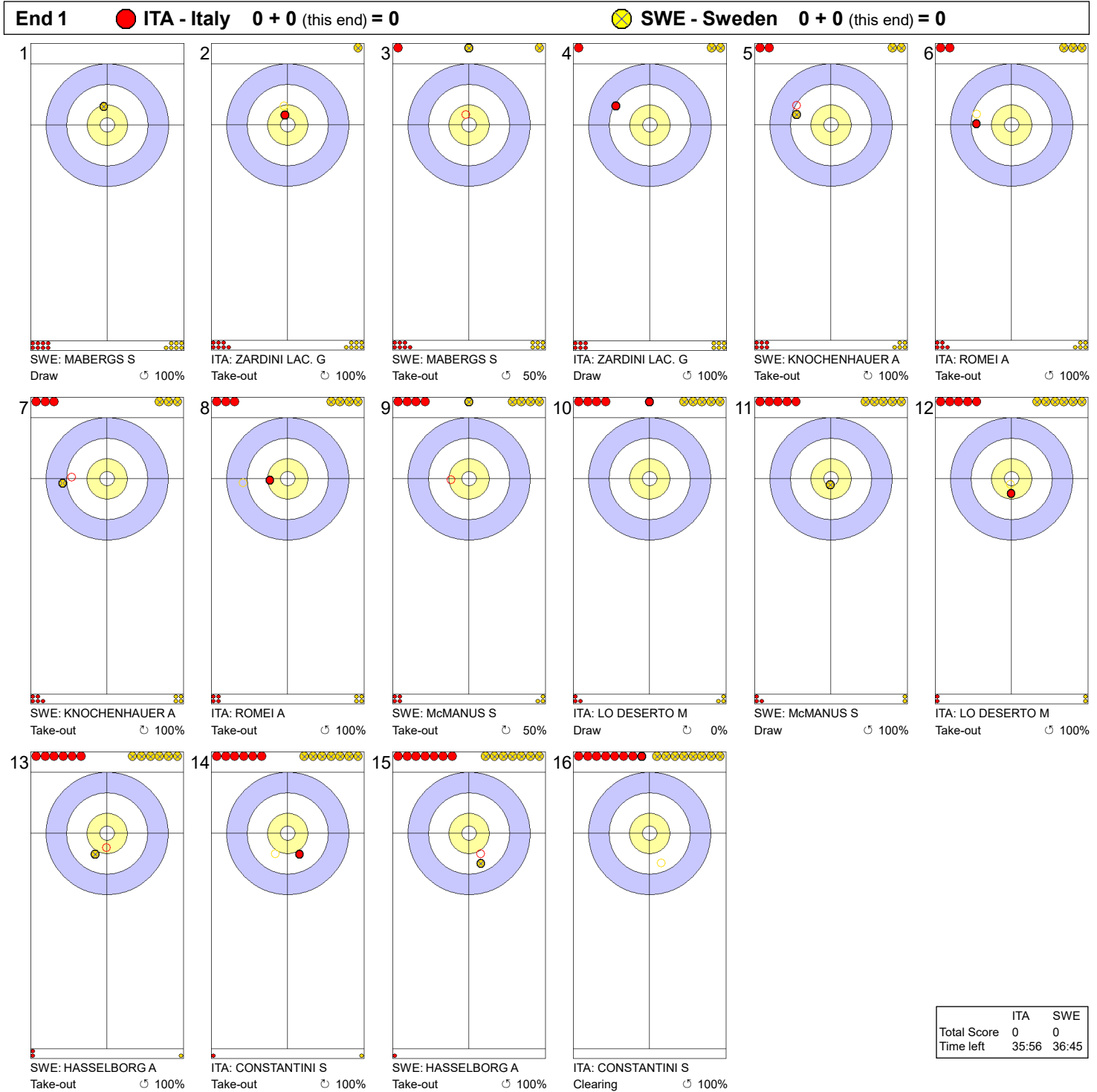
LSFE(\*) Last Stone First End



SAT 25 MAR 2023  
Start Time 10:00

Qualification Game 4 v 5

Game - Shot by Shot

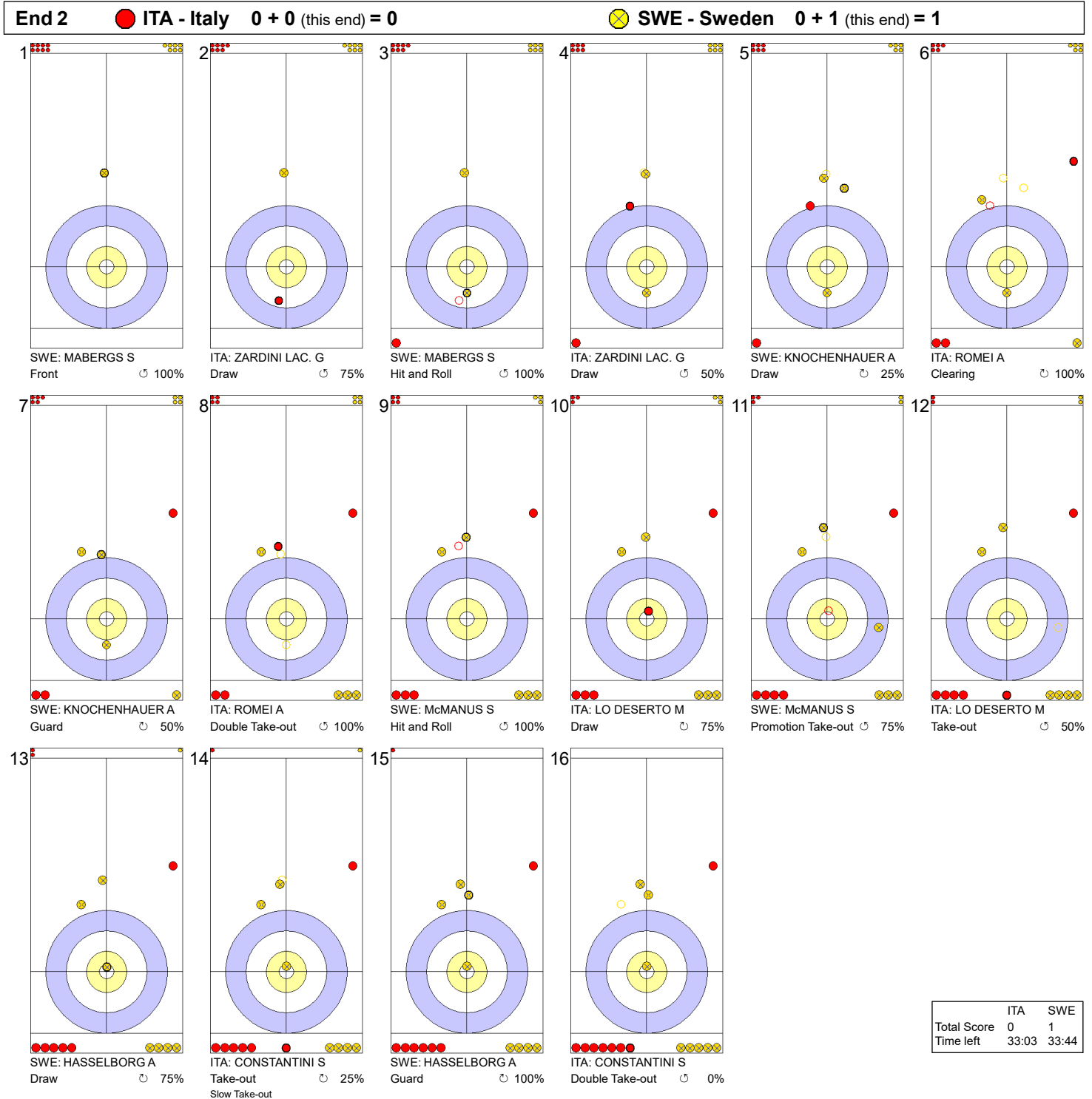


**Legend:**  
 ↻ Clockwise      ↺ Counter-clockwise      - Not considered

SAT 25 MAR 2023  
Start Time 10:00

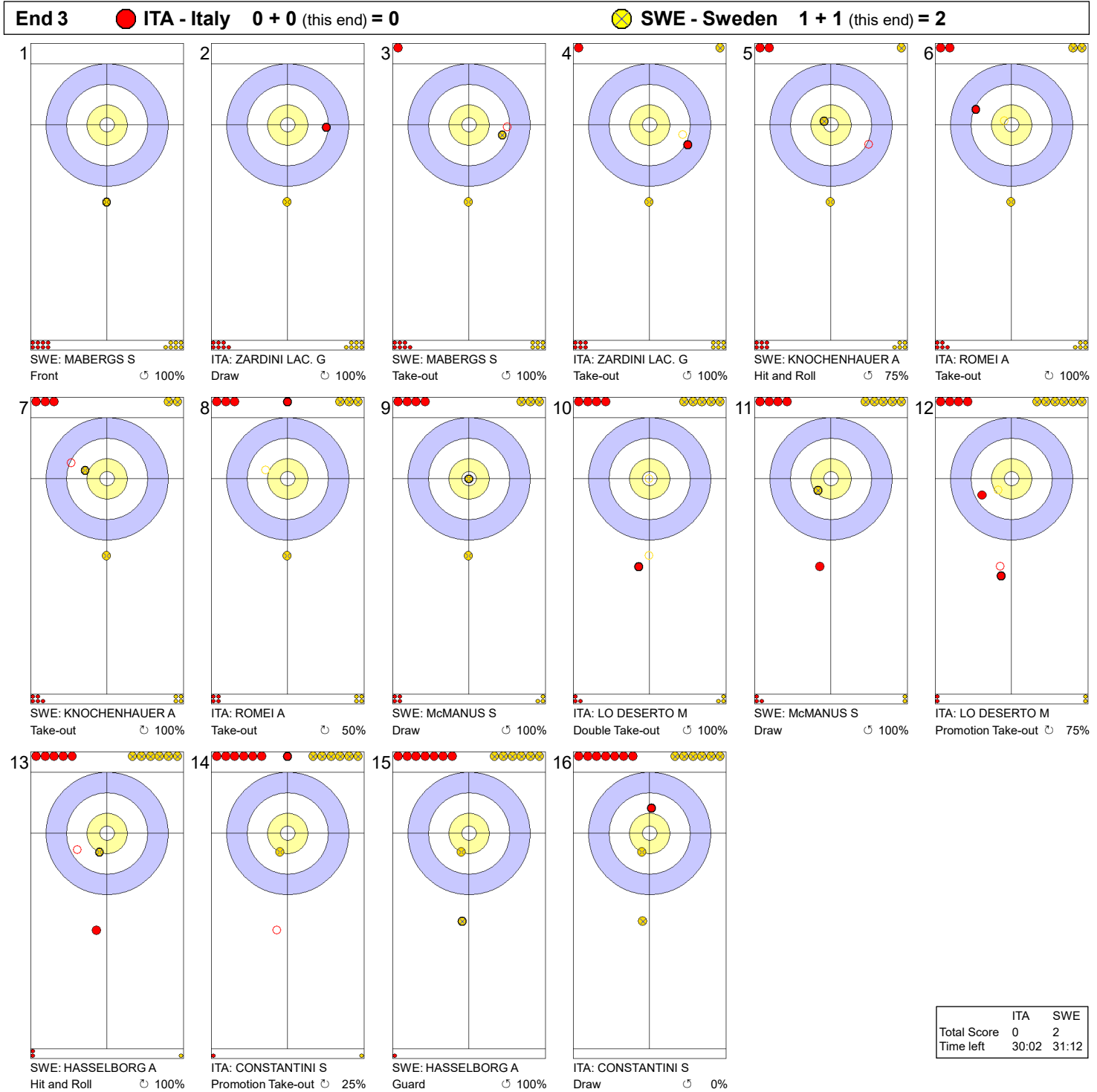
Qualification Game 4 v 5

Game - Shot by Shot



**Legend:**  
 ↻ Clockwise      ↺ Counter-clockwise      - Not considered

Game - Shot by Shot



**Legend:**  
 ↻ Clockwise      ↺ Counter-clockwise      - Not considered

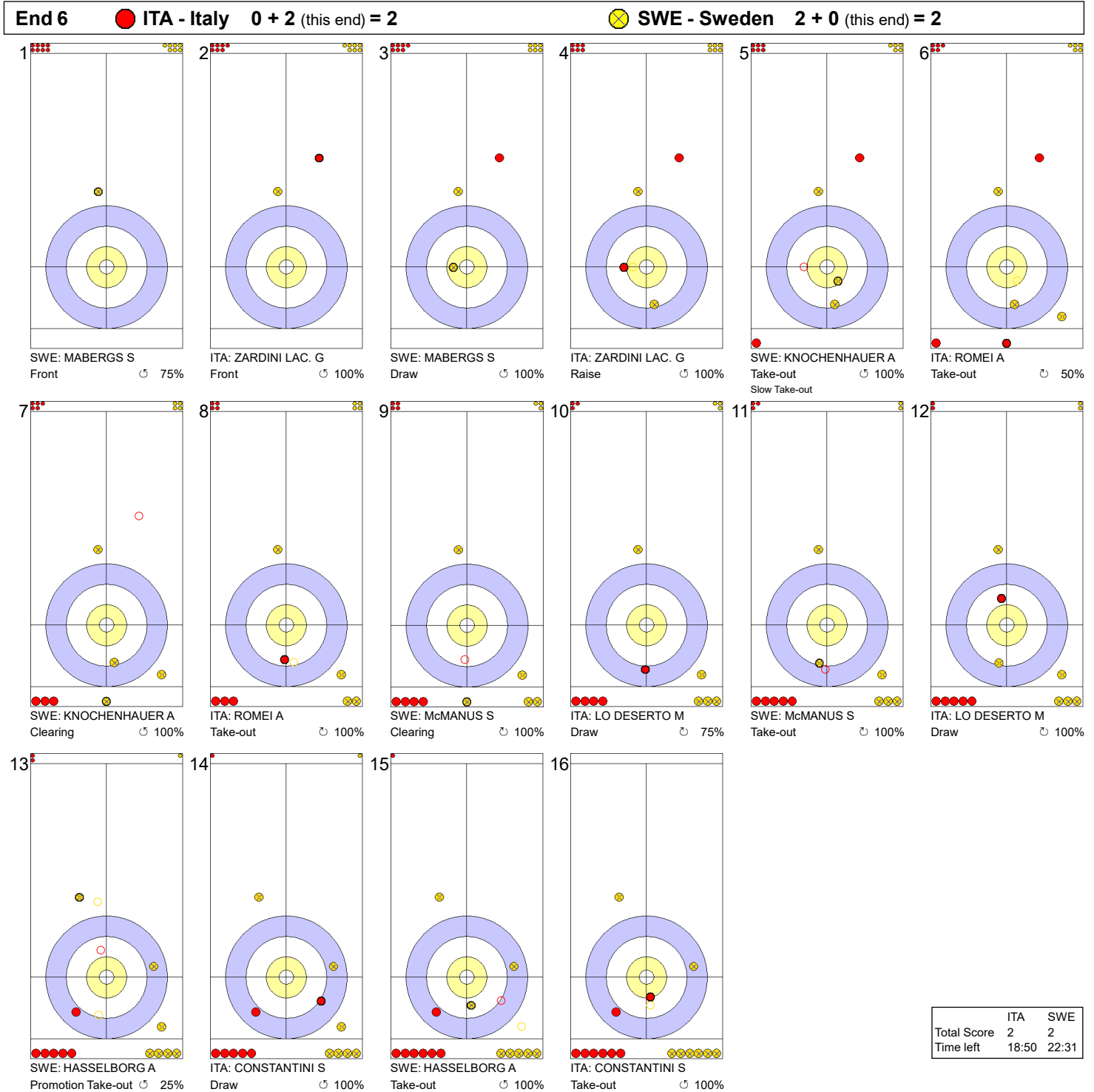




SAT 25 MAR 2023  
Start Time 10:00

Qualification Game 4 v 5

Game - Shot by Shot

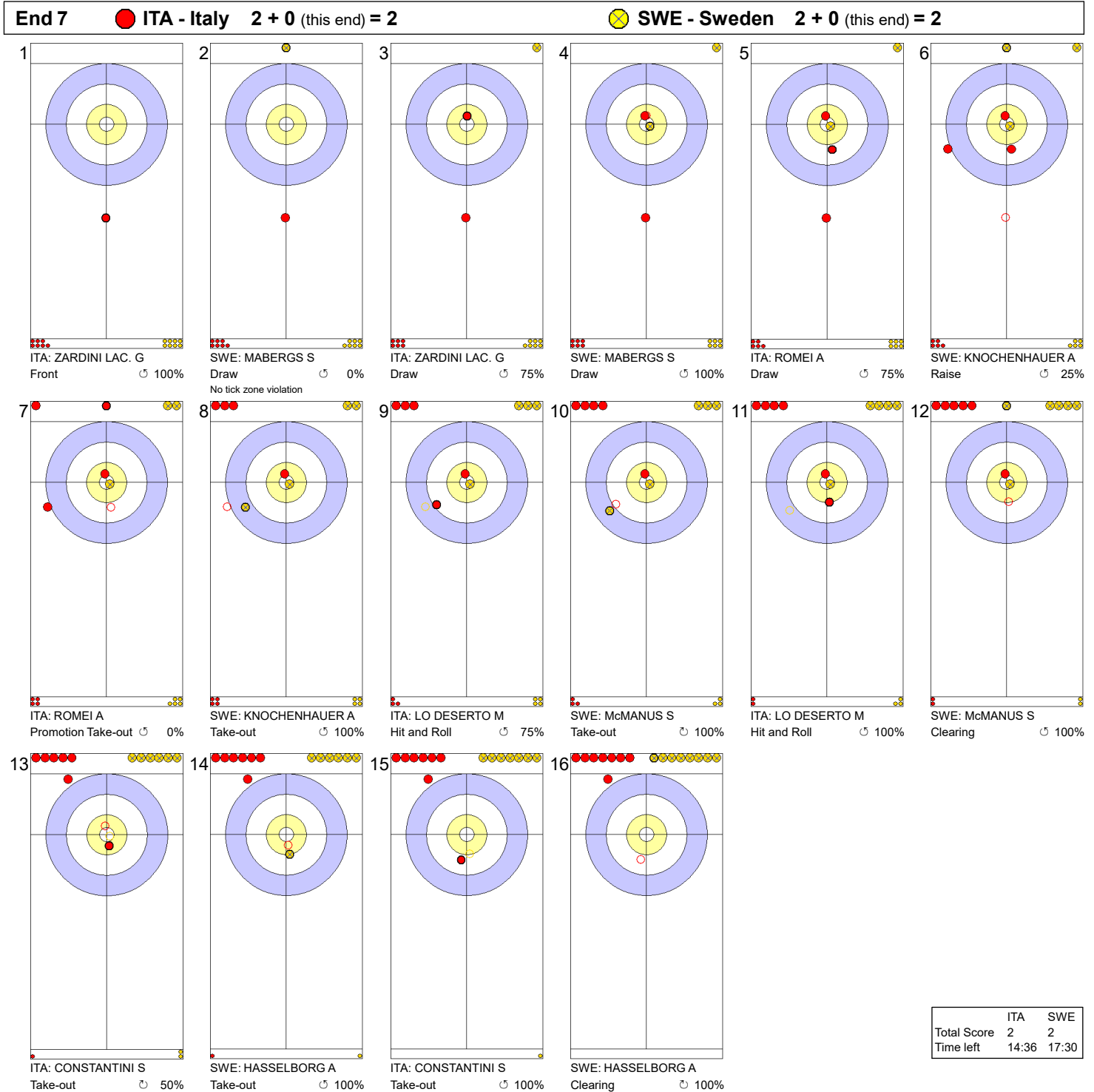


**Legend:**  
 ↻ Clockwise      ↺ Counter-clockwise      - Not considered

SAT 25 MAR 2023  
Start Time 10:00

Qualification Game 4 v 5

**Game - Shot by Shot**

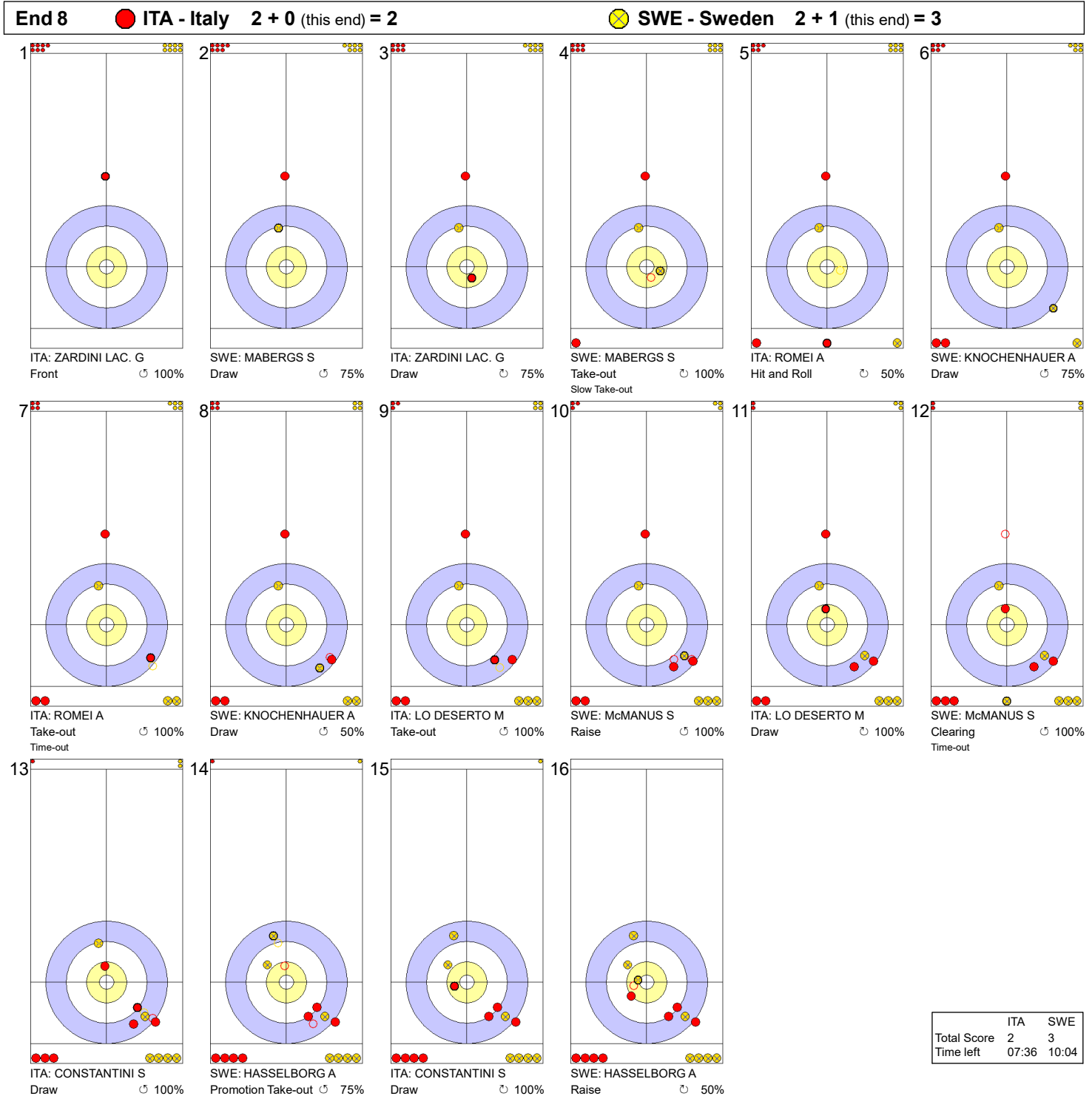


**Legend:**  
 ↻ Clockwise      ↺ Counter-clockwise      - Not considered

**SAT 25 MAR 2023**  
**Start Time 10:00**

**Qualification Game 4 v 5**

**Game - Shot by Shot**



**Legend:**  
 ↻ Clockwise      ↺ Counter-clockwise      - Not considered



SAT 25 MAR 2023  
Start Time 10:00

Qualification Game 4 v 5

**Game - Shot by Shot**

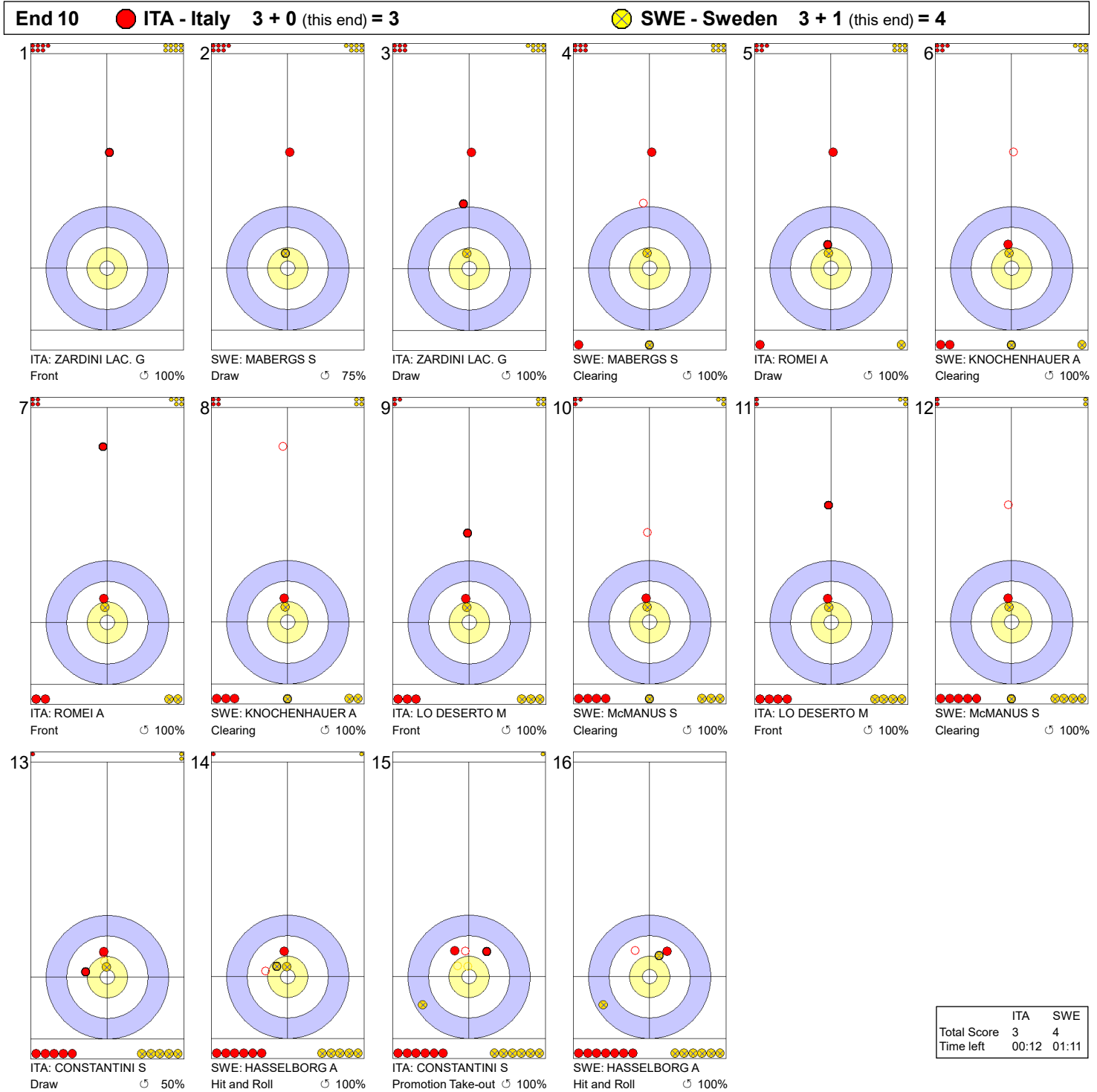


**Legend:**  
 ↻ Clockwise      ↺ Counter-clockwise      - Not considered

SAT 25 MAR 2023  
Start Time 10:00

Qualification Game 4 v 5

Game - Shot by Shot



**Legend:**  
 ↻ Clockwise      ↺ Counter-clockwise      - Not considered

## Competition Matrix

Team	CAN	DEN	GER	ITA	JPN	KOR	NOR	NZL	SCO	SUI	SWE	TUR	USA
CAN		5 - 11	3 - 8	7 - 2	5 - 6	8 - 6	9 - 6	10 - 4	9 - 8	6 - 7	9 - 4	10 - 4	7 - 8
DEN	11 - 5		6 - 7	5 - 7	7 - 6	3 - 6	3 - 7	8 - 5	9 - 7	3 - 7	9 - 4	2 - 5	2 - 7
GER	8 - 3	7 - 6		7 - 4	1 - 7	2 - 4	3 - 6	8 - 2	5 - 12	1 - 9	9 - 3	3 - 8	4 - 6
ITA	2 - 7	7 - 5	4 - 7		7 - 3	8 - 3	5 - 6	6 - 5	7 - 6	3 - 8	7 - 3	12 - 1	7 - 9
JPN	6 - 5	6 - 7	7 - 1	3 - 7		7 - 4	10 - 3	7 - 5	9 - 8	2 - 11	4 - 5	4 - 7	8 - 3
KOR	6 - 8	6 - 3	4 - 2	3 - 8	4 - 7		6 - 8	8 - 7	6 - 4	3 - 5	5 - 7	5 - 6	10 - 6
NOR	6 - 9	7 - 3	6 - 3	6 - 5	3 - 10	8 - 6		8 - 1	9 - 6	1 - 6	3 - 6	7 - 6	7 - 5
NZL	4 - 10	5 - 8	2 - 8	5 - 6	5 - 7	7 - 8	1 - 8		3 - 8	1 - 9	2 - 14	10 - 13	1 - 7
SCO	8 - 9	7 - 9	12 - 5	6 - 7	8 - 9	4 - 6	6 - 9	8 - 3		6 - 7	6 - 9	7 - 10	8 - 7
SUI	7 - 6	7 - 3	9 - 1	8 - 3	11 - 2	5 - 3	6 - 1	9 - 1	7 - 6		9 - 3	7 - 2	7 - 5
SWE	4 - 9	4 - 9	3 - 9	3 - 7	5 - 4	7 - 5	6 - 3	14 - 2	9 - 6	3 - 9		7 - 2	9 - 6
TUR	4 - 10	5 - 2	8 - 3	1 - 12	7 - 4	6 - 5	6 - 7	13 - 10	10 - 7	2 - 7	2 - 7		4 - 11
USA	8 - 7	7 - 2	6 - 4	9 - 7	3 - 8	6 - 10	5 - 7	7 - 1	7 - 8	5 - 7	6 - 9	11 - 4	

## Standings after Round Robin

Rank	Team	Games	Wins	Losses	
1	SUI - Switzerland	12	12	0	Q
2	NOR - Norway	12	8	4	Q
3	CAN - Canada	12	7	5	Q w2,1
4	ITA - Italy	12	7	5	Q w2,0
5	SWE - Sweden	12	7	5	Q w1,1
6	JPN - Japan	12	7	5	Q w1,0
7	USA - United States	12	6	6	w1
8	TUR - Türkiye	12	6	6	w0
9	KOR - Korea	12	5	7	w2
10	GER - Germany	12	5	7	w1
11	DEN - Denmark	12	5	7	w0
12	SCO - Scotland	12	3	9	
13	NZL - New Zealand	12	0	12	

### Legend:

Q Qualified for the play-offs      wn Number of wins (n) against tied teams

## Draw Shot Challenge

Rank Team	Stone Rotation	Last Stone Draw in each Round Robin Game												DSC
		1	2	3	4	5	6	7	8	9	10	11	12	
1 SWE - Sweden	↻	2.2	20.1	79.1	15.7	9.2	7.7	1.6	7.6	10.8	8.5	21.9	15.0	16.00cm
	↻	46.5	23.3	10.7	12.7	149.2	8.9	7.7	10.8	52.4	14.8	26.5	17.3	
2 CAN - Canada	↻	7.7	27.5	20.1	62.0	12.1	10.5	6.8	14.6	8.2	39.4	14.2	26.3	23.69cm
	↻	18.9	36.9	41.0	26.7	35.3	4.3	27.2	8.9	49.4	23.1	137.6	199.6	
3 NOR - Norway	↻	30.9	13.8	59.4	63.7	67.5	2.9	4.1	7.8	9.0	10.1	25.9	44.4	27.94cm
	↻	42.2	11.4	23.4	59.2	199.6	44.0	12.4	3.3	74.1	15.1	29.7	34.4	
4 USA - United States	↻	13.2	21.4	141.6	136.9	29.7	21.2	25.3	9.1	26.2	7.0	41.4	32.3	28.21cm
	↻	56.2	13.0	40.0	20.0	20.4	16.8	22.4	118.9	3.6	3.1	19.9	59.6	
5 KOR - Korea	↻	32.4	87.3	34.6	52.5	25.1	22.3	27.7	7.5	46.8	12.3	24.9	32.5	29.42cm
	↻	22.0	19.5	43.2	64.8	22.0	79.1	21.2	27.5	40.0	17.4	34.8	16.2	
6 JPN - Japan	↻	13.5	29.4	24.6	31.8	17.9	2.8	50.8	59.9	52.0	9.2	36.7	117.2	29.94cm
	↻	36.6	26.5	177.1	22.8	64.5	45.9	23.8	18.0	23.7	5.3	45.5	17.4	
7 TUR - Türkiye	↻	8.6	14.5	18.9	119.8	21.5	38.5	28.1	21.9	18.6	28.5	71.9	5.8	30.14cm
	↻	10.5	35.0	38.4	79.4	29.3	6.7	65.7	32.9	45.9	26.5	199.6	16.0	
8 ITA - Italy	↻	12.0	22.7	12.6	18.0	45.9	3.4	1.8	55.6	31.7	38.9	21.9	14.4	30.70cm
	↻	115.4	35.9	59.9	16.4	24.9	7.4	23.6	157.8	53.6	166.0	47.2	12.2	
9 SUI - Switzerland	↻	16.4	20.3	4.3	10.2	14.8	46.6	33.6	117.6	20.5	15.2	13.0	22.9	33.01cm
	↻	66.8	84.4	58.1	12.0	20.5	25.6	20.9	5.9	199.6	84.6	12.1	199.6	
10 GER - Germany	↻	47.2	65.7	38.9	28.3	29.1	38.3	92.6	158.2	128.1	12.0	73.6	160.6	43.04cm
	↻	13.6	71.7	46.0	34.0	34.3	15.7	8.4	41.8	27.7	33.3	22.6	43.9	
11 DEN - Denmark	↻	41.6	33.1	113.7	15.5	23.5	94.0	13.8	36.5	33.6	59.8	13.0	2.9	51.08cm
	↻	53.0	92.6	174.0	7.4	109.2	22.9	47.0	129.3	46.6	188.2	133.1	1.7	
12 SCO - Scotland	↻	48.7	34.2	199.6	93.1	185.9	58.2	38.4	24.8	199.6	20.3	95.6	43.8	63.70cm
	↻	50.4	65.6	37.3	184.9	18.6	32.2	19.0	19.5	199.6	76.9	27.6	26.7	
13 NZL - New Zealand	↻	199.6	46.1	100.3	151.3	65.2	18.2	17.9	27.5	12.8	11.8	38.5	35.5	63.75cm
	↻	15.5	150.2	51.0	22.7	194.2	68.8	33.8	199.6	199.6	32.5	71.4	37.8	

### Note:

The Draw Shot Challenge (DSC) is the average distance of all the individual Last Stone Draws (LSD), which were delivered by a team during the round robin. The two least favourable results will be eliminated before calculating the average distance. The team with the lesser DSC receives the higher ranking. If the DSCs are equal then the team with the best non-equal counting LSD receives the higher ranking. In the case where all counting LSDs are equal, the team ranked higher in the official WCF World Rankings is ranked higher.

### Legend:

↻ Clockwise

↻ Counter-clockwise

DSC Draw Shot Challenge

### Shot Success Percentage by Position

Fourth	Game >	1	2	3	4	5	6	7	8	9	10	11	12	Avg.
1 PAETZ Alina	SUI	73	92	90	99	100	81	81	92	94	85	91	90	88.5
2 CONSTANTINI Stefania	ITA	92	78	64	72	83	88	83	84	82	74	82	88	80.4
3 PETERSON Tabitha	USA	65	85	79	73	85	92	100	66	82	86	91	65	79.7
4 HASSELBORG Anna	SWE	88	73	58	89	53	75	81	85	86	80	67	82	76.6
5 EINARSON Kerri	CAN	79	68	66	94	84	68	86	61	80	78	77	78	76.4
6 SKASLIEN Kristin	NOR	78	71	65	83	68	82	74	74	78	75	81	78	75.4
7 YILDIZ Dilsat	TUR	52	71	74	67	63	76	82	63	80	86	86	87	74.4
8 HA Seungyoun	KOR	76	58	79	52	69	91	70	78	79	78	84	76	74.3
9 DUPONT Madeleine	DEN	79	74	75	58	83	63	70	78	78	67	70	88	73.8
10 FUJISAWA Satsuki	JPN	65	48	61	94	90	63	67	69	84	75	96	77	73.8
11 MORRISON Rebecca	SCO	79	71	74	67	63	82	69	76	78	84	75	66	73.4
12 JENTSCH Daniela	GER	54	84	91	43	68	74	68	81	66	86	66	70	71.4
SMITH Jessica	NZL	50	74	59								54	70	63.3

Third	Game >	1	2	3	4	5	6	7	8	9	10	11	12	Avg.
1 THIESSE Cory	USA	78	66	94	84	85	90	92	88	78	91	85	80	83.6
2 TIRINZONI Silvana	SUI	70	96	90	93	89	68	69	86	86	88	73	90	82.4
3 McMANUS Sara	SWE	85	81	59	78	64	89	91	96	84	80	87	78	82.0
4 YOSHIDA Chinami	JPN	86	71	84	83	60	83	90	83	78	88	84	89	81.8
5 ROERVIK Marianne	NOR	74	89	73	86	61	76	91	74	82	92	95	76	80.7
6 ABBES Emira	GER	71	80	88	54	85	83	71	80	78	90	82	81	79.1
7 KIM Hyerin	KOR	75	92	89	66	79	80	80	70	73	80	71	86	78.0
8 SWEETING Val	CAN	71	74	90	74	81	59	72	80	85	88	92	66	77.6
9 LO DESERTO Marta	ITA	85	78	75	74	88	76	80	76	69	69	77	84	77.4
10 POLAT Oznur	TUR	50	74	83	84	83	71	91	69	86	76	66	81	77.0
11 AITKEN Gina	SCO	71	81	69	76	59	74						85	73.6
12 HALSE Mathilde	DEN	80	49	71	60	85	75	56	(2)86	(2)84	(2)82	(2)78	(2)76	73.3
13 THOMPSON Holly	NZL	56	68	75	66	63	85	69	40		66	67	59	64.7

Second	Game >	1	2	3	4	5	6	7	8	9	10	11	12	Avg.
1 HASLEV NORDBYE Mille	NOR	86	90	79	78	81	89	84	86	94	77	85	88	84.9
2 HOWALD Carole	SUI	61	88	89	82	100	66	92	82	90	85	88	93	83.4
3 BIRCHARD Shannon	CAN	80	76	94	86	85	84	83	86	79	84	92	70	83.2
4 KNOCHENHAUER Agnes	SWE	94	73	73	89	78	90	90	85	66	89	67	93	82.0
5 HAMILTON Becca	USA	74	64	80	78		88	77	86	89	88	88	85	81.5
6 DUPONT Denise	DEN	73	73	74	71	80	73	79	(3)85	(3)89	(3)86	(3)92	(3)85	79.8
7 SUZUKI Yumi	JPN	81	75	76	80	67	81	83	75	90	83	88	75	79.5
8 YANG Taei	KOR	76	72	84	84	86	74	83	71	86	71	81	81	79.2
9 ROMEI Angela	ITA	79	86	84	76	78	76	59	80	72	73	78	89	77.3
10 SINCLAIR Sophie	SCO	53	80	73	74	79	71	83	79	75	89	76	70	75.0
KAPP Lena	GER	64	88	84	75								73	76.2
POLAT Mihriban	TUR	42	78	64	70	79								68.5
BECKER Bridget	NZL	73	81	55	(4)51	(4)75	(4)52	(4)63	(4)46	(4)68	(4)62	60	70	64.1

After Round Robin

### Shot Success Percentage by Position

Lead	Game >	1	2	3	4	5	6	7	8	9	10	11	12	Avg.
1 ZARDINI LAC. G	ITA	88	94	93	82	90	94	91	83	92	94	85	100	90.3
2 ROENNING Martine	NOR	91	88	81	82	90	90	90	89	90	98	89	100	89.5
3 HARRIS Briane	CAN	93	93	83	92	94	88	77	89	98	84	88	88	88.7
4 JACKSON Sophie	SCO	93	68	88	79	93	88	95	84	90	94	93	94	87.8
5 PETERSON Tara	USA	84	84	89	81	92		90	86	90	88	88	90	87.3
6 SCHWALLER B	SUI	84	88	100	90	93	75	88	90	92	88	79	85	86.8
7 KIM Sujin	KOR	90	92	91	90	90	84	95	91	80	71	80	84	86.4
8 LARSEN My	DEN	86	86	86	85	83	83	74	88	90	94	77	89	85.2
9 MABERGS Sofia	SWE	79	81	88	83	88	91	76	86	79	86	89	92	84.7
10 YOSHIDA Yurika	JPN	88	73	81	94	89	83	84	89	80	80	95	72	83.8
11 SENGUL Berfin	TUR	93	86	72	73	81	85	93	89	86	85	69	80	82.7
12 JENTSCH Analena	GER	85	79	79	80	67	91	74	80	92	100	77	78	81.9
THURLOW Natalie	NZL	75	86	48	77	(2)70	(2)75	(2)59	(2)52	(3)78	(2)63	73	73	70.5

Alternate	Game >	1	2	3	4	5	6	7	8	9	10	11	12	Avg.
PERSINGER Vicky	USA					(2)88	(1)98							91.7
DODDS Jennifer	SCO							(3)71	(3)94	(3)76	(3)81	(3)76		79.7
SCHOELL Pia-Lisa	GER				(2)68	(2)81	(2)81	(2)80	(2)80	(2)80	(2)77			78.3
CALIKUSU IS	TUR					(2)66	(2)70	(2)63	(2)88	(2)84	(2)81	(2)73		74.2
KINNEY Ruby	NZL			(2)64	(1)49	(1)54	(1)73	(1)48	(1)69	(1)81				63.5

Team	Game >	1	2	3	4	5	6	7	8	9	10	11	12	Avg.
1 SUI - Switzerland		72	91	92	91	95	72	82	88	90	86	83	89	85.3
2 USA - United States		75	75	85	79	87	92	90	82	84	88	88	80	83.3
3 NOR - Norway		82	84	74	82	75	84	85	81	86	85	88	85	82.7
4 CAN - Canada		81	78	83	86	86	74	79	79	85	83	87	75	81.5
5 ITA - Italy		86	84	79	76	85	84	78	81	79	77	81	90	81.4
6 SWE - Sweden		86	77	70	85	70	86	85	88	79	84	77	86	81.3
7 JPN - Japan		80	67	76	88	76	78	81	79	83	81	90	78	79.8
8 KOR - Korea		79	79	86	73	81	82	82	78	79	75	79	82	79.5
9 DEN - Denmark		79	70	77	69	83	73	70	84	85	82	79	84	78.1
10 SCO - Scotland		74	75	76	74	73	78	79	83	80	87	80	79	78.1
11 GER - Germany		68	83	85	63	72	82	73	80	79	89	75	75	77.5
12 TUR - Türkiye		59	77	73	74	76	75	84	71	85	83	75	80	76.5
13 NZL - New Zealand		64	77	59	64	64	67	66	46	72	68	64	68	65.7

**Note:**

"(n)" denotes a position different from original line-up position: (4) - Fourth, (3) - Third, (2) - Second, (1) - Lead

To be eligible to be ranked, a player must have played in the original position for more than half of the number of games that the team played.

**Legend:**

**Avg.** Average

## Scoring Analysis

Team	Games	LSFE	Stolen Ends	Last Stone Eff.	Force Eff.	Points Scored							Total	Plus / Minus
						0	1	2	3	4	>4			
SUI	For	6	21	58%	77%	12	25	18	4	2	2	92	+56	
	Against	6	3			9	23	5	1	0	0	36		
CAN	For	7	16	38%	53%	5	29	16	5	3	0	88	+14	
	Against	5	10			7	28	11	4	3	0	74		
ITA	For	8	14	29%	66%	9	33	13	4	1	0	75	+12	
	Against	4	12			6	33	12	2	0	0	63		
JPN	For	9	17	27%	52%	13	30	13	3	2	0	73	+7	
	Against	3	14			3	25	16	1	0	1	66		
USA	For	6	13	38%	56%	2	26	12	10	0	0	80	+6	
	Against	6	17			6	32	15	4	0	0	74		
NOR	For	7	13	40%	61%	13	23	18	4	0	0	71	+5	
	Against	5	11			13	27	8	6	0	1	66		
SWE	For	7	8	37%	56%	6	26	12	6	0	1	74	+3	
	Against	5	9			11	26	10	4	2	1	71		
SCO	For	2	15	37%	49%	1	30	21	2	2	0	86	-4	
	Against	10	12			4	31	15	7	2	0	90		
DEN	For	5	10	26%	61%	5	27	11	5	1	0	68	-5	
	Against	7	16			9	34	15	3	0	0	73		
KOR	For	8	12	30%	49%	11	32	12	2	1	0	66	-5	
	Against	4	12			13	27	16	4	0	0	71		
GER	For	5	8	24%	73%	11	23	7	4	1	1	58	-12	
	Against	7	21			6	34	16	0	1	0	70		
TUR	For	6	13	29%	34%	10	30	13	1	1	1	68	-17	
	Against	6	12			7	18	14	9	3	0	85		
NZL	For	2	13	15%	30%	2	27	6	1	1	0	46	-60	
	Against	10	24			6	23	19	6	4	2	106		
Total	78		173			100	361	172	51	15	5	945		

**Note:**

Stolen ends are the ends won without the last stone advantage.

Last Stone Efficiency: Scoring two or more points with last stone advantage.

Force Efficiency: Forcing the opponent team to score only one point when they have the last stone advantage.

**Legend:**

>4 More than four points scored

Eff. Efficiency

LSFE Last Stone First End



## Summary of Big Ends

Points Scored	By	Against	Session	End	Game Result
6	SUI - Switzerland	JPN - Japan	2	2	11 : 2
6	SWE - Sweden	NZL - New Zealand	1	4	14 : 2
5	GER - Germany	SWE - Sweden	9	9	9 : 3
5	SUI - Switzerland	NOR - Norway	15	9	6 : 1
5	TUR - Türkiye	NZL - New Zealand	3	10	13 : 10
4	CAN - Canada	TUR - Türkiye	18	8	10 : 4
4	CAN - Canada	SCO - Scotland	8	1	9 : 8
4	CAN - Canada	SWE - Sweden	2	10	9 : 4
4	JPN - Japan	NZL - New Zealand	19	6	7 : 5
4	JPN - Japan	SCO - Scotland	5	10	9 : 8
4	SCO - Scotland	CAN - Canada	8	2	8 : 9
4	SCO - Scotland	GER - Germany	2	9	12 : 5
4	SUI - Switzerland	NZL - New Zealand	12	6	9 : 1
4	SUI - Switzerland	SWE - Sweden	4	3	9 : 3
4	DEN - Denmark	CAN - Canada	19	8	11 : 5
4	GER - Germany	CAN - Canada	13	8	8 : 3
4	ITA - Italy	TUR - Türkiye	2	1	12 : 1
4	KOR - Korea	NZL - New Zealand	6	5	8 : 7
4	NZL - New Zealand	TUR - Türkiye	3	9	10 : 13
4	TUR - Türkiye	NZL - New Zealand	3	8	13 : 10

**Note:**  
Big ends are defined as ends with a score of four or more points.



## Time-out Statistics

Team	Games	Number of Time-outs	Average Shot Success on Next Stone
JPN - Japan	12	9	94%
GER - Germany	12	7	85%
SCO - Scotland	12	10	82%
ITA - Italy	12	13	78%
KOR - Korea	12	13	78%
SWE - Sweden	12	10	77%
NZL - New Zealand	12	5	70%
TUR - Türkiye	12	6	70%
SUI - Switzerland	12	6	66%
DEN - Denmark	12	6	62%
USA - United States	12	7	60%
CAN - Canada	12	8	46%
NOR - Norway	12	6	33%
Total	78	106	72%

## Cumulative Player Statistics by Team

### CAN - Canada

EINARSON Kerri 4 S Right-handed

Type	↻	%	↺	%	Total	%
Draw	38	78	33	73	71	76
Front	0	-	0	-	0	-
Guard	10	98	10	90	20	94
Raise	4	25	4	69	8	47
Wick / Soft Peeling	0	-	0	-	0	-
Freeze	0	-	0	-	0	-
Take-out	27	83	33	76	60	79
Hit and Roll	8	81	5	65	13	75
Clearing	6	92	5	90	11	91
Double Take-out	8	63	10	80	18	72
Promotion Take-out	10	60	9	58	19	59
All Draws	52	78	47	77	99	77
All Take-outs	59	77	62	74	121	76
<b>Total</b>	<b>111</b>	<b>77</b>	<b>109</b>	<b>75</b>	<b>220</b>	<b>76</b>
Not considered					1	-

HARRIS Briane 1 Right-handed

Type	↻	%	↺	%	Total	%
Draw	66	90	40	85	106	88
Front	43	90	36	96	79	93
Guard	8	91	3	92	11	91
Raise	2	63	2	88	4	75
Wick / Soft Peeling	0	-	1	50	1	50
Freeze	0	-	0	-	0	-
Take-out	6	58	13	88	19	79
Hit and Roll	0	-	0	-	0	-
Clearing	0	-	0	-	0	-
Double Take-out	1	100	0	-	1	100
Promotion Take-out	0	-	1	75	1	75
All Draws	119	90	82	90	201	90
All Take-outs	7	64	14	88	21	80
<b>Total</b>	<b>126</b>	<b>88</b>	<b>96</b>	<b>89</b>	<b>222</b>	<b>89</b>
Not considered					0	-

SWEETING Val 3 V Left-handed

Type	↻	%	↺	%	Total	%
Draw	22	77	27	77	49	77
Front	2	75	0	-	2	75
Guard	12	71	7	82	19	75
Raise	4	50	1	25	5	45
Wick / Soft Peeling	0	-	0	-	0	-
Freeze	0	-	0	-	0	-
Take-out	27	82	39	79	66	81
Hit and Roll	9	78	6	83	15	80
Clearing	15	92	12	90	27	91
Double Take-out	10	80	16	72	26	75
Promotion Take-out	1	100	12	52	13	56
All Draws	40	73	35	76	75	74
All Take-outs	62	84	85	76	147	79
<b>Total</b>	<b>102</b>	<b>79</b>	<b>120</b>	<b>76</b>	<b>222</b>	<b>78</b>
Not considered					0	-

KARWACKI Krysten A Right-handed

Type	↻	%	↺	%	Total	%
Draw	0	-	0	-	0	-
Front	0	-	0	-	0	-
Guard	0	-	0	-	0	-
Raise	0	-	0	-	0	-
Wick / Soft Peeling	0	-	0	-	0	-
Freeze	0	-	0	-	0	-
Take-out	0	-	0	-	0	-
Hit and Roll	0	-	0	-	0	-
Clearing	0	-	0	-	0	-
Double Take-out	0	-	0	-	0	-
Promotion Take-out	0	-	0	-	0	-
All Draws	0	-	0	-	0	-
All Take-outs	0	-	0	-	0	-
<b>Total</b>	<b>0</b>	<b>-</b>	<b>0</b>	<b>-</b>	<b>0</b>	<b>-</b>
Not considered					0	-

BIRCHARD Shannon 2 Right-handed

Type	↻	%	↺	%	Total	%
Draw	35	86	22	65	57	78
Front	5	100	1	100	6	100
Guard	6	79	12	94	18	89
Raise	4	69	3	92	7	79
Wick / Soft Peeling	0	-	0	-	0	-
Freeze	0	-	0	-	0	-
Take-out	21	82	28	90	49	87
Hit and Roll	9	72	9	78	18	75
Clearing	17	88	17	97	34	93
Double Take-out	11	77	13	73	24	75
Promotion Take-out	5	90	4	75	9	83
All Draws	50	85	38	77	88	82
All Take-outs	63	82	71	86	134	84
<b>Total</b>	<b>113</b>	<b>83</b>	<b>109</b>	<b>83</b>	<b>222</b>	<b>83</b>
Not considered					0	-

Team: CAN - Canada

Type	↻	%	↺	%	Total	%
Draw	161	85	122	76	283	81
Front	50	91	37	96	87	93
Guard	36	84	32	90	68	87
Raise	14	50	10	75	24	60
Wick / Soft Peeling	0	-	1	50	1	50
Freeze	0	-	0	-	0	-
Take-out	81	81	113	82	194	82
Hit and Roll	26	77	20	76	46	77
Clearing	38	90	34	93	72	92
Double Take-out	30	75	39	74	69	75
Promotion Take-out	16	72	26	59	42	64
All Draws	261	84	202	82	463	83
All Take-outs	191	80	232	79	423	80
<b>Total</b>	<b>452</b>	<b>82</b>	<b>434</b>	<b>81</b>	<b>886</b>	<b>81</b>
Not considered					1	-

**Note:**

Position and function for each team member:

4 = Fourth, 3 = Third, 2 = Second, 1 = Lead, A = Alternate, S = Skip, V = Vice-Skip

**Legend:**

↻ Clockwise

↺ Counter-clockwise

## Cumulative Player Statistics by Team

### DEN - Denmark

DUPONT Madeleine 4 S Right-handed

Type	↻	%	↺	%	Total	%
Draw	34	76	44	75	78	75
Front	0	-	0	-	0	-
Guard	9	97	10	90	19	93
Raise	10	58	11	77	21	68
Wick / Soft Peeling	0	-	0	-	0	-
Freeze	0	-	0	-	0	-
Take-out	24	76	21	56	45	67
Hit and Roll	10	70	11	75	21	73
Clearing	4	88	5	95	9	92
Double Take-out	7	89	6	33	13	63
Promotion Take-out	4	38	6	92	10	70
All Draws	53	76	65	78	118	77
All Take-outs	49	74	49	66	98	70
<b>Total</b>	<b>102</b>	<b>75</b>	<b>114</b>	<b>73</b>	<b>216</b>	<b>74</b>
Not considered					3	-

LARSEN My 1 Right-handed

Type	↻	%	↺	%	Total	%
Draw	59	89	36	75	95	83
Front	62	92	21	92	83	92
Guard	10	78	4	94	14	82
Raise	2	100	3	83	5	90
Wick / Soft Peeling	0	-	1	0	1	0
Freeze	0	-	0	-	0	-
Take-out	11	68	8	94	19	79
Hit and Roll	4	56	2	63	6	58
Clearing	0	-	0	-	0	-
Double Take-out	0	-	1	50	1	50
Promotion Take-out	0	-	0	-	0	-
All Draws	133	90	65	81	198	87
All Take-outs	15	65	11	84	26	73
<b>Total</b>	<b>148</b>	<b>87</b>	<b>76</b>	<b>81</b>	<b>224</b>	<b>85</b>
Not considered					0	-

HALSE Mathilde 3 V Right-handed

Type	↻	%	↺	%	Total	%
Draw	30	68	41	76	71	73
Front	3	100	3	92	6	96
Guard	12	75	11	77	23	76
Raise	1	25	9	78	10	73
Wick / Soft Peeling	0	-	1	0	1	0
Freeze	0	-	0	-	0	-
Take-out	29	76	28	75	57	75
Hit and Roll	6	46	3	67	9	53
Clearing	6	79	13	100	19	93
Double Take-out	14	61	8	56	22	59
Promotion Take-out	3	58	3	67	6	63
All Draws	46	71	65	76	111	74
All Take-outs	58	69	55	77	113	73
<b>Total</b>	<b>104</b>	<b>70</b>	<b>120</b>	<b>76</b>	<b>224</b>	<b>73</b>
Not considered					0	-

LANDER Jasmin A Right-handed

Type	↻	%	↺	%	Total	%
Draw	0	-	0	-	0	-
Front	0	-	0	-	0	-
Guard	0	-	0	-	0	-
Raise	0	-	0	-	0	-
Wick / Soft Peeling	0	-	0	-	0	-
Freeze	0	-	0	-	0	-
Take-out	0	-	0	-	0	-
Hit and Roll	0	-	0	-	0	-
Clearing	0	-	0	-	0	-
Double Take-out	0	-	0	-	0	-
Promotion Take-out	0	-	0	-	0	-
All Draws	0	-	0	-	0	-
All Take-outs	0	-	0	-	0	-
<b>Total</b>	<b>0</b>	<b>-</b>	<b>0</b>	<b>-</b>	<b>0</b>	<b>-</b>
Not considered					0	-

DUPONT Denise 2 Right-handed

Type	↻	%	↺	%	Total	%
Draw	31	84	37	73	68	78
Front	3	100	1	100	4	100
Guard	11	89	11	93	22	91
Raise	9	69	10	70	19	70
Wick / Soft Peeling	1	100	0	-	1	100
Freeze	0	-	0	-	0	-
Take-out	22	80	28	80	50	80
Hit and Roll	7	82	6	63	13	73
Clearing	13	83	7	86	20	84
Double Take-out	11	80	12	77	23	78
Promotion Take-out	1	50	3	92	4	81
All Draws	55	84	59	77	114	80
All Take-outs	54	80	56	79	110	80
<b>Total</b>	<b>109</b>	<b>82</b>	<b>115</b>	<b>78</b>	<b>224</b>	<b>80</b>
Not considered					0	-

Team: DEN - Denmark

Type	↻	%	↺	%	Total	%
Draw	154	81	158	75	312	78
Front	68	93	25	92	93	93
Guard	42	84	36	88	78	86
Raise	22	65	33	76	55	71
Wick / Soft Peeling	1	100	2	0	3	33
Freeze	0	-	0	-	0	-
Take-out	86	76	85	74	171	75
Hit and Roll	27	66	22	69	49	67
Clearing	23	83	25	95	48	89
Double Take-out	32	73	27	60	59	67
Promotion Take-out	8	47	12	85	20	70
All Draws	287	83	254	78	541	81
All Take-outs	176	73	171	75	347	74
<b>Total</b>	<b>463</b>	<b>79</b>	<b>425</b>	<b>77</b>	<b>888</b>	<b>78</b>
Not considered					3	-

#### Note:

Position and function for each team member:

4 = Fourth, 3 = Third, 2 = Second, 1 = Lead, A = Alternate, S = Skip, V = Vice-Skip

#### Legend:

↻ Clockwise

↺ Counter-clockwise

## Cumulative Player Statistics by Team

### GER - Germany

JENTSCH Daniela 4 S Right-handed

Type	↻	%	↺	%	Total	%
Draw	20	76	47	58	67	63
Front	0	-	0	-	0	-
Guard	6	92	7	86	13	88
Raise	8	53	6	46	14	50
Wick / Soft Peeling	0	-	0	-	0	-
Freeze	0	-	1	0	1	0
Take-out	17	85	33	86	50	86
Hit and Roll	7	71	8	75	15	73
Clearing	8	81	6	92	14	86
Double Take-out	11	75	14	70	25	72
Promotion Take-out	5	40	2	0	7	29
All Draws	34	74	61	59	95	64
All Take-outs	48	76	63	79	111	77
<b>Total</b>	<b>82</b>	<b>75</b>	<b>124</b>	<b>69</b>	<b>206</b>	<b>71</b>
Not considered					3	-

JENTSCH Analena 1 Right-handed

Type	↻	%	↺	%	Total	%
Draw	16	69	65	80	81	78
Front	12	88	61	84	73	85
Guard	2	75	9	89	11	86
Raise	1	75	1	100	2	88
Wick / Soft Peeling	0	-	0	-	0	-
Freeze	0	-	0	-	0	-
Take-out	6	92	30	88	36	88
Hit and Roll	2	75	1	100	3	83
Clearing	0	-	1	0	1	0
Double Take-out	2	50	0	-	2	50
Promotion Take-out	0	-	0	-	0	-
All Draws	31	77	136	83	167	81
All Take-outs	10	80	32	85	42	84
<b>Total</b>	<b>41</b>	<b>77</b>	<b>168</b>	<b>83</b>	<b>209</b>	<b>82</b>
Not considered					1	-

ABBES Emira 3 V Right-handed

Type	↻	%	↺	%	Total	%
Draw	28	83	48	74	76	78
Front	1	100	3	100	4	100
Guard	8	97	9	86	17	91
Raise	3	83	5	60	8	69
Wick / Soft Peeling	0	-	0	-	0	-
Freeze	0	-	0	-	0	-
Take-out	20	78	27	81	47	80
Hit and Roll	9	83	12	85	21	85
Clearing	8	81	4	75	12	79
Double Take-out	8	75	9	72	17	74
Promotion Take-out	1	25	6	63	7	57
All Draws	40	86	65	76	105	80
All Take-outs	46	78	58	78	104	78
<b>Total</b>	<b>86</b>	<b>82</b>	<b>123</b>	<b>77</b>	<b>209</b>	<b>79</b>
Not considered					1	-

SCHOELL Pia-Lisa A Right-handed

Type	↻	%	↺	%	Total	%
Draw	13	85	31	77	44	80
Front	0	-	4	75	4	75
Guard	5	90	9	75	14	80
Raise	2	50	6	75	8	69
Wick / Soft Peeling	1	0	0	-	1	0
Freeze	0	-	0	-	0	-
Take-out	6	79	20	89	26	87
Hit and Roll	5	75	4	63	9	69
Clearing	6	88	1	75	7	86
Double Take-out	5	65	4	63	9	64
Promotion Take-out	1	100	0	-	1	100
All Draws	21	79	50	77	71	77
All Take-outs	23	78	29	81	52	80
<b>Total</b>	<b>44</b>	<b>78</b>	<b>79</b>	<b>78</b>	<b>123</b>	<b>78</b>
Not considered					1	-

KAPP Lena 2 Right-handed

Type	↻	%	↺	%	Total	%
Draw	9	86	22	67	31	73
Front	0	-	3	100	3	100
Guard	3	67	4	75	7	71
Raise	1	100	0	-	1	100
Wick / Soft Peeling	0	-	0	-	0	-
Freeze	0	-	0	-	0	-
Take-out	9	83	10	78	19	80
Hit and Roll	4	75	5	75	9	75
Clearing	2	100	4	94	6	96
Double Take-out	2	50	6	58	8	56
Promotion Take-out	1	100	1	75	2	88
All Draws	13	83	29	72	42	75
All Take-outs	18	81	26	75	44	77
<b>Total</b>	<b>31</b>	<b>81</b>	<b>55</b>	<b>73</b>	<b>86</b>	<b>76</b>
Not considered					0	-

Team: GER - Germany

Type	↻	%	↺	%	Total	%
Draw	86	79	213	72	299	74
Front	13	88	71	85	84	85
Guard	24	89	38	83	62	85
Raise	15	63	18	63	33	63
Wick / Soft Peeling	1	0	0	-	1	0
Freeze	0	-	1	0	1	0
Take-out	58	82	120	85	178	84
Hit and Roll	27	77	30	78	57	78
Clearing	24	84	16	81	40	83
Double Take-out	28	70	33	67	61	68
Promotion Take-out	8	53	9	50	17	51
All Draws	139	79	341	75	480	77
All Take-outs	145	78	208	80	353	79
<b>Total</b>	<b>284</b>	<b>79</b>	<b>549</b>	<b>77</b>	<b>833</b>	<b>77</b>
Not considered					6	-

**Note:**

Position and function for each team member:

4 = Fourth, 3 = Third, 2 = Second, 1 = Lead, A = Alternate, S = Skip, V = Vice-Skip

**Legend:**

↻ Clockwise

↺ Counter-clockwise

## Cumulative Player Statistics by Team

### ITA - Italy

CONSTANTINI Stefania 4 S Right-handed

Type	↻	%	↺	%	Total	%
Draw	44	76	36	78	80	77
Front	2	100	0	-	2	100
Guard	5	95	9	81	14	86
Raise	5	40	6	67	11	55
Wick / Soft Peeling	1	50	0	-	1	50
Freeze	0	-	0	-	0	-
Take-out	27	82	29	87	56	85
Hit and Roll	3	83	12	83	15	83
Clearing	4	100	12	100	16	100
Double Take-out	11	80	8	81	19	80
Promotion Take-out	7	71	4	69	11	70
All Draws	57	75	51	77	108	76
All Take-outs	52	82	65	87	117	85
<b>Total</b>	<b>109</b>	<b>78</b>	<b>116</b>	<b>83</b>	<b>225</b>	<b>80</b>
Not considered					0	-

ZARDINI LACEDELLI Giulia 1 Right-handed

Type	↻	%	↺	%	Total	%
Draw	41	79	78	95	119	89
Front	15	98	35	95	50	96
Guard	5	95	10	88	15	90
Raise	1	100	0	-	1	100
Wick / Soft Peeling	1	75	1	50	2	63
Freeze	0	-	0	-	0	-
Take-out	13	88	18	92	31	90
Hit and Roll	1	75	5	85	6	83
Clearing	0	-	0	-	0	-
Double Take-out	0	-	0	-	0	-
Promotion Take-out	1	50	0	-	1	50
All Draws	63	85	124	94	187	91
All Take-outs	15	85	23	90	38	88
<b>Total</b>	<b>78</b>	<b>85</b>	<b>147</b>	<b>93</b>	<b>225</b>	<b>90</b>
Not considered					1	-

LO DESERTO Marta 3 V Right-handed

Type	↻	%	↺	%	Total	%
Draw	38	79	17	60	55	73
Front	2	100	1	100	3	100
Guard	8	84	14	89	22	88
Raise	3	58	2	88	5	70
Wick / Soft Peeling	1	100	0	-	1	100
Freeze	0	-	0	-	0	-
Take-out	30	73	42	82	72	78
Hit and Roll	14	77	9	78	23	77
Clearing	3	100	12	96	15	97
Double Take-out	9	56	12	73	21	65
Promotion Take-out	4	50	4	69	8	59
All Draws	52	80	34	75	86	78
All Take-outs	60	71	79	82	139	77
<b>Total</b>	<b>112</b>	<b>75</b>	<b>113</b>	<b>80</b>	<b>225</b>	<b>77</b>
Not considered					1	-

GILBERTI Camilla A Right-handed

Type	↻	%	↺	%	Total	%
Draw	0	-	0	-	0	-
Front	0	-	0	-	0	-
Guard	0	-	0	-	0	-
Raise	0	-	0	-	0	-
Wick / Soft Peeling	0	-	0	-	0	-
Freeze	0	-	0	-	0	-
Take-out	0	-	0	-	0	-
Hit and Roll	0	-	0	-	0	-
Clearing	0	-	0	-	0	-
Double Take-out	0	-	0	-	0	-
Promotion Take-out	0	-	0	-	0	-
All Draws	0	-	0	-	0	-
All Take-outs	0	-	0	-	0	-
<b>Total</b>	<b>0</b>	<b>-</b>	<b>0</b>	<b>-</b>	<b>0</b>	<b>-</b>
Not considered					0	-

ROMEI Angela 2 Right-handed

Type	↻	%	↺	%	Total	%
Draw	44	76	32	77	76	76
Front	3	83	2	88	5	85
Guard	6	100	16	78	22	84
Raise	2	25	2	50	4	38
Wick / Soft Peeling	0	-	0	-	0	-
Freeze	0	-	0	-	0	-
Take-out	24	71	31	86	55	80
Hit and Roll	11	84	10	75	21	80
Clearing	12	75	12	83	24	79
Double Take-out	8	63	5	100	13	77
Promotion Take-out	2	63	3	42	5	50
All Draws	55	77	52	76	107	77
All Take-outs	57	73	61	83	118	78
<b>Total</b>	<b>112</b>	<b>75</b>	<b>113</b>	<b>80</b>	<b>225</b>	<b>77</b>
Not considered					1	-

Team: ITA - Italy

Type	↻	%	↺	%	Total	%
Draw	167	77	163	84	330	80
Front	22	97	38	95	60	95
Guard	24	93	49	84	73	87
Raise	11	48	10	68	21	57
Wick / Soft Peeling	3	75	1	50	4	69
Freeze	0	-	0	-	0	-
Take-out	94	77	120	86	214	82
Hit and Roll	29	80	36	80	65	80
Clearing	19	84	36	93	55	90
Double Take-out	28	67	25	81	53	74
Promotion Take-out	14	63	11	61	25	62
All Draws	227	79	261	85	488	82
All Take-outs	184	76	228	84	412	81
<b>Total</b>	<b>411</b>	<b>78</b>	<b>489</b>	<b>84</b>	<b>900</b>	<b>81</b>
Not considered					3	-

**Note:**

Position and function for each team member:

4 = Fourth, 3 = Third, 2 = Second, 1 = Lead, A = Alternate, S = Skip, V = Vice-Skip

**Legend:**

↻ Clockwise

↺ Counter-clockwise

## Cumulative Player Statistics by Team

### JPN - Japan

FUJISAWA Satsuki

4 S Right-handed

Type	↻	%	↺	%	Total	%
Draw	27	80	34	60	61	69
Front	0	-	0	-	0	-
Guard	5	100	9	100	14	100
Raise	4	44	7	89	11	73
Wick / Soft Peeling	0	-	0	-	0	-
Freeze	0	-	0	-	0	-
Take-out	31	66	24	85	55	75
Hit and Roll	11	70	9	64	20	68
Clearing	8	91	13	100	21	96
Double Take-out	8	66	10	70	18	68
Promotion Take-out	3	67	9	39	12	46
All Draws	36	78	50	72	86	74
All Take-outs	61	70	65	77	126	73
<b>Total</b>	<b>97</b>	<b>73</b>	<b>115</b>	<b>74</b>	<b>212</b>	<b>74</b>
Not considered					4	-

YOSHIDA Yurika

1 Right-handed

Type	↻	%	↺	%	Total	%
Draw	38	85	68	78	106	81
Front	31	88	36	90	67	89
Guard	2	88	9	86	11	86
Raise	0	-	0	-	0	-
Wick / Soft Peeling	0	-	4	100	4	100
Freeze	0	-	0	-	0	-
Take-out	7	93	13	77	20	83
Hit and Roll	4	69	4	75	8	72
Clearing	1	100	1	100	2	100
Double Take-out	0	-	0	-	0	-
Promotion Take-out	0	-	0	-	0	-
All Draws	71	86	117	83	188	84
All Take-outs	12	85	18	78	30	81
<b>Total</b>	<b>83</b>	<b>86</b>	<b>135</b>	<b>82</b>	<b>218</b>	<b>84</b>
Not considered					2	-

YOSHIDA Chinami

3 V Right-handed

Type	↻	%	↺	%	Total	%
Draw	26	72	22	86	48	79
Front	3	92	6	96	9	94
Guard	13	85	12	90	25	87
Raise	3	58	7	68	10	65
Wick / Soft Peeling	1	75	0	-	1	75
Freeze	0	-	0	-	0	-
Take-out	23	70	25	85	48	78
Hit and Roll	10	88	11	80	21	83
Clearing	12	92	21	96	33	95
Double Take-out	4	75	15	77	19	76
Promotion Take-out	3	75	3	67	6	71
All Draws	46	76	47	86	93	81
All Take-outs	52	79	75	85	127	82
<b>Total</b>	<b>98</b>	<b>78</b>	<b>122</b>	<b>85</b>	<b>220</b>	<b>82</b>
Not considered					0	-

ISHIZAKI Kotomi

A Right-handed

Type	↻	%	↺	%	Total	%
Draw	0	-	0	-	0	-
Front	0	-	0	-	0	-
Guard	0	-	0	-	0	-
Raise	0	-	0	-	0	-
Wick / Soft Peeling	0	-	0	-	0	-
Freeze	0	-	0	-	0	-
Take-out	0	-	0	-	0	-
Hit and Roll	0	-	0	-	0	-
Clearing	0	-	0	-	0	-
Double Take-out	0	-	0	-	0	-
Promotion Take-out	0	-	0	-	0	-
All Draws	0	-	0	-	0	-
All Take-outs	0	-	0	-	0	-
<b>Total</b>	<b>0</b>	<b>-</b>	<b>0</b>	<b>-</b>	<b>0</b>	<b>-</b>
Not considered					0	-

SUZUKI Yumi

2 Right-handed

Type	↻	%	↺	%	Total	%
Draw	36	83	38	78	74	80
Front	3	92	4	100	7	96
Guard	4	81	11	93	15	90
Raise	4	69	1	50	5	65
Wick / Soft Peeling	1	100	0	-	1	100
Freeze	0	-	0	-	0	-
Take-out	14	75	21	76	35	76
Hit and Roll	6	83	10	80	16	81
Clearing	16	89	21	87	37	88
Double Take-out	12	71	12	58	24	65
Promotion Take-out	2	63	3	42	5	50
All Draws	48	83	54	82	102	82
All Take-outs	50	79	67	75	117	77
<b>Total</b>	<b>98</b>	<b>81</b>	<b>121</b>	<b>78</b>	<b>219</b>	<b>79</b>
Not considered					1	-

Team: JPN - Japan

Type	↻	%	↺	%	Total	%
Draw	127	81	162	75	289	78
Front	37	89	46	91	83	90
Guard	24	88	41	92	65	90
Raise	11	57	15	77	26	68
Wick / Soft Peeling	2	88	4	100	6	96
Freeze	0	-	0	-	0	-
Take-out	75	71	83	82	158	77
Hit and Roll	31	78	34	75	65	77
Clearing	37	91	56	94	93	92
Double Take-out	24	70	37	69	61	69
Promotion Take-out	8	69	15	45	23	53
All Draws	201	82	268	81	469	81
All Take-outs	175	76	225	79	400	78
<b>Total</b>	<b>376</b>	<b>79</b>	<b>493</b>	<b>80</b>	<b>869</b>	<b>80</b>
Not considered					7	-

**Note:**

Position and function for each team member:

4 = Fourth, 3 = Third, 2 = Second, 1 = Lead, A = Alternate, S = Skip, V = Vice-Skip

**Legend:**

↻ Clockwise

↺ Counter-clockwise



KOR - after Round Robin

Cumulative Player Statistics by Team

KOR - Korea

HA Seungyoun

4 S Right-handed

Type	↻	%	↺	%	Total	%
Draw	46	76	31	77	77	76
Front	1	100	0	-	1	100
Guard	6	79	4	75	10	78
Raise	6	38	2	50	8	41
Wick / Soft Peeling	0	-	0	-	0	-
Freeze	1	100	1	25	2	63
Take-out	34	77	31	79	65	78
Hit and Roll	10	78	10	73	20	75
Clearing	3	100	13	94	16	95
Double Take-out	14	57	15	67	29	62
Promotion Take-out	4	50	2	50	6	50
All Draws	60	73	38	74	98	73
All Take-outs	65	72	71	77	136	75
<b>Total</b>	<b>125</b>	<b>73</b>	<b>109</b>	<b>76</b>	<b>234</b>	<b>74</b>
Not considered					3	-

KIM Sujin

1 Right-handed

Type	↻	%	↺	%	Total	%
Draw	94	87	10	83	104	87
Front	67	88	8	94	75	89
Guard	11	93	1	100	12	94
Raise	3	67	1	25	4	56
Wick / Soft Peeling	0	-	1	50	1	50
Freeze	0	-	0	-	0	-
Take-out	22	91	11	68	33	83
Hit and Roll	0	-	3	75	3	75
Clearing	0	-	1	100	1	100
Double Take-out	0	-	1	50	1	50
Promotion Take-out	4	94	0	-	4	94
All Draws	175	88	21	83	196	87
All Take-outs	26	91	16	70	42	83
<b>Total</b>	<b>201</b>	<b>88</b>	<b>37</b>	<b>78</b>	<b>238</b>	<b>86</b>
Not considered					0	-

KIM Hyerin

3 V Right-handed

Type	↻	%	↺	%	Total	%
Draw	27	81	27	79	54	80
Front	4	100	1	100	5	100
Guard	12	79	8	72	20	76
Raise	3	83	2	25	5	60
Wick / Soft Peeling	0	-	0	-	0	-
Freeze	0	-	0	-	0	-
Take-out	37	84	32	73	69	79
Hit and Roll	7	75	9	81	16	78
Clearing	10	98	11	89	21	93
Double Take-out	15	62	20	78	35	71
Promotion Take-out	9	67	4	50	13	62
All Draws	46	82	38	75	84	79
All Take-outs	78	79	76	76	154	78
<b>Total</b>	<b>124</b>	<b>80</b>	<b>114</b>	<b>76</b>	<b>238</b>	<b>78</b>
Not considered					0	-

Team: KOR - Korea

Type	↻	%	↺	%	Total	%
Draw	203	84	90	80	293	82
Front	77	90	11	95	88	90
Guard	37	84	20	74	57	81
Raise	16	66	8	38	24	56
Wick / Soft Peeling	0	-	1	50	1	50
Freeze	1	100	1	25	2	63
Take-out	121	82	105	79	226	81
Hit and Roll	27	74	38	74	65	74
Clearing	22	89	39	88	61	88
Double Take-out	48	67	50	71	98	69
Promotion Take-out	22	70	10	40	32	61
All Draws	334	84	131	77	465	82
All Take-outs	240	78	242	76	482	77
<b>Total</b>	<b>574</b>	<b>81</b>	<b>373</b>	<b>77</b>	<b>947</b>	<b>80</b>
Not considered					4	-

YANG Taei

2 Right-handed

Type	↻	%	↺	%	Total	%
Draw	36	87	22	84	58	86
Front	5	100	2	100	7	100
Guard	8	84	7	71	15	78
Raise	4	94	3	42	7	71
Wick / Soft Peeling	0	-	0	-	0	-
Freeze	0	-	0	-	0	-
Take-out	28	76	31	90	59	83
Hit and Roll	10	70	16	70	26	70
Clearing	9	75	14	80	23	78
Double Take-out	19	79	14	66	33	73
Promotion Take-out	5	75	4	25	9	53
All Draws	53	88	34	79	87	84
All Take-outs	71	76	79	77	150	76
<b>Total</b>	<b>124</b>	<b>81</b>	<b>113</b>	<b>77</b>	<b>237</b>	<b>79</b>
Not considered					1	-

Note:

Position and function for each team member:

4 = Fourth, 3 = Third, 2 = Second, 1 = Lead, A = Alternate, S = Skip, V = Vice-Skip

Legend:

↻ Clockwise

↺ Counter-clockwise

## Cumulative Player Statistics by Team

### NOR - Norway

SKASLIEN Kristin

4 V Right-handed

Type	↻	%	↺	%	Total	%
Draw	36	67	27	68	63	67
Front	0	-	0	-	0	-
Guard	2	100	3	83	5	90
Raise	4	38	3	33	7	36
Wick / Soft Peeling	0	-	0	-	0	-
Freeze	0	-	0	-	0	-
Take-out	47	80	27	89	74	83
Hit and Roll	17	81	12	83	29	82
Clearing	14	93	9	78	23	87
Double Take-out	7	57	9	56	16	56
Promotion Take-out	5	65	1	100	6	71
All Draws	42	66	33	66	75	66
All Take-outs	90	80	58	81	148	80
<b>Total</b>	<b>132</b>	<b>75</b>	<b>91</b>	<b>76</b>	<b>223</b>	<b>75</b>
Not considered					4	-

ROENNING Martine

1 Left-handed

Type	↻	%	↺	%	Total	%
Draw	69	94	64	89	133	92
Front	13	94	17	87	30	90
Guard	10	73	6	96	16	81
Raise	0	-	0	-	0	-
Wick / Soft Peeling	2	25	0	-	2	25
Freeze	0	-	0	-	0	-
Take-out	16	97	25	89	41	92
Hit and Roll	0	-	3	58	3	58
Clearing	1	50	0	-	1	50
Double Take-out	2	75	0	-	2	75
Promotion Take-out	0	-	0	-	0	-
All Draws	94	90	87	89	181	90
All Take-outs	19	92	28	86	47	88
<b>Total</b>	<b>113</b>	<b>91</b>	<b>115</b>	<b>88</b>	<b>228</b>	<b>89</b>
Not considered					2	-

ROERVIK Marianne

3 S Right-handed

Type	↻	%	↺	%	Total	%
Draw	29	74	20	79	49	76
Front	0	-	1	75	1	75
Guard	8	81	8	84	16	83
Raise	3	92	2	63	5	80
Wick / Soft Peeling	0	-	0	-	0	-
Freeze	0	-	0	-	0	-
Take-out	42	82	35	79	77	81
Hit and Roll	11	75	13	83	24	79
Clearing	18	89	19	100	37	95
Double Take-out	6	83	5	70	11	77
Promotion Take-out	5	55	5	60	10	58
All Draws	40	77	31	79	71	78
All Take-outs	82	81	77	83	159	82
<b>Total</b>	<b>122</b>	<b>80</b>	<b>108</b>	<b>82</b>	<b>230</b>	<b>81</b>
Not considered					0	-

RAMSFJELL Maia

A Right-handed

Type	↻	%	↺	%	Total	%
Draw	0	-	0	-	0	-
Front	0	-	0	-	0	-
Guard	0	-	0	-	0	-
Raise	0	-	0	-	0	-
Wick / Soft Peeling	0	-	0	-	0	-
Freeze	0	-	0	-	0	-
Take-out	0	-	0	-	0	-
Hit and Roll	0	-	0	-	0	-
Clearing	0	-	0	-	0	-
Double Take-out	0	-	0	-	0	-
Promotion Take-out	0	-	0	-	0	-
All Draws	0	-	0	-	0	-
All Take-outs	0	-	0	-	0	-
<b>Total</b>	<b>0</b>	<b>-</b>	<b>0</b>	<b>-</b>	<b>0</b>	<b>-</b>
Not considered					0	-

HASLEV NORDBYE Mille

2 Right-handed

Type	↻	%	↺	%	Total	%
Draw	32	86	20	86	52	86
Front	3	100	1	100	4	100
Guard	7	86	8	81	15	83
Raise	0	-	1	50	1	50
Wick / Soft Peeling	0	-	0	-	0	-
Freeze	0	-	0	-	0	-
Take-out	34	90	33	77	67	84
Hit and Roll	10	73	6	83	16	77
Clearing	24	97	21	92	45	94
Double Take-out	16	75	10	70	26	73
Promotion Take-out	1	75	2	100	3	92
All Draws	42	87	30	84	72	86
All Take-outs	85	87	72	82	157	85
<b>Total</b>	<b>127</b>	<b>87</b>	<b>102</b>	<b>82</b>	<b>229</b>	<b>85</b>
Not considered					1	-

Team: NOR - Norway

Type	↻	%	↺	%	Total	%
Draw	166	83	131	83	297	83
Front	16	95	19	87	35	91
Guard	27	81	25	86	52	83
Raise	7	61	6	46	13	54
Wick / Soft Peeling	2	25	0	-	2	25
Freeze	0	-	0	-	0	-
Take-out	139	85	120	83	259	84
Hit and Roll	38	77	34	81	72	79
Clearing	57	93	49	92	106	92
Double Take-out	31	73	24	65	55	69
Promotion Take-out	11	61	8	75	19	67
All Draws	218	83	181	82	399	82
All Take-outs	276	83	235	82	511	83
<b>Total</b>	<b>494</b>	<b>83</b>	<b>416</b>	<b>82</b>	<b>910</b>	<b>83</b>
Not considered					7	-

#### Note:

Position and function for each team member:

4 = Fourth, 3 = Third, 2 = Second, 1 = Lead, A = Alternate, S = Skip, V = Vice-Skip

#### Legend:

↻ Clockwise

↺ Counter-clockwise



## Cumulative Player Statistics by Team

### NZL - New Zealand

SMITH Jessica

4 S Right-handed

Type	↻	%	↺	%	Total	%
Draw	16	83	21	65	37	73
Front	0	-	1	100	1	100
Guard	0	-	1	75	1	75
Raise	0	-	1	0	1	0
Wick / Soft Peeling	0	-	0	-	0	-
Freeze	0	-	1	0	1	0
Take-out	9	53	11	70	20	63
Hit and Roll	1	100	1	75	2	88
Clearing	0	-	0	-	0	-
Double Take-out	7	54	4	25	11	43
Promotion Take-out	1	25	2	38	3	33
All Draws	16	83	25	62	41	70
All Take-outs	18	54	18	57	36	56
<b>Total</b>	<b>34</b>	<b>68</b>	<b>43</b>	<b>60</b>	<b>77</b>	<b>63</b>
Not considered					0	-

THURLOW Natalie

1 Right-handed

Type	↻	%	↺	%	Total	%
Draw	41	70	41	71	82	70
Front	30	73	27	81	57	77
Guard	1	100	9	78	10	80
Raise	0	-	7	64	7	64
Wick / Soft Peeling	0	-	0	-	0	-
Freeze	0	-	0	-	0	-
Take-out	5	40	23	59	28	55
Hit and Roll	2	100	4	81	6	88
Clearing	0	-	4	81	4	81
Double Take-out	6	54	4	50	10	53
Promotion Take-out	0	-	2	100	2	100
All Draws	72	71	84	75	156	73
All Take-outs	13	56	37	65	50	63
<b>Total</b>	<b>85</b>	<b>69</b>	<b>121</b>	<b>72</b>	<b>206</b>	<b>71</b>
Not considered					2	-

THOMPSON Holly

3 V Right-handed

Type	↻	%	↺	%	Total	%
Draw	33	61	36	72	69	67
Front	4	88	3	83	7	86
Guard	5	90	11	80	16	83
Raise	2	63	2	75	4	69
Wick / Soft Peeling	0	-	1	100	1	100
Freeze	0	-	0	-	0	-
Take-out	21	44	24	59	45	52
Hit and Roll	7	71	11	70	18	71
Clearing	2	63	3	83	5	75
Double Take-out	5	60	7	43	12	50
Promotion Take-out	0	-	1	25	1	25
All Draws	44	67	53	75	97	71
All Take-outs	35	53	46	60	81	57
<b>Total</b>	<b>79</b>	<b>61</b>	<b>99</b>	<b>68</b>	<b>178</b>	<b>65</b>
Not considered					0	-

KINNEY Ruby

A Left-handed

Type	↻	%	↺	%	Total	%
Draw	31	57	22	52	53	55
Front	30	67	19	84	49	73
Guard	1	100	3	67	4	75
Raise	0	-	1	0	1	0
Wick / Soft Peeling	0	-	0	-	0	-
Freeze	0	-	0	-	0	-
Take-out	5	80	7	57	12	67
Hit and Roll	4	75	5	40	9	56
Clearing	0	-	0	-	0	-
Double Take-out	0	-	1	100	1	100
Promotion Take-out	0	-	1	25	1	25
All Draws	62	63	45	66	107	64
All Take-outs	9	78	14	52	23	62
<b>Total</b>	<b>71</b>	<b>64</b>	<b>59</b>	<b>62</b>	<b>130</b>	<b>63</b>
Not considered					0	-

BECKER Bridget

2 Right-handed

Type	↻	%	↺	%	Total	%
Draw	41	62	47	59	88	60
Front	2	75	2	100	4	88
Guard	4	81	4	88	8	84
Raise	4	56	8	63	12	60
Wick / Soft Peeling	1	100	0	-	1	100
Freeze	0	-	0	-	0	-
Take-out	23	76	17	75	40	76
Hit and Roll	10	60	6	88	16	70
Clearing	0	-	2	100	2	100
Double Take-out	11	59	7	36	18	50
Promotion Take-out	4	6	2	38	6	17
All Draws	52	64	61	63	113	63
All Take-outs	48	63	34	68	82	65
<b>Total</b>	<b>100</b>	<b>64</b>	<b>95</b>	<b>65</b>	<b>195</b>	<b>64</b>
Not considered					1	-

Team: NZL - New Zealand

Type	↻	%	↺	%	Total	%
Draw	162	65	167	65	329	65
Front	66	71	52	84	118	76
Guard	11	89	28	79	39	81
Raise	6	58	19	58	25	58
Wick / Soft Peeling	1	100	1	100	2	100
Freeze	0	-	1	0	1	0
Take-out	63	60	82	64	145	62
Hit and Roll	24	71	27	70	51	71
Clearing	2	63	9	86	11	82
Double Take-out	29	57	23	41	52	50
Promotion Take-out	5	10	8	50	13	35
All Draws	246	67	268	69	514	68
All Take-outs	123	59	149	62	272	61
<b>Total</b>	<b>369</b>	<b>65</b>	<b>417</b>	<b>67</b>	<b>786</b>	<b>66</b>
Not considered					3	-

#### Note:

Position and function for each team member:

4 = Fourth, 3 = Third, 2 = Second, 1 = Lead, A = Alternate, S = Skip, V = Vice-Skip

#### Legend:

↻ Clockwise

↺ Counter-clockwise

SCO - after Round Robin

Cumulative Player Statistics by Team

SCO - Scotland

MORRISON Rebecca 4 S Right-handed

Type	↻	%	↺	%	Total	%
Draw	42	79	45	81	87	80
Front	0	-	1	100	1	100
Guard	8	63	10	70	18	67
Raise	6	67	7	25	13	44
Wick / Soft Peeling	1	0	0	-	1	0
Freeze	0	-	2	38	2	38
Take-out	30	80	26	76	56	78
Hit and Roll	15	72	8	84	23	76
Clearing	2	100	2	100	4	100
Double Take-out	11	59	7	50	18	56
Promotion Take-out	2	50	6	67	8	63
All Draws	57	74	65	72	122	73
All Take-outs	60	74	49	73	109	74
<b>Total</b>	<b>117</b>	<b>74</b>	<b>114</b>	<b>73</b>	<b>231</b>	<b>73</b>
Not considered					0	-

JACKSON Sophie 1 Right-handed

Type	↻	%	↺	%	Total	%
Draw	52	86	43	84	95	85
Front	54	95	53	94	107	95
Guard	1	100	5	90	6	92
Raise	4	63	1	50	5	60
Wick / Soft Peeling	0	-	0	-	0	-
Freeze	0	-	0	-	0	-
Take-out	9	81	5	80	14	80
Hit and Roll	3	58	1	75	4	63
Clearing	0	-	0	-	0	-
Double Take-out	1	50	0	-	1	50
Promotion Take-out	1	0	1	50	2	25
All Draws	111	90	102	89	213	90
All Take-outs	14	68	7	75	21	70
<b>Total</b>	<b>125</b>	<b>87</b>	<b>109</b>	<b>88</b>	<b>234</b>	<b>88</b>
Not considered					0	-

AITKEN Gina 3 V Right-handed

Type	↻	%	↺	%	Total	%
Draw	24	74	19	83	43	78
Front	2	100	0	-	2	100
Guard	9	86	6	75	15	82
Raise	3	67	1	100	4	75
Wick / Soft Peeling	0	-	0	-	0	-
Freeze	0	-	0	-	0	-
Take-out	16	70	11	61	27	67
Hit and Roll	6	96	9	81	15	87
Clearing	5	100	2	100	7	100
Double Take-out	13	52	8	50	21	51
Promotion Take-out	4	50	0	-	4	50
All Draws	38	78	26	82	64	79
All Take-outs	44	70	30	67	74	69
<b>Total</b>	<b>82</b>	<b>73</b>	<b>56</b>	<b>74</b>	<b>138</b>	<b>74</b>
Not considered					0	-

DODDS Jennifer A Right-handed

Type	↻	%	↺	%	Total	%
Draw	16	80	10	85	26	82
Front	3	67	0	-	3	67
Guard	10	93	10	88	20	90
Raise	1	75	2	75	3	75
Wick / Soft Peeling	0	-	0	-	0	-
Freeze	0	-	0	-	0	-
Take-out	10	83	8	94	18	88
Hit and Roll	4	75	5	60	9	67
Clearing	3	58	6	83	9	75
Double Take-out	2	50	4	75	6	67
Promotion Take-out	2	25	0	-	2	25
All Draws	30	83	22	85	52	84
All Take-outs	21	69	23	80	44	75
<b>Total</b>	<b>51</b>	<b>77</b>	<b>45</b>	<b>83</b>	<b>96</b>	<b>80</b>
Not considered					0	-

SINCLAIR Sophie 2 Right-handed

Type	↻	%	↺	%	Total	%
Draw	49	76	31	72	80	74
Front	7	100	3	100	10	100
Guard	17	81	8	97	25	86
Raise	8	78	3	67	11	75
Wick / Soft Peeling	1	50	1	75	2	63
Freeze	0	-	0	-	0	-
Take-out	15	70	17	78	32	74
Hit and Roll	11	80	17	75	28	77
Clearing	13	85	8	88	21	86
Double Take-out	6	58	15	52	21	54
Promotion Take-out	2	13	2	25	4	19
All Draws	82	79	46	78	128	78
All Take-outs	47	72	59	70	106	71
<b>Total</b>	<b>129</b>	<b>76</b>	<b>105</b>	<b>73</b>	<b>234</b>	<b>75</b>
Not considered					0	-

Team: SCO - Scotland

Type	↻	%	↺	%	Total	%
Draw	183	80	148	80	331	80
Front	66	95	57	95	123	95
Guard	45	82	39	83	84	82
Raise	22	70	14	48	36	62
Wick / Soft Peeling	2	25	1	75	3	42
Freeze	0	-	2	38	2	38
Take-out	80	77	67	76	147	77
Hit and Roll	39	77	40	76	79	77
Clearing	23	86	18	89	41	87
Double Take-out	33	55	34	54	67	54
Promotion Take-out	11	34	9	56	20	44
All Draws	318	82	261	82	579	82
All Take-outs	186	72	168	72	354	72
<b>Total</b>	<b>504</b>	<b>78</b>	<b>429</b>	<b>78</b>	<b>933</b>	<b>78</b>
Not considered					0	-

Note:

Position and function for each team member:

4 = Fourth, 3 = Third, 2 = Second, 1 = Lead, A = Alternate, S = Skip, V = Vice-Skip

Legend:

↻ Clockwise

↺ Counter-clockwise

## Cumulative Player Statistics by Team

### SUI - Switzerland

PAETZ Alina 4 V Right-handed

Type	↻	%	↺	%	Total	%
Draw	27	91	46	89	73	89
Front	0	-	1	100	1	100
Guard	2	100	5	100	7	100
Raise	0	-	1	100	1	100
Wick / Soft Peeling	0	-	0	-	0	-
Freeze	1	100	0	-	1	100
Take-out	26	81	34	93	60	88
Hit and Roll	3	75	13	83	16	81
Clearing	2	100	14	100	16	100
Double Take-out	5	85	10	75	15	78
Promotion Take-out	1	75	5	80	6	79
All Draws	30	92	53	90	83	91
All Take-outs	37	82	76	89	113	87
<b>Total</b>	<b>67</b>	<b>86</b>	<b>129</b>	<b>90</b>	<b>196</b>	<b>89</b>
Not considered					5	-

SCHWALLER-HUERLIMANN Briar 1 Right-handed

Type	↻	%	↺	%	Total	%
Draw	20	64	87	91	107	86
Front	10	90	29	96	39	94
Guard	0	-	3	67	3	67
Raise	3	67	0	-	3	67
Wick / Soft Peeling	8	69	6	83	14	75
Freeze	0	-	0	-	0	-
Take-out	8	75	16	97	24	90
Hit and Roll	2	88	2	63	4	75
Clearing	1	100	4	100	5	100
Double Take-out	1	100	1	50	2	75
Promotion Take-out	0	-	0	-	0	-
All Draws	41	71	125	91	166	86
All Take-outs	12	81	23	92	35	89
<b>Total</b>	<b>53</b>	<b>74</b>	<b>148</b>	<b>92</b>	<b>201</b>	<b>87</b>
Not considered					1	-

TIRINZONI Silvana 3 S Right-handed

Type	↻	%	↺	%	Total	%
Draw	23	83	12	81	35	82
Front	0	-	0	-	0	-
Guard	4	100	4	56	8	78
Raise	1	0	7	79	8	69
Wick / Soft Peeling	0	-	0	-	0	-
Freeze	0	-	1	100	1	100
Take-out	29	91	36	85	65	88
Hit and Roll	12	83	10	70	22	77
Clearing	14	98	17	91	31	94
Double Take-out	10	45	10	68	20	56
Promotion Take-out	3	100	9	83	12	88
All Draws	28	82	24	77	52	80
All Take-outs	68	85	82	82	150	83
<b>Total</b>	<b>96</b>	<b>84</b>	<b>106</b>	<b>81</b>	<b>202</b>	<b>82</b>
Not considered					0	-

Team: SUI - Switzerland

Type	↻	%	↺	%	Total	%
Draw	94	80	161	89	255	85
Front	11	91	32	96	43	95
Guard	8	84	19	84	27	84
Raise	4	50	12	77	16	70
Wick / Soft Peeling	8	69	6	83	14	75
Freeze	1	100	1	100	2	100
Take-out	91	85	112	90	203	87
Hit and Roll	25	82	34	73	59	77
Clearing	29	96	65	96	94	96
Double Take-out	22	72	37	71	59	71
Promotion Take-out	5	75	21	79	26	78
All Draws	126	79	231	89	357	86
All Take-outs	172	84	269	86	441	85
<b>Total</b>	<b>298</b>	<b>82</b>	<b>500</b>	<b>87</b>	<b>798</b>	<b>85</b>
Not considered					9	-

HOWALD Carole 2 Right-handed

Type	↻	%	↺	%	Total	%
Draw	24	77	16	83	40	79
Front	1	100	2	100	3	100
Guard	2	38	7	96	9	83
Raise	0	-	4	69	4	69
Wick / Soft Peeling	0	-	0	-	0	-
Freeze	0	-	0	-	0	-
Take-out	28	84	26	88	54	86
Hit and Roll	8	81	9	64	17	72
Clearing	12	92	30	97	42	95
Double Take-out	6	100	16	72	22	80
Promotion Take-out	1	0	7	71	8	63
All Draws	27	75	29	85	56	80
All Take-outs	55	85	88	84	143	85
<b>Total</b>	<b>82</b>	<b>82</b>	<b>117</b>	<b>84</b>	<b>199</b>	<b>83</b>
Not considered					3	-

#### Note:

Position and function for each team member:

4 = Fourth, 3 = Third, 2 = Second, 1 = Lead, A = Alternate, S = Skip, V = Vice-Skip

#### Legend:

↻ Clockwise

↺ Counter-clockwise

## Cumulative Player Statistics by Team

### SWE - Sweden

HASSELBORG Anna 4 S Right-handed

Type	↻	%	↺	%	Total	%
Draw	35	72	38	70	73	71
Front	0	-	0	-	0	-
Guard	3	33	5	80	8	63
Raise	2	50	5	70	7	64
Wick / Soft Peeling	0	-	0	-	0	-
Freeze	0	-	1	0	1	0
Take-out	30	93	30	87	60	90
Hit and Roll	5	85	7	68	12	75
Clearing	9	89	9	94	18	92
Double Take-out	11	61	12	85	23	74
Promotion Take-out	7	43	4	56	11	48
All Draws	40	68	49	70	89	69
All Take-outs	62	81	62	83	124	82
<b>Total</b>	<b>102</b>	<b>76</b>	<b>111</b>	<b>77</b>	<b>213</b>	<b>77</b>
Not considered					0	-

MABERGS Sofia 1 Right-handed

Type	↻	%	↺	%	Total	%
Draw	28	88	77	85	105	85
Front	9	83	56	92	65	91
Guard	0	-	7	64	7	64
Raise	0	-	0	-	0	-
Wick / Soft Peeling	1	0	3	67	4	50
Freeze	0	-	0	-	0	-
Take-out	6	83	17	79	23	80
Hit and Roll	4	81	3	75	7	79
Clearing	2	50	0	-	2	50
Double Take-out	0	-	0	-	0	-
Promotion Take-out	0	-	0	-	0	-
All Draws	38	84	143	86	181	86
All Take-outs	12	77	20	79	32	78
<b>Total</b>	<b>50</b>	<b>83</b>	<b>163</b>	<b>85</b>	<b>213</b>	<b>85</b>
Not considered					1	-

McMANUS Sara 3 V Right-handed

Type	↻	%	↺	%	Total	%
Draw	28	74	23	63	51	69
Front	0	-	0	-	0	-
Guard	6	67	6	88	12	77
Raise	3	75	9	75	12	75
Wick / Soft Peeling	0	-	2	75	2	75
Freeze	0	-	0	-	0	-
Take-out	18	88	33	86	51	87
Hit and Roll	9	78	15	92	24	86
Clearing	13	100	19	95	32	97
Double Take-out	7	68	14	84	21	79
Promotion Take-out	2	63	5	100	7	89
All Draws	37	73	40	70	77	71
All Take-outs	49	85	86	90	135	88
<b>Total</b>	<b>86</b>	<b>80</b>	<b>126</b>	<b>83</b>	<b>212</b>	<b>82</b>
Not considered					2	-

HELDIN Johanna A Right-handed

Type	↻	%	↺	%	Total	%
Draw	0	-	0	-	0	-
Front	0	-	0	-	0	-
Guard	0	-	0	-	0	-
Raise	0	-	0	-	0	-
Wick / Soft Peeling	0	-	0	-	0	-
Freeze	0	-	0	-	0	-
Take-out	0	-	0	-	0	-
Hit and Roll	0	-	0	-	0	-
Clearing	0	-	0	-	0	-
Double Take-out	0	-	0	-	0	-
Promotion Take-out	0	-	0	-	0	-
All Draws	0	-	0	-	0	-
All Take-outs	0	-	0	-	0	-
<b>Total</b>	<b>0</b>	<b>-</b>	<b>0</b>	<b>-</b>	<b>0</b>	<b>-</b>
Not considered					0	-

KNOCHENHAUER Agnes 2 Right-handed

Type	↻	%	↺	%	Total	%
Draw	28	74	29	85	57	80
Front	3	100	3	100	6	100
Guard	6	88	10	95	16	92
Raise	1	50	3	50	4	50
Wick / Soft Peeling	0	-	1	100	1	100
Freeze	0	-	0	-	0	-
Take-out	15	73	23	87	38	82
Hit and Roll	10	58	15	75	25	68
Clearing	12	96	28	98	40	98
Double Take-out	10	73	13	73	23	73
Promotion Take-out	1	25	2	75	3	58
All Draws	38	78	46	86	84	82
All Take-outs	48	74	81	86	129	82
<b>Total</b>	<b>86</b>	<b>76</b>	<b>127</b>	<b>86</b>	<b>213</b>	<b>82</b>
Not considered					1	-

Team: SWE - Sweden

Type	↻	%	↺	%	Total	%
Draw	119	77	167	79	286	78
Front	12	88	59	93	71	92
Guard	15	68	28	83	43	78
Raise	6	63	17	69	23	67
Wick / Soft Peeling	1	0	6	75	7	64
Freeze	0	-	1	0	1	0
Take-out	69	87	103	85	172	86
Hit and Roll	28	72	40	80	68	77
Clearing	36	93	56	96	92	95
Double Take-out	28	67	39	81	67	75
Promotion Take-out	10	45	11	80	21	63
All Draws	153	76	278	81	431	79
All Take-outs	171	80	249	86	420	84
<b>Total</b>	<b>324</b>	<b>78</b>	<b>527</b>	<b>83</b>	<b>851</b>	<b>81</b>
Not considered					4	-

#### Note:

Position and function for each team member:

4 = Fourth, 3 = Third, 2 = Second, 1 = Lead, A = Alternate, S = Skip, V = Vice-Skip

#### Legend:

↻ Clockwise

↺ Counter-clockwise

TUR - after Round Robin

Cumulative Player Statistics by Team

TUR - Türkiye

YILDIZ Dilsat 4 S Right-handed

Type	↻	%	↺	%	Total	%
Draw	37	71	34	76	71	74
Front	0	-	0	-	0	-
Guard	11	89	5	75	16	84
Raise	2	88	2	13	4	50
Wick / Soft Peeling	0	-	0	-	0	-
Freeze	0	-	0	-	0	-
Take-out	24	84	32	75	56	79
Hit and Roll	10	85	6	67	16	78
Clearing	8	91	4	100	12	94
Double Take-out	11	59	8	63	19	61
Promotion Take-out	5	40	10	63	15	55
All Draws	50	76	41	73	91	74
All Take-outs	58	77	60	72	118	74
<b>Total</b>	<b>108</b>	<b>76</b>	<b>101</b>	<b>73</b>	<b>209</b>	<b>74</b>
Not considered					6	-

SENGUL Berfin 1 Right-handed

Type	↻	%	↺	%	Total	%
Draw	69	86	33	74	102	82
Front	56	85	18	100	74	89
Guard	7	43	0	-	7	43
Raise	2	38	0	-	2	38
Wick / Soft Peeling	0	-	0	-	0	-
Freeze	0	-	0	-	0	-
Take-out	16	92	9	75	25	86
Hit and Roll	2	50	1	50	3	50
Clearing	0	-	1	100	1	100
Double Take-out	1	75	0	-	1	75
Promotion Take-out	0	-	0	-	0	-
All Draws	134	82	51	83	185	83
All Take-outs	19	87	11	75	30	83
<b>Total</b>	<b>153</b>	<b>83</b>	<b>62</b>	<b>82</b>	<b>215</b>	<b>83</b>
Not considered					1	-

POLAT Oznur 3 V Right-handed

Type	↻	%	↺	%	Total	%
Draw	22	76	27	73	49	74
Front	0	-	0	-	0	-
Guard	7	82	6	88	13	85
Raise	6	50	7	68	13	60
Wick / Soft Peeling	0	-	0	-	0	-
Freeze	0	-	0	-	0	-
Take-out	36	81	27	78	63	79
Hit and Roll	16	69	13	83	29	75
Clearing	6	96	8	81	14	88
Double Take-out	13	88	11	66	24	78
Promotion Take-out	8	84	3	50	11	75
All Draws	35	73	40	74	75	74
All Take-outs	79	81	62	76	141	79
<b>Total</b>	<b>114</b>	<b>79</b>	<b>102</b>	<b>75</b>	<b>216</b>	<b>77</b>
Not considered					0	-

CALIKUSU Ifayet Safak A Right-handed

Type	↻	%	↺	%	Total	%
Draw	22	76	16	77	38	76
Front	0	-	0	-	0	-
Guard	4	69	1	100	5	75
Raise	4	88	4	56	8	72
Wick / Soft Peeling	1	100	0	-	1	100
Freeze	0	-	0	-	0	-
Take-out	20	73	22	67	42	70
Hit and Roll	4	81	3	67	7	75
Clearing	10	93	8	97	18	94
Double Take-out	5	55	5	60	10	58
Promotion Take-out	1	25	2	50	3	42
All Draws	31	77	21	74	52	76
All Take-outs	40	75	40	71	80	73
<b>Total</b>	<b>71</b>	<b>76</b>	<b>61</b>	<b>72</b>	<b>132</b>	<b>74</b>
Not considered					0	-

POLAT Mihriban 2 Right-handed

Type	↻	%	↺	%	Total	%
Draw	16	55	22	84	38	72
Front	0	-	0	-	0	-
Guard	3	58	3	58	6	58
Raise	0	-	1	100	1	100
Wick / Soft Peeling	0	-	0	-	0	-
Freeze	0	-	0	-	0	-
Take-out	12	67	11	55	23	61
Hit and Roll	1	100	2	63	3	75
Clearing	4	100	1	100	5	100
Double Take-out	5	60	3	50	8	56
Promotion Take-out	0	-	0	-	0	-
All Draws	19	55	26	82	45	71
All Take-outs	22	73	17	57	39	66
<b>Total</b>	<b>41</b>	<b>65</b>	<b>43</b>	<b>72</b>	<b>84</b>	<b>68</b>
Not considered					0	-

Team: TUR - Türkiye

Type	↻	%	↺	%	Total	%
Draw	166	77	132	77	298	77
Front	56	85	18	100	74	89
Guard	32	72	15	78	47	74
Raise	14	64	14	59	28	62
Wick / Soft Peeling	1	100	0	-	1	100
Freeze	0	-	0	-	0	-
Take-out	108	80	101	72	209	76
Hit and Roll	33	75	25	74	58	75
Clearing	28	94	22	92	50	93
Double Take-out	35	70	27	62	62	67
Promotion Take-out	14	64	15	58	29	61
All Draws	269	77	179	78	448	78
All Take-outs	218	78	190	72	408	75
<b>Total</b>	<b>487</b>	<b>78</b>	<b>369</b>	<b>75</b>	<b>856</b>	<b>77</b>
Not considered					7	-

Note:

Position and function for each team member:

4 = Fourth, 3 = Third, 2 = Second, 1 = Lead, A = Alternate, S = Skip, V = Vice-Skip

Legend:

↻ Clockwise

↺ Counter-clockwise

## Cumulative Player Statistics by Team

### USA - United States

PETERSON Tabitha

4 S Right-handed

Type	↻	%	↺	%	Total	%
Draw	36	80	37	79	73	79
Front	1	100	0	-	1	100
Guard	8	94	9	94	17	94
Raise	10	65	3	67	13	65
Wick / Soft Peeling	0	-	0	-	0	-
Freeze	0	-	0	-	0	-
Take-out	25	85	25	85	50	85
Hit and Roll	10	75	7	86	17	79
Clearing	3	100	4	100	7	100
Double Take-out	10	68	12	65	22	66
Promotion Take-out	6	96	9	50	15	68
All Draws	55	80	49	81	104	80
All Take-outs	54	82	57	76	111	79
<b>Total</b>	<b>109</b>	<b>81</b>	<b>106</b>	<b>79</b>	<b>215</b>	<b>80</b>
Not considered					1	-

PETERSON Tara

1 Right-handed

Type	↻	%	↺	%	Total	%
Draw	64	93	45	78	109	87
Front	38	90	31	88	69	89
Guard	2	88	5	65	7	71
Raise	1	0	0	-	1	0
Wick / Soft Peeling	1	100	0	-	1	100
Freeze	0	-	0	-	0	-
Take-out	10	100	7	86	17	94
Hit and Roll	0	-	1	75	1	75
Clearing	0	-	0	-	0	-
Double Take-out	1	100	0	-	1	100
Promotion Take-out	0	-	0	-	0	-
All Draws	106	91	81	81	187	87
All Take-outs	11	100	8	84	19	93
<b>Total</b>	<b>117</b>	<b>92</b>	<b>89</b>	<b>81</b>	<b>206</b>	<b>87</b>
Not considered					0	-

THIESSE Cory

3 V Right-handed

Type	↻	%	↺	%	Total	%
Draw	24	94	22	83	46	89
Front	4	100	2	100	6	100
Guard	17	79	17	81	34	80
Raise	6	79	1	50	7	75
Wick / Soft Peeling	0	-	0	-	0	-
Freeze	0	-	0	-	0	-
Take-out	28	89	16	92	44	90
Hit and Roll	5	80	14	86	19	84
Clearing	9	86	17	91	26	89
Double Take-out	14	63	13	63	27	63
Promotion Take-out	5	70	4	88	9	78
All Draws	51	88	42	82	93	85
All Take-outs	61	80	64	84	125	82
<b>Total</b>	<b>112</b>	<b>84</b>	<b>106</b>	<b>83</b>	<b>218</b>	<b>84</b>
Not considered					0	-

PERSINGER Vicky

A Right-handed

Type	↻	%	↺	%	Total	%
Draw	9	86	3	100	12	90
Front	1	100	1	100	2	100
Guard	1	100	2	100	3	100
Raise	1	100	0	-	1	100
Wick / Soft Peeling	0	-	0	-	0	-
Freeze	0	-	0	-	0	-
Take-out	1	100	0	-	1	100
Hit and Roll	1	75	0	-	1	75
Clearing	3	100	4	100	7	100
Double Take-out	2	75	1	50	3	67
Promotion Take-out	0	-	0	-	0	-
All Draws	12	90	6	100	18	93
All Take-outs	7	89	5	90	12	90
<b>Total</b>	<b>19</b>	<b>89</b>	<b>11</b>	<b>95</b>	<b>30</b>	<b>92</b>
Not considered					0	-

HAMILTON Becca

2 Right-handed

Type	↻	%	↺	%	Total	%
Draw	42	83	28	82	70	83
Front	5	95	3	100	8	97
Guard	9	83	6	83	15	83
Raise	4	75	2	88	6	79
Wick / Soft Peeling	1	100	0	-	1	100
Freeze	0	-	0	-	0	-
Take-out	11	82	20	76	31	78
Hit and Roll	8	81	10	83	18	82
Clearing	15	85	17	88	32	87
Double Take-out	7	79	6	58	13	69
Promotion Take-out	2	38	3	67	5	55
All Draws	61	84	39	84	100	84
All Take-outs	43	80	56	79	99	79
<b>Total</b>	<b>104</b>	<b>82</b>	<b>95</b>	<b>81</b>	<b>199</b>	<b>82</b>
Not considered					1	-

Team: USA - United States

Type	↻	%	↺	%	Total	%
Draw	175	87	135	81	310	84
Front	49	92	37	90	86	91
Guard	37	84	39	83	76	84
Raise	22	69	6	71	28	70
Wick / Soft Peeling	2	100	0	-	2	100
Freeze	0	-	0	-	0	-
Take-out	75	88	68	84	143	86
Hit and Roll	24	78	32	84	56	82
Clearing	30	88	42	92	72	90
Double Take-out	34	69	32	63	66	66
Promotion Take-out	13	77	16	63	29	69
All Draws	285	86	217	82	502	85
All Take-outs	176	82	190	80	366	81
<b>Total</b>	<b>461</b>	<b>85</b>	<b>407</b>	<b>81</b>	<b>868</b>	<b>83</b>
Not considered					2	-

**Note:**

Position and function for each team member:

4 = Fourth, 3 = Third, 2 = Second, 1 = Lead, A = Alternate, S = Skip, V = Vice-Skip

**Legend:**

↻ Clockwise

↺ Counter-clockwise



## Session Results and Standings

Sheet	Game	Team	LSFE	1	2	3	4	5	6	7	8	9	10	Extra Ends	Total
A	12	SCO - Scotland		0	1	0	1	0	3	0	0	2	0		7
	12	TUR - Türkiye	*	2	0	1	0	3	0	1	1	0	2		10
B	12	SWE - Sweden		0	2	0	1	0	0	0	1	0	X		4
	12	DEN - Denmark	*	2	0	1	0	0	2	1	0	3	X		9
C	12	NOR - Norway	*	0	0	2	0	0	1	0	2	0	1		6
	12	GER - Germany		0	0	0	0	1	0	1	0	1	0		3
D	12	KOR - Korea	*	0	1	0	1	0	0	0	1	0	0		3
	12	SUI - Switzerland		0	0	2	0	0	0	1	0	0	2		5

## Standings after Round Robin

Rank	Team	Games	Wins	Losses	
1	SUI - Switzerland	12	12	0	Q
2	NOR - Norway	12	8	4	Q
3	CAN - Canada	12	7	5	Q w2,1
4	ITA - Italy	12	7	5	Q w2,0
5	SWE - Sweden	12	7	5	Q w1,1
6	JPN - Japan	12	7	5	Q w1,0
7	USA - United States	12	6	6	w1
8	TUR - Türkiye	12	6	6	w0
9	KOR - Korea	12	5	7	w2
10	GER - Germany	12	5	7	w1
11	DEN - Denmark	12	5	7	w0
12	SCO - Scotland	12	3	9	
13	NZL - New Zealand	12	0	12	

### Legend:

LSFE(\*) Last Stone First End

Q Qualified for the play-offs

wn Number of wins (n) against tied teams

X Unplayed/unfinished end due to concession

FRI 24 MAR 2023  
Start Time 19:00

Round Robin Session 20 - Sheet A

## Game Results

Sheet	Game	Team	LSFE	1	2	3	4	5	6	7	8	9	10	Extra Ends	Total
A	12	SCO - Scotland		0	1	0	1	0	3	0	0	2	0		7
	12	TUR - Türkiye	*	2	0	1	0	3	0	1	1	0	2		10

SCO - Scotland		Shot Success	Game	All
4 S	MORRISON Rebecca	66%	73%	
3 V	AITKEN Gina	85%	74%	
2	SINCLAIR Sophie	70%	75%	
1	JACKSON Sophie	94%	88%	
A	DODDS Jennifer	-	80%	
Team Total		79%	78%	

TUR - Türkiye		Shot Success	Game	All
4 S	YILDIZ Dilsat	87%	74%	
3 V	POLAT Oznur	81%	77%	
2	CALIKUSU Ifayet Safak	73%	74%	
1	SENGUL Berfin	80%	83%	
A	POLAT Mihriban	-	68%	
Team Total		80%	77%	

Last Stone Draw		Distance
⌚	JACKSON Sophie	43.8cm
⌚	AITKEN Gina	26.7cm
<b>Total</b>		<b>70.5cm</b>

Last Stone Draw		Distance
⌚	POLAT Oznur	5.8cm
⌚	SENGUL Berfin	16.0cm
<b>Total</b>		<b>21.8cm</b>

Time remaining: 0 minutes 59 seconds

Time remaining: 2 minutes 45 seconds

Time-out: End 10 - SCO stone 8

## Shot Success Analysis

SCO - Scotland		⌚	⌚	Game	
4	MORRISON Rebecca	Draws	12 67%	2 38%	14 63%
		Take-outs	2 75%	4 75%	6 75%
		Total	14 68%	6 63%	20 66%
3	AITKEN Gina	Draws	7 86%	2 100%	9 89%
		Take-outs	5 95%	6 71%	11 82%
		Total	12 90%	8 78%	20 85%
2	SINCLAIR Sophie	Draws	8 66%	3 67%	11 66%
		Take-outs	4 75%	5 75%	9 75%
		Total	12 69%	8 72%	20 70%
1	JACKSON Sophie	Draws	8 91%	10 98%	18 94%
		Take-outs	1 100%	1 75%	2 88%
		Total	9 92%	11 95%	20 94%
A	DODDS Jennifer	Draws	0 -	0 -	0 -
		Take-outs	0 -	0 -	0 -
		Total	0 -	0 -	0 -
Team		Draws	35 76%	17 85%	52 79%
		Take-outs	12 85%	16 73%	28 79%
		Total	47 78%	33 80%	80 79%

TUR - Türkiye		⌚	⌚	Game	
4	YILDIZ Dilsat	Draws	4 88%	1 75%	5 85%
		Take-outs	8 84%	6 92%	14 88%
		Total	12 85%	7 89%	19 87%
3	POLAT Oznur	Draws	1 100%	3 83%	4 88%
		Take-outs	8 81%	8 78%	16 80%
		Total	9 83%	11 80%	20 81%
2	CALIKUSU Ifayet Safak	Draws	5 100%	1 100%	6 100%
		Take-outs	6 58%	8 63%	14 61%
		Total	11 77%	9 67%	20 73%
1	SENGUL Berfin	Draws	15 88%	2 75%	17 87%
		Take-outs	1 25%	2 50%	3 42%
		Total	16 84%	4 63%	20 80%
A	POLAT Mihriban	Draws	0 -	0 -	0 -
		Take-outs	0 -	0 -	0 -
		Total	0 -	0 -	0 -
Team		Draws	25 91%	7 82%	32 89%
		Take-outs	23 74%	24 74%	47 74%
		Total	48 83%	31 76%	79 80%

**Note:**  
Position and function for each team member:  
4 = Fourth, 3 = Third, 2 = Second, 1 = Lead, A = Alternate, S = Skip, V = Vice-Skip

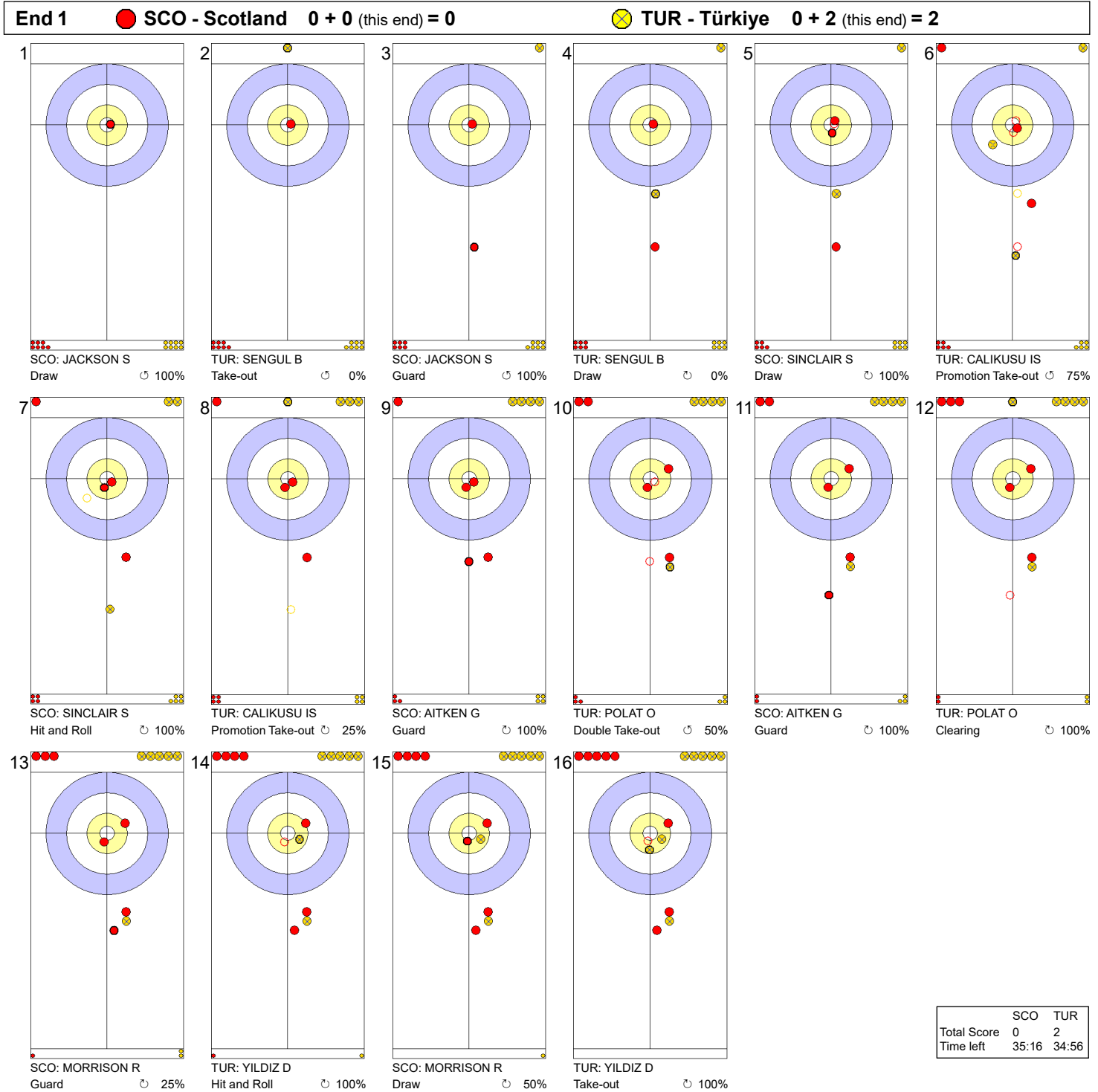
**Legend:**  
⌚ Clockwise      ⌚ Counter-clockwise      LSFE(\*) Last Stone First End



**FRI 24 MAR 2023**  
 Start Time 19:00

**Round Robin Session 20 - Sheet A**

**Game - Shot by Shot**

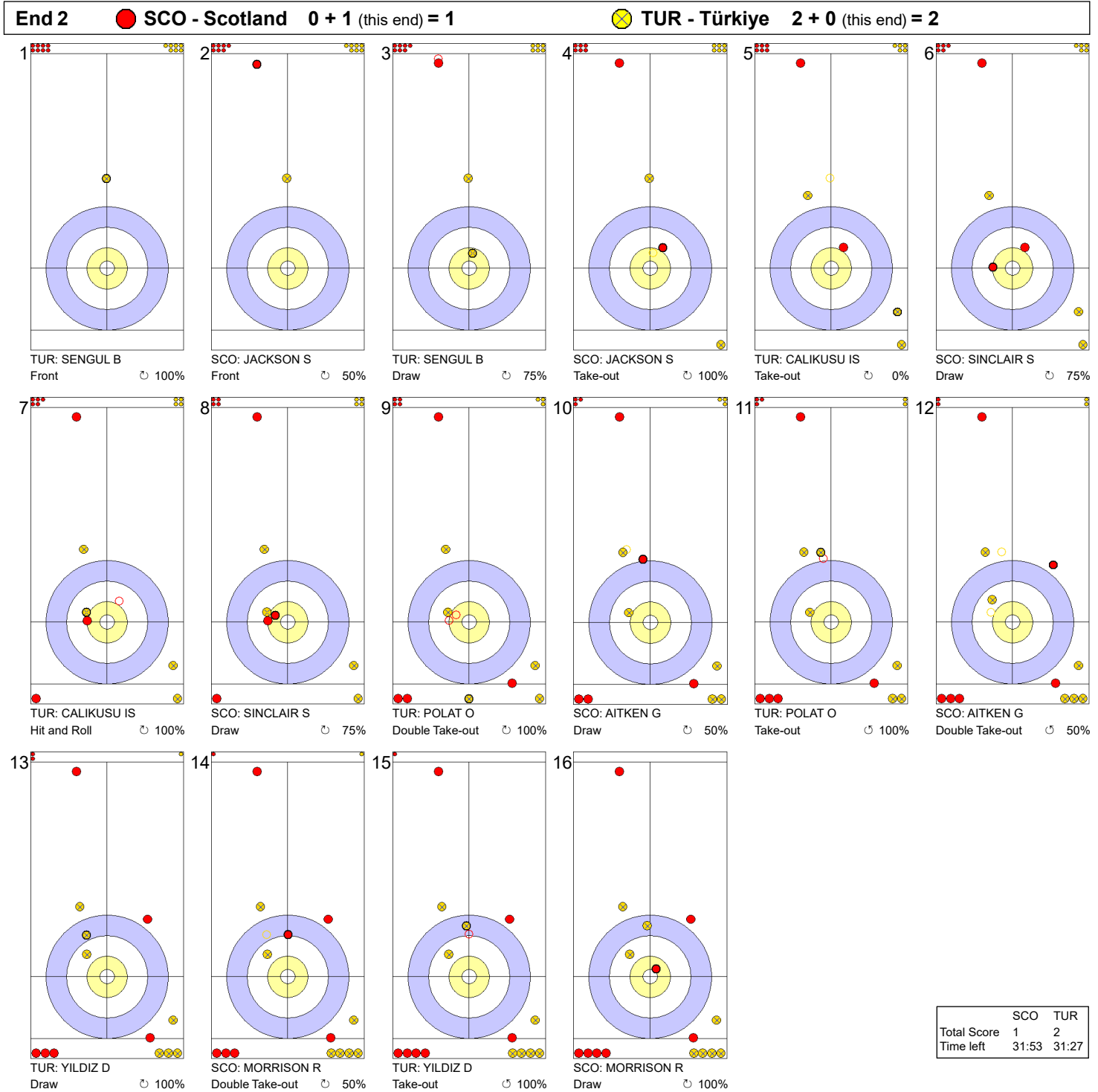


**Legend:**  
 ↻ Clockwise      ↺ Counter-clockwise      - Not considered

**FRI 24 MAR 2023**  
 Start Time 19:00

**Round Robin Session 20 - Sheet A**

**Game - Shot by Shot**




**Legend:**  
 ↻ Clockwise      ↺ Counter-clockwise      - Not considered

**FRI 24 MAR 2023**  
 Start Time 19:00

**Round Robin Session 20 - Sheet A**

**Game - Shot by Shot**




**Legend:**  
 ↻ Clockwise                      ↺ Counter-clockwise                      - Not considered



**FRI 24 MAR 2023**  
 Start Time 19:00

**Round Robin Session 20 - Sheet A**

**Game - Shot by Shot**



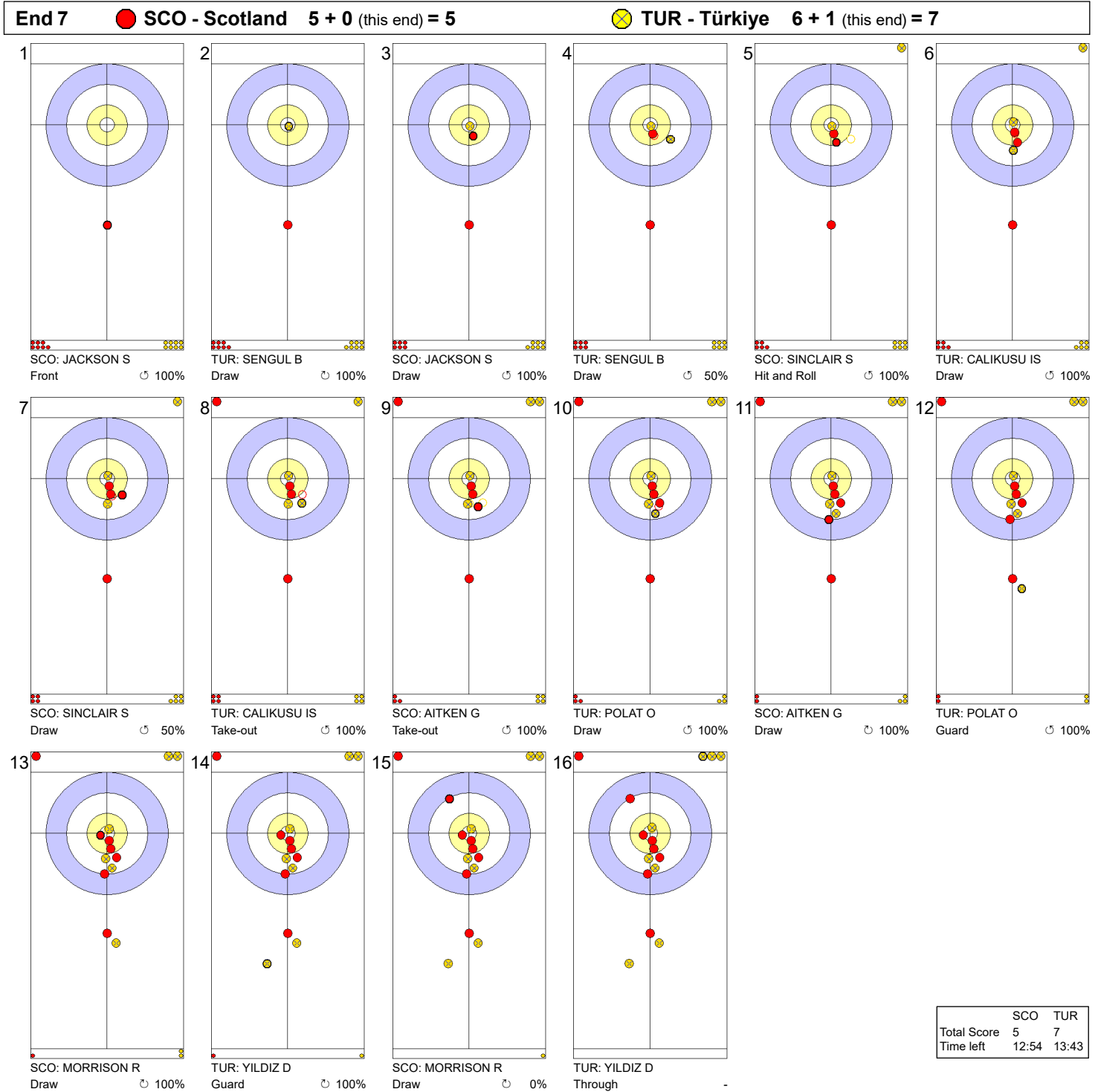
**Legend:**  
 ↻ Clockwise      ↺ Counter-clockwise      - Not considered



**FRI 24 MAR 2023**  
 Start Time 19:00

**Round Robin Session 20 - Sheet A**

**Game - Shot by Shot**



**Legend:**  
 ↻ Clockwise      ↺ Counter-clockwise      - Not considered

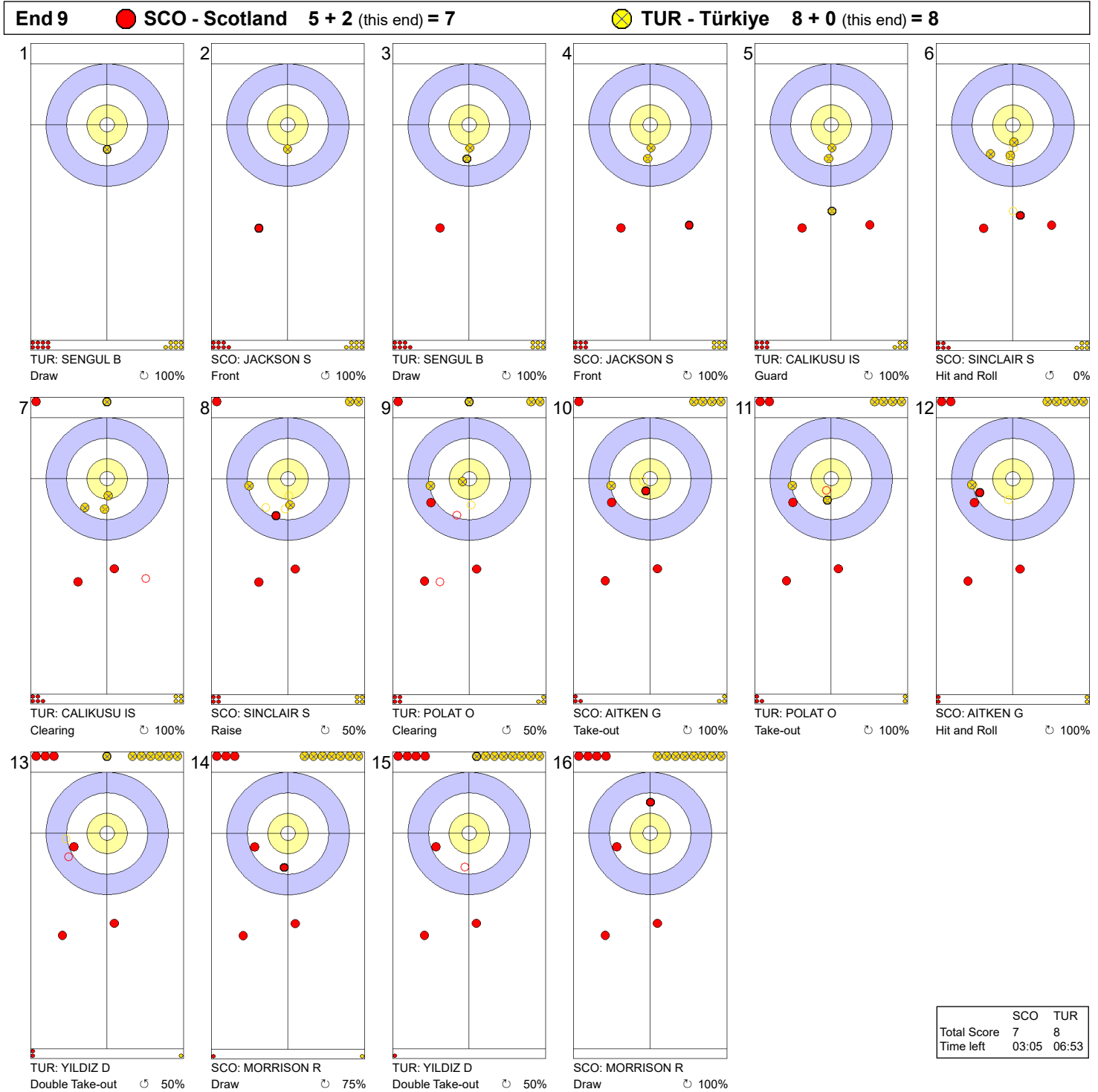




**FRI 24 MAR 2023**  
 Start Time 19:00

**Round Robin Session 20 - Sheet A**

**Game - Shot by Shot**

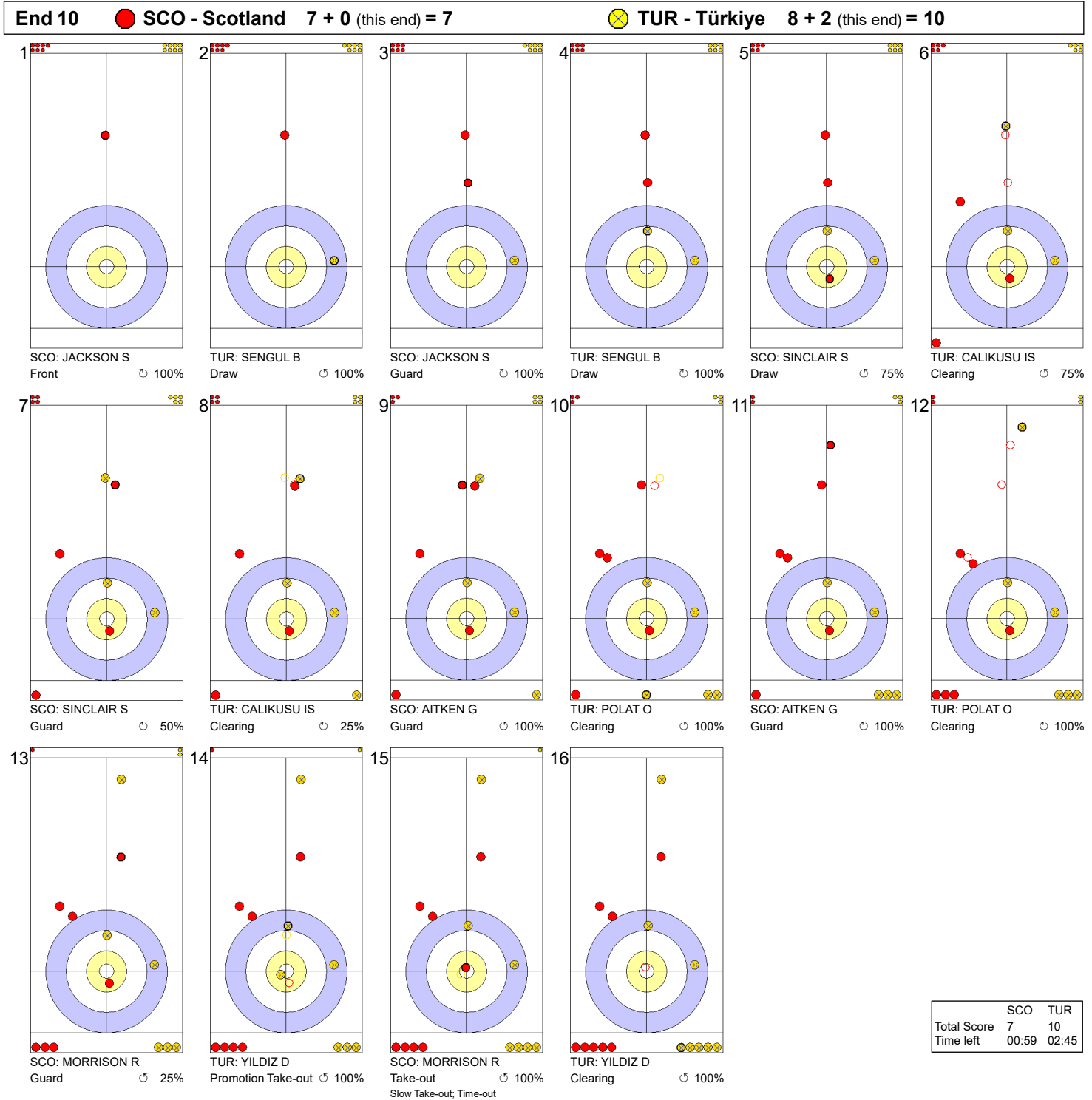


**Legend:**  
 ↻ Clockwise      ↺ Counter-clockwise      - Not considered

**FRI 24 MAR 2023**  
 Start Time 19:00

**Round Robin Session 20 - Sheet A**

**Game - Shot by Shot**



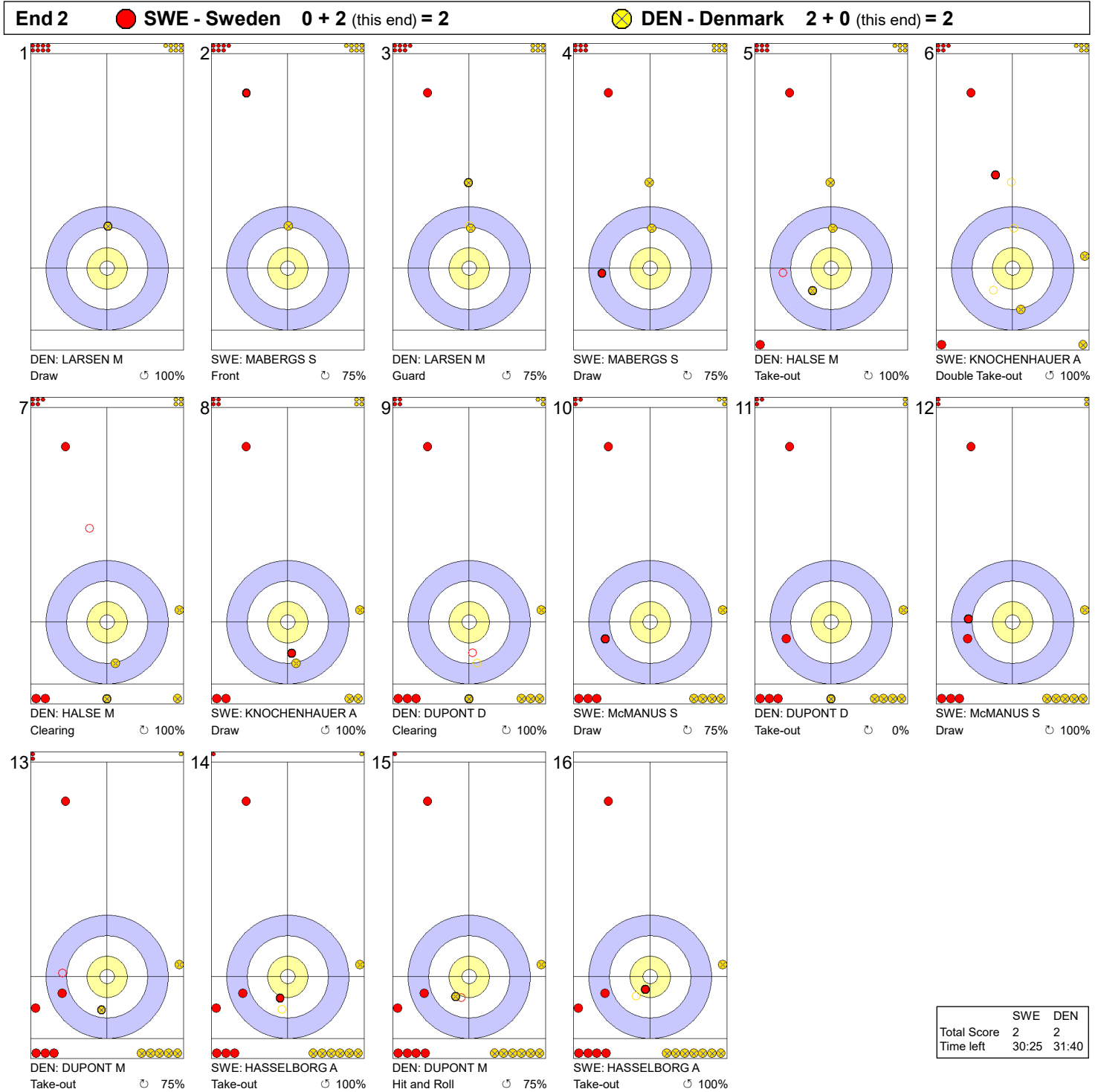




FRI 24 MAR 2023  
Start Time 19:00

Round Robin Session 20 - Sheet B

Game - Shot by Shot

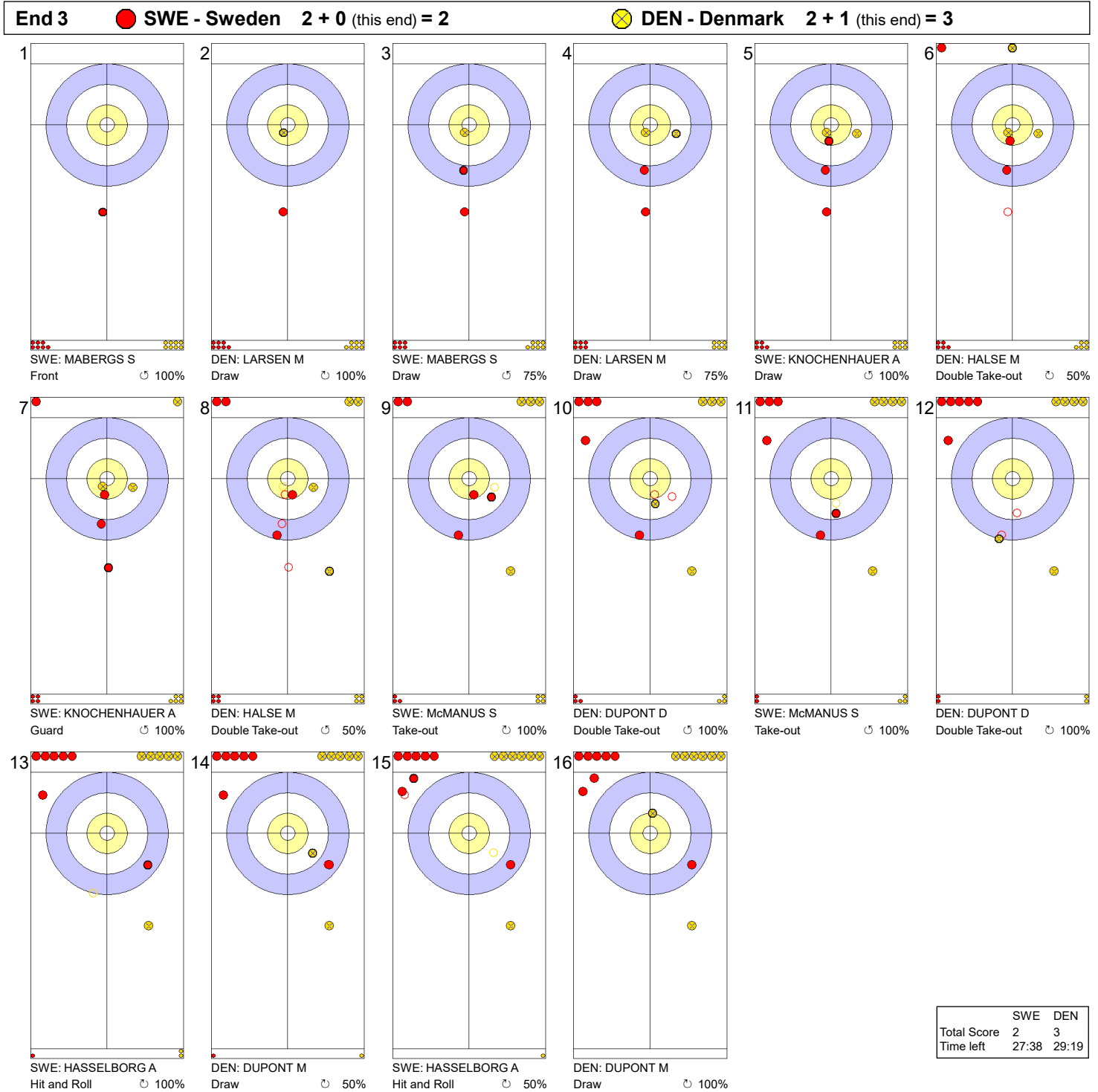


**Legend:**  
 ↻ Clockwise      ↺ Counter-clockwise      - Not considered

**FRI 24 MAR 2023**  
 Start Time 19:00

**Round Robin Session 20 - Sheet B**

**Game - Shot by Shot**

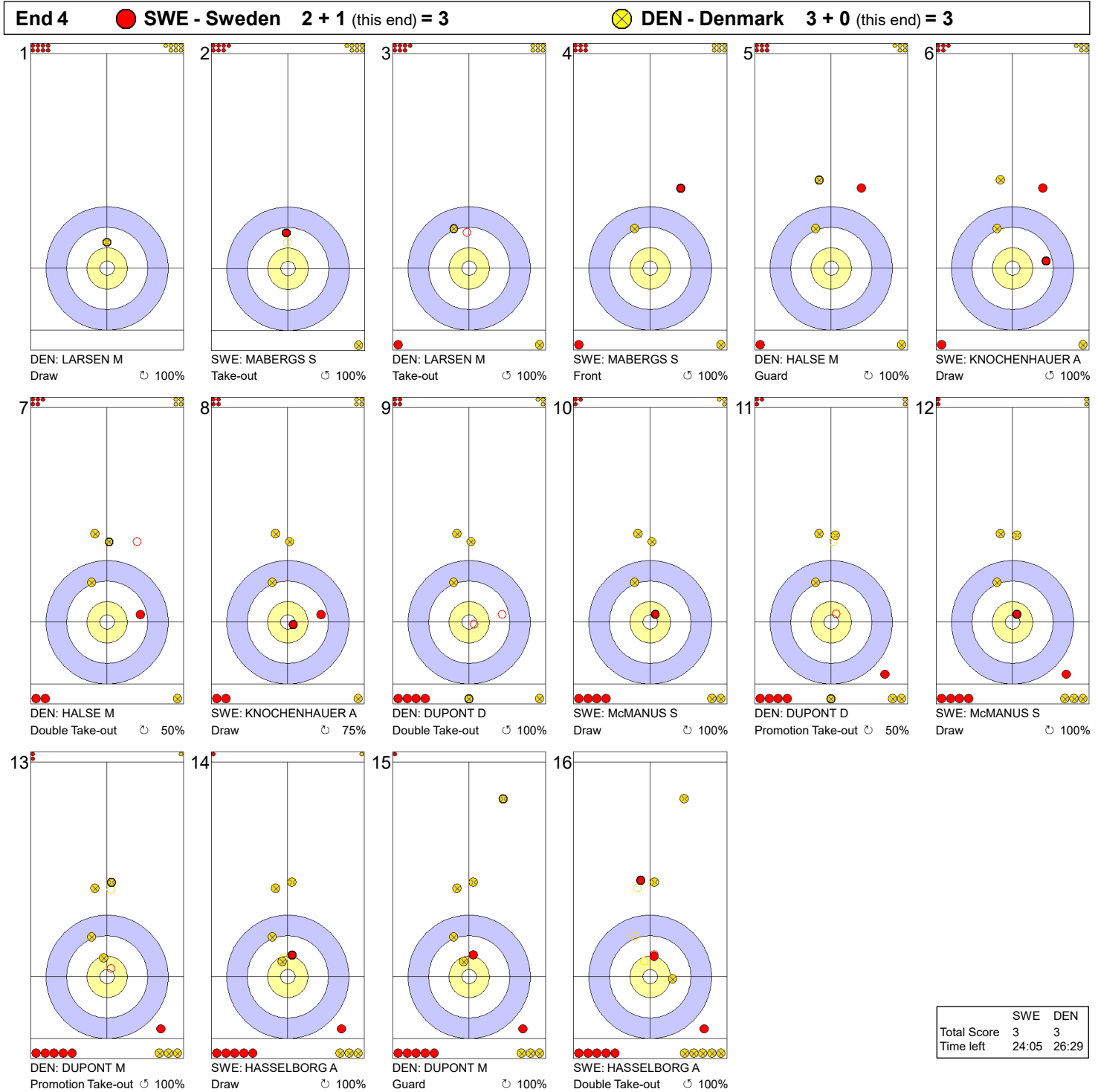


**Legend:**  
 ↻ Clockwise      ↺ Counter-clockwise      - Not considered

FRI 24 MAR 2023  
Start Time 19:00

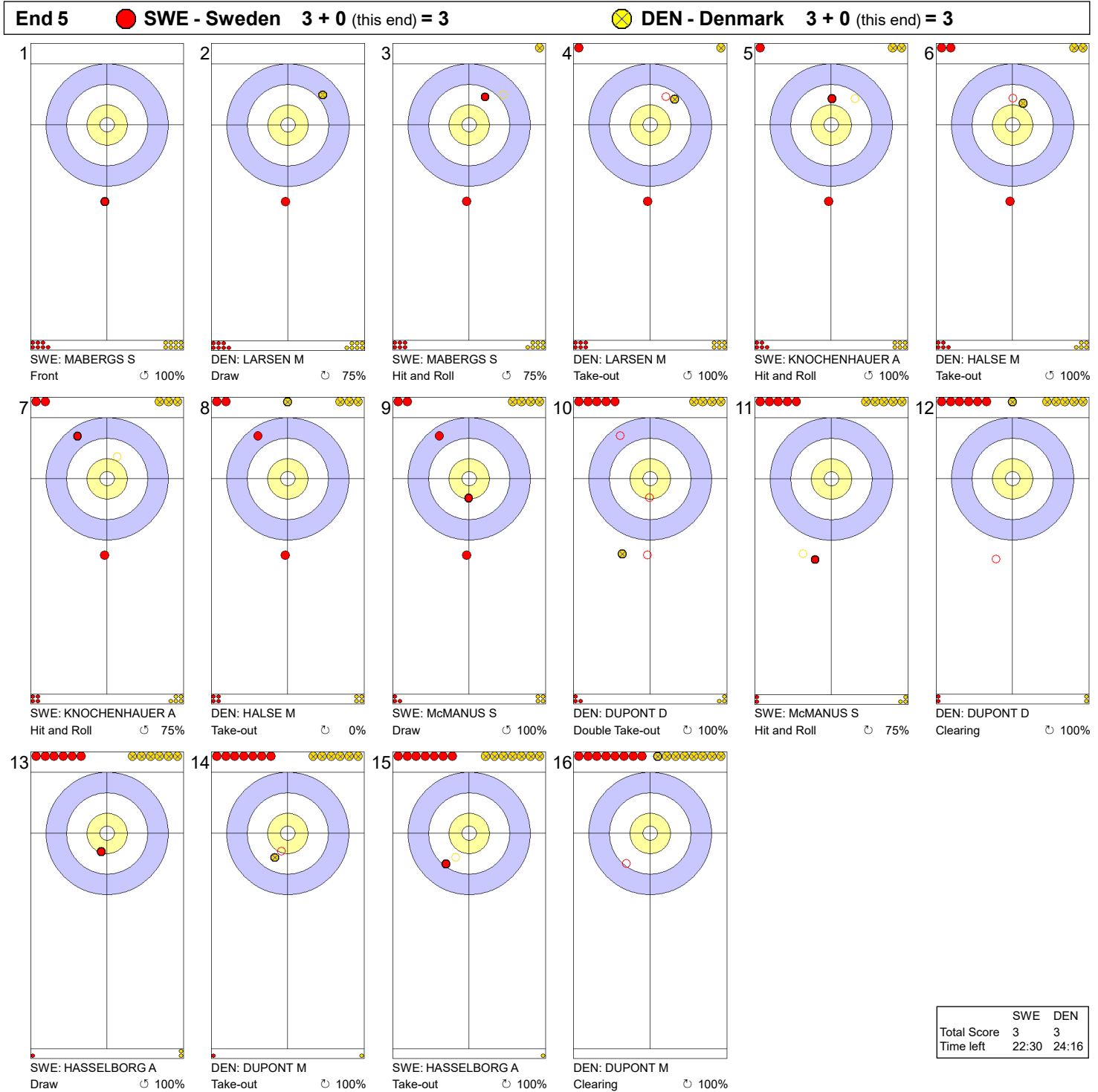
Round Robin Session 20 - Sheet B

Game - Shot by Shot



**Legend:**  
 ↻ Clockwise      ↺ Counter-clockwise      - Not considered

Game - Shot by Shot



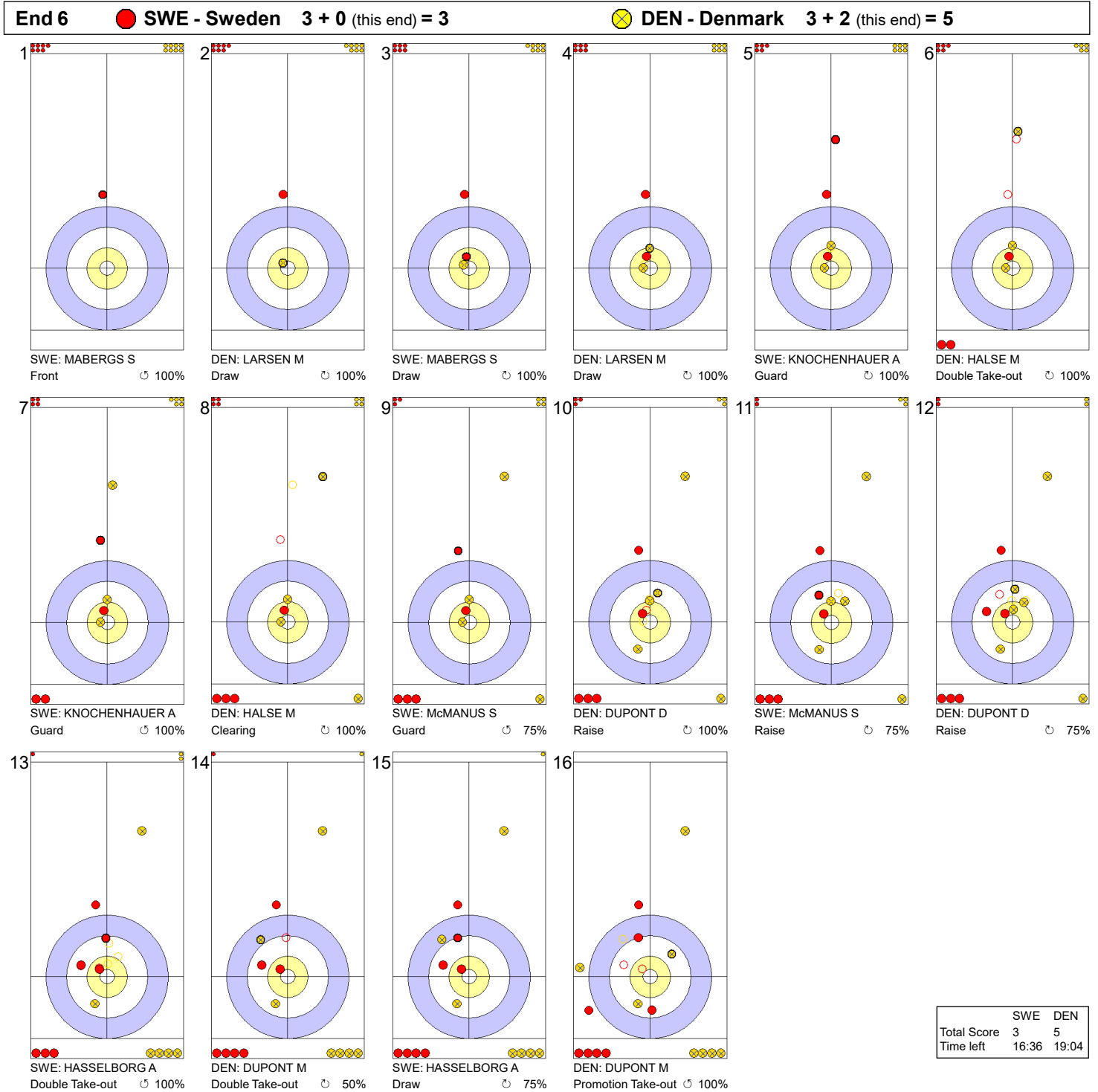
**Legend:**  
 ↻ Clockwise   ↺ Counter-clockwise   - Not considered



**FRI 24 MAR 2023**  
 Start Time 19:00

**Round Robin Session 20 - Sheet B**

**Game - Shot by Shot**



**Legend:**  
 ↻ Clockwise                      ↺ Counter-clockwise                      - Not considered

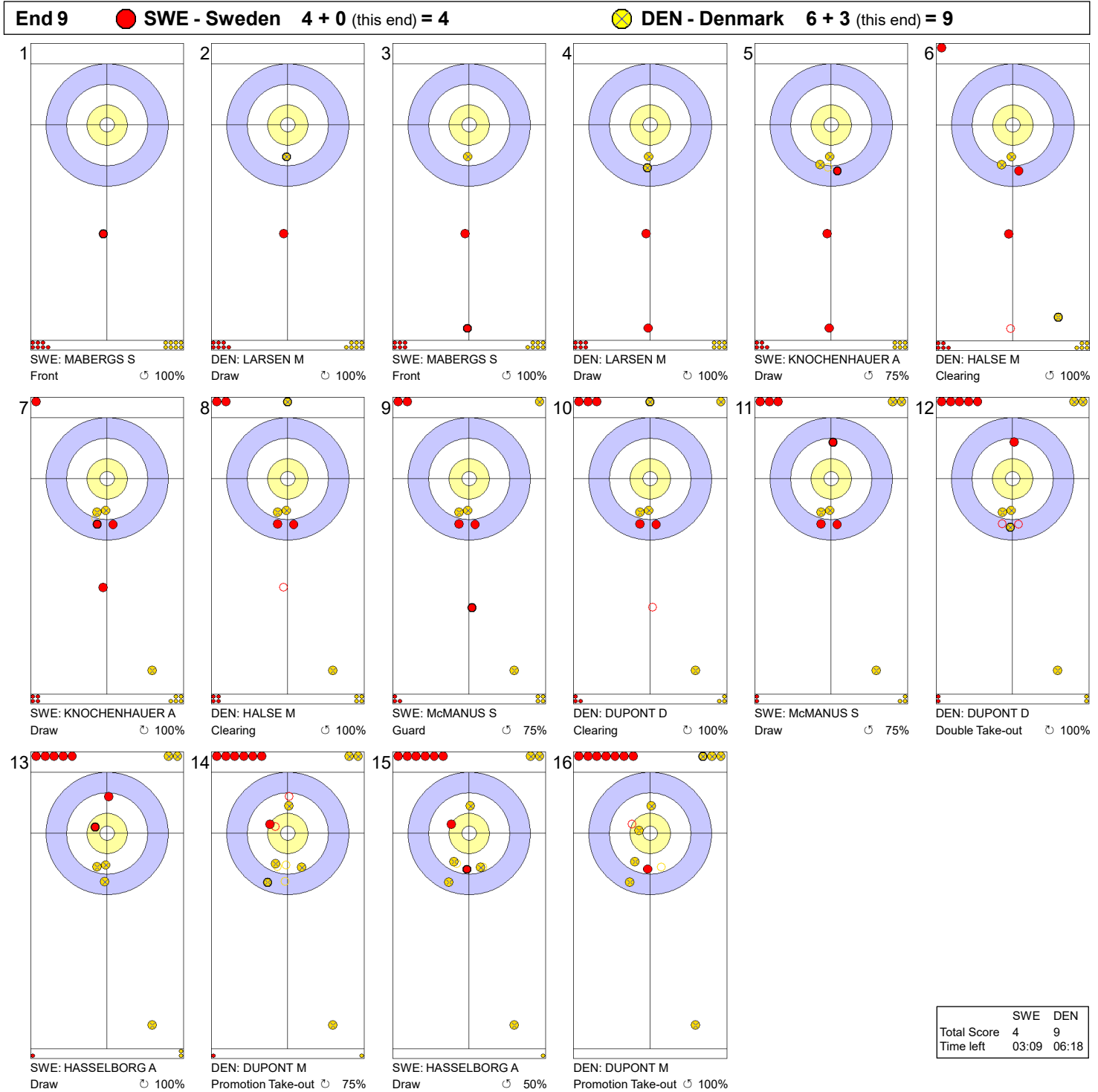




**FRI 24 MAR 2023**  
 Start Time 19:00

**Round Robin Session 20 - Sheet B**

**Game - Shot by Shot**



**Legend:**  
 ↻ Clockwise      ↺ Counter-clockwise      - Not considered

FRI 24 MAR 2023  
Start Time 19:00

Round Robin Session 20 - Sheet C

## Game Results

Sheet	Game	Team	LSFE	1	2	3	4	5	6	7	8	9	10	Extra Ends	Total
C	12	NOR - Norway	*	0	0	2	0	0	1	0	2	0	1		6
	12	GER - Germany		0	0	0	0	1	0	1	0	1	0		3

NOR - Norway		Shot Success	Game	All
4 V	SKASLIEN Kristin	78%	75%	
3 S	ROERVIK Marianne	76%	81%	
2	HASLEV NORDBYE Mille	88%	85%	
1	ROENNING Martine	100%	89%	
A	RAMSFJELL Maia	-	-	
Team Total		85%	83%	

GER - Germany		Shot Success	Game	All
4 S	JENTSCH Daniela	70%	71%	
3 V	ABBES Emira	81%	79%	
2	KAPP Lena	73%	76%	
1	JENTSCH Analena	78%	82%	
A	SCHOELL Pia-Lisa	-	78%	
Team Total		75%	77%	

Last Stone Draw		Distance
⌚	HASLEV NORDBYE Mille	44.4cm
⌚	ROERVIK Marianne	34.4cm
<b>Total</b>		<b>78.8cm</b>

Last Stone Draw		Distance
⌚	ABBES Emira	160.6cm
⌚	JENTSCH Daniela	43.9cm
<b>Total</b>		<b>204.5cm</b>

Time remaining: 2 minutes 25 seconds

Time-out: End 10 - NOR stone 7

Time remaining: 2 minutes 16 seconds

Time-out: End 10 - GER stone 7

## Shot Success Analysis

NOR - Norway		⌚	⌚	Game
4	SKASLIEN Kristin	Draws 3 58%	4 81%	7 71%
		Take-outs 7 75%	6 88%	13 81%
		Total 10 70%	10 85%	20 78%
3	ROERVIK Marianne	Draws 2 50%	0 -	2 50%
		Take-outs 13 75%	5 90%	18 79%
		Total 15 72%	5 90%	20 76%
2	HASLEV NORDBYE Mille	Draws 1 100%	3 67%	4 75%
		Take-outs 7 93%	9 89%	16 91%
		Total 8 94%	12 83%	20 88%
1	ROENNING Martine	Draws 5 100%	11 100%	16 100%
		Take-outs 2 100%	1 100%	3 100%
		Total 7 100%	12 100%	19 100%
A	RAMSFJELL Maia	Draws 0 -	0 -	0 -
		Take-outs 0 -	0 -	0 -
		Total 0 -	0 -	0 -
Team		Draws 11 80%	18 90%	29 86%
		Take-outs 29 81%	21 89%	50 85%
		Total 40 81%	39 90%	79 85%

GER - Germany		⌚	⌚	Game
4	JENTSCH Daniela	Draws 6 75%	4 38%	10 60%
		Take-outs 3 58%	7 89%	10 80%
		Total 9 69%	11 70%	20 70%
3	ABBES Emira	Draws 2 75%	7 82%	9 81%
		Take-outs 6 67%	5 100%	11 82%
		Total 8 69%	12 90%	20 81%
2	KAPP Lena	Draws 3 75%	8 75%	11 75%
		Take-outs 1 100%	8 66%	9 69%
		Total 4 81%	16 70%	20 73%
1	JENTSCH Analena	Draws 3 75%	12 85%	15 83%
		Take-outs 3 50%	2 75%	5 60%
		Total 6 63%	14 84%	20 78%
A	SCHOELL Pia-Lisa	Draws 0 -	0 -	0 -
		Take-outs 0 -	0 -	0 -
		Total 0 -	0 -	0 -
Team		Draws 14 75%	31 76%	45 76%
		Take-outs 13 63%	22 82%	35 75%
		Total 27 69%	53 78%	80 75%

### Note:

Position and function for each team member:

4 = Fourth, 3 = Third, 2 = Second, 1 = Lead, A = Alternate, S = Skip, V = Vice-Skip

### Legend:

⌚ Clockwise

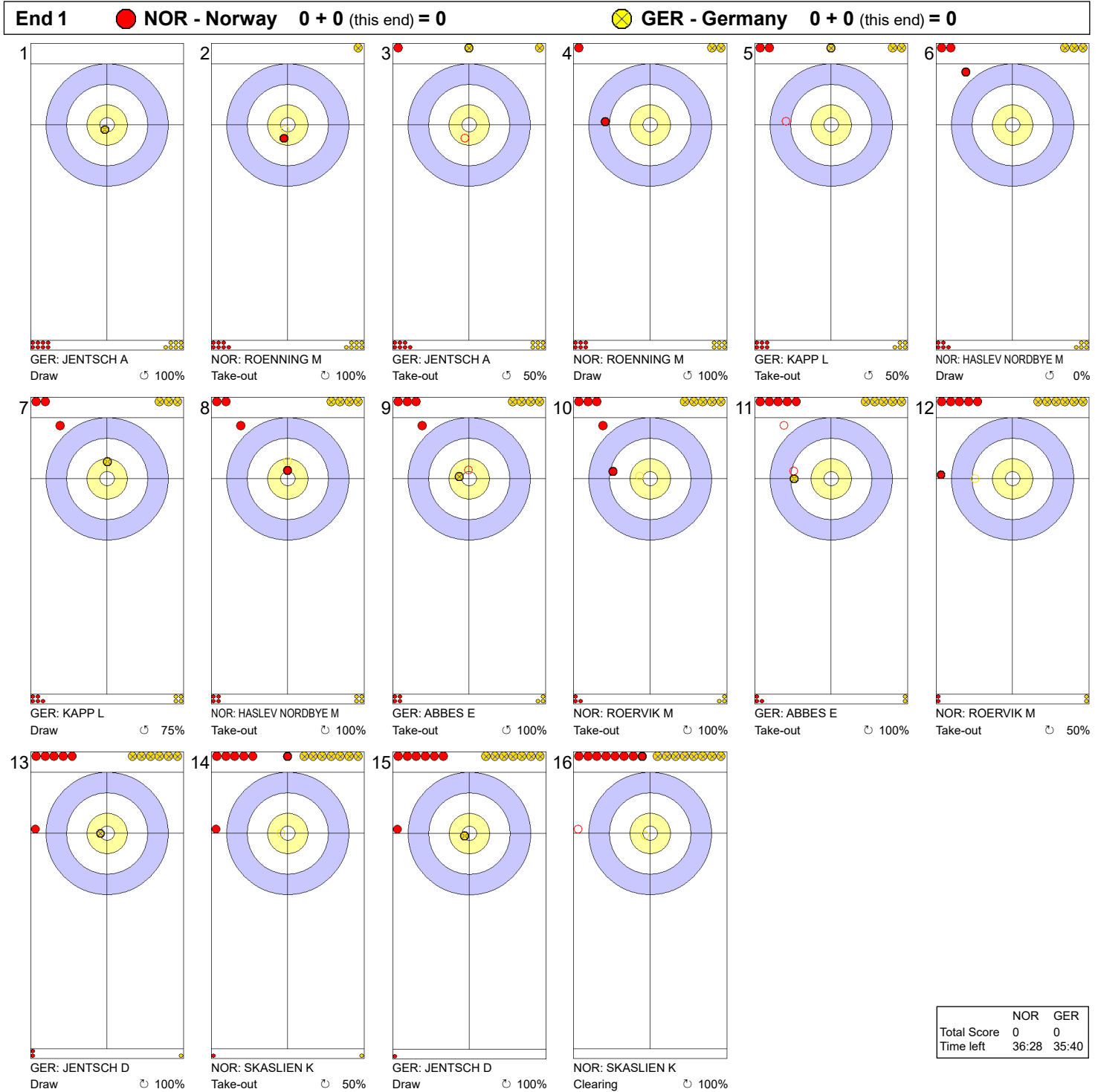
⌚ Counter-clockwise

LSFE(\*) Last Stone First End

**FRI 24 MAR 2023**  
 Start Time 19:00

**Round Robin Session 20 - Sheet C**

**Game - Shot by Shot**



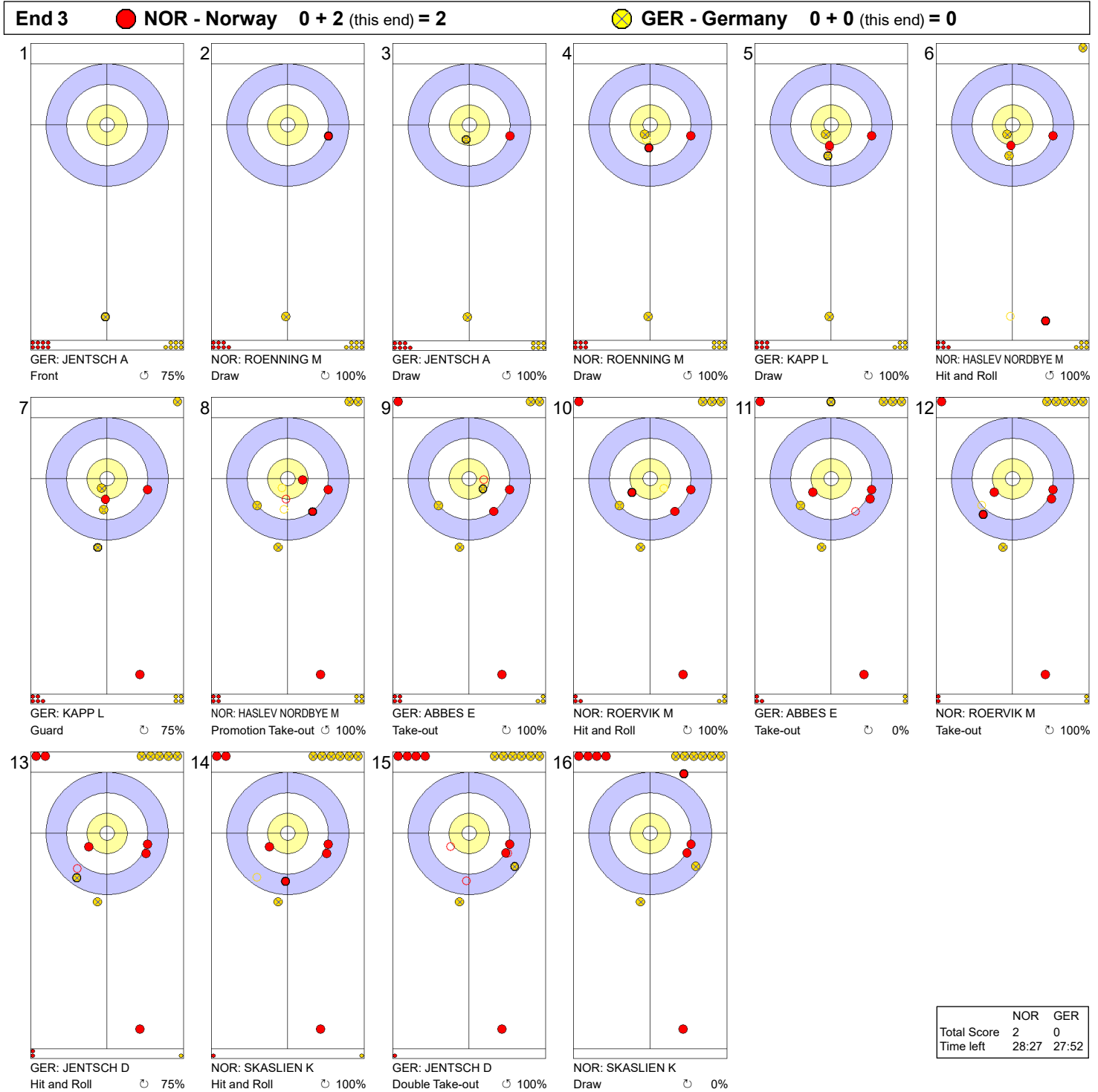
**Legend:**  
 ↻ Clockwise      ↺ Counter-clockwise      - Not considered



**FRI 24 MAR 2023**  
 Start Time 19:00

**Round Robin Session 20 - Sheet C**

**Game - Shot by Shot**



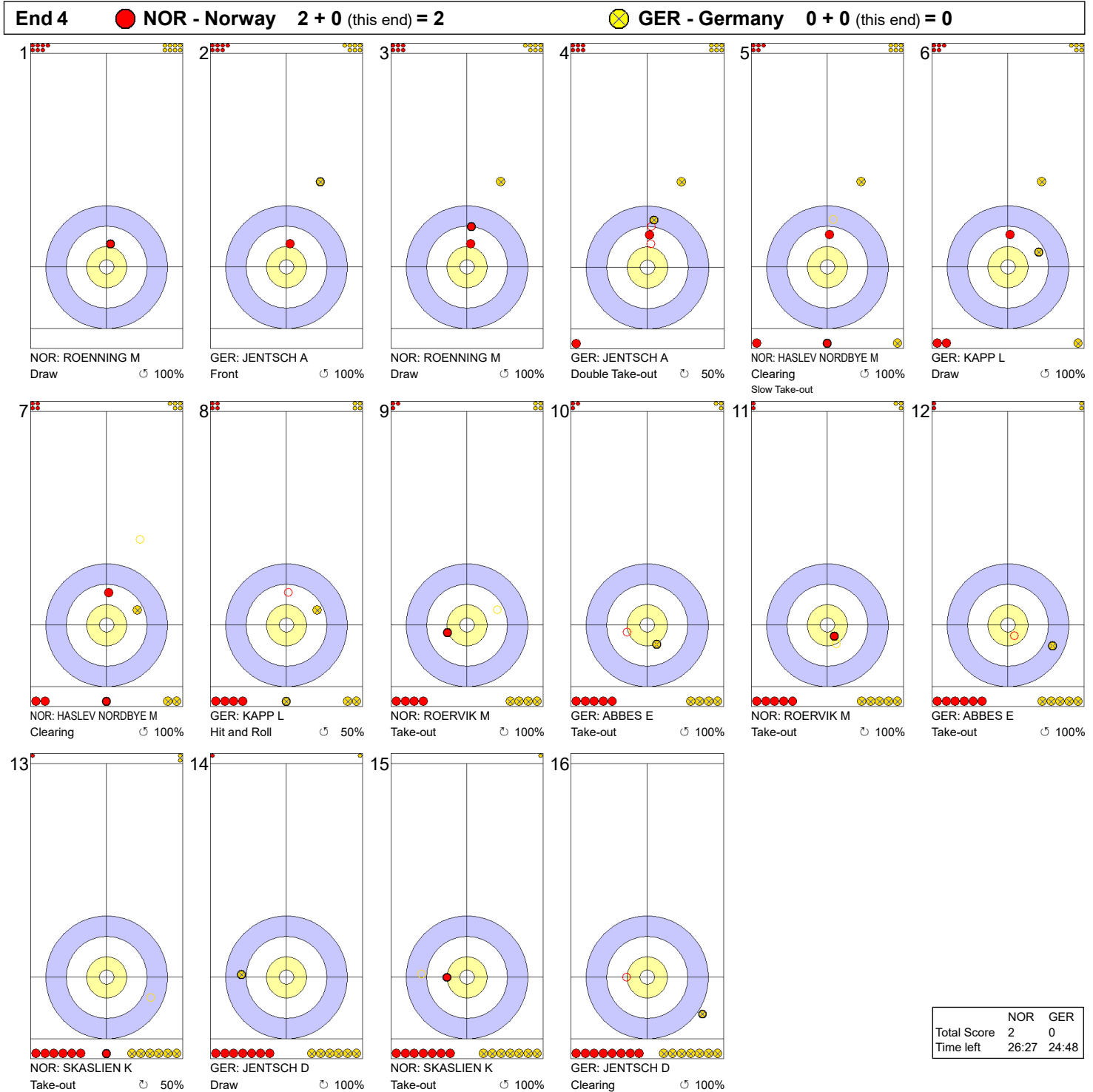
**Legend:**  
 ↻ Clockwise      ↺ Counter-clockwise      - Not considered



**FRI 24 MAR 2023**  
 Start Time 19:00

**Round Robin Session 20 - Sheet C**

**Game - Shot by Shot**



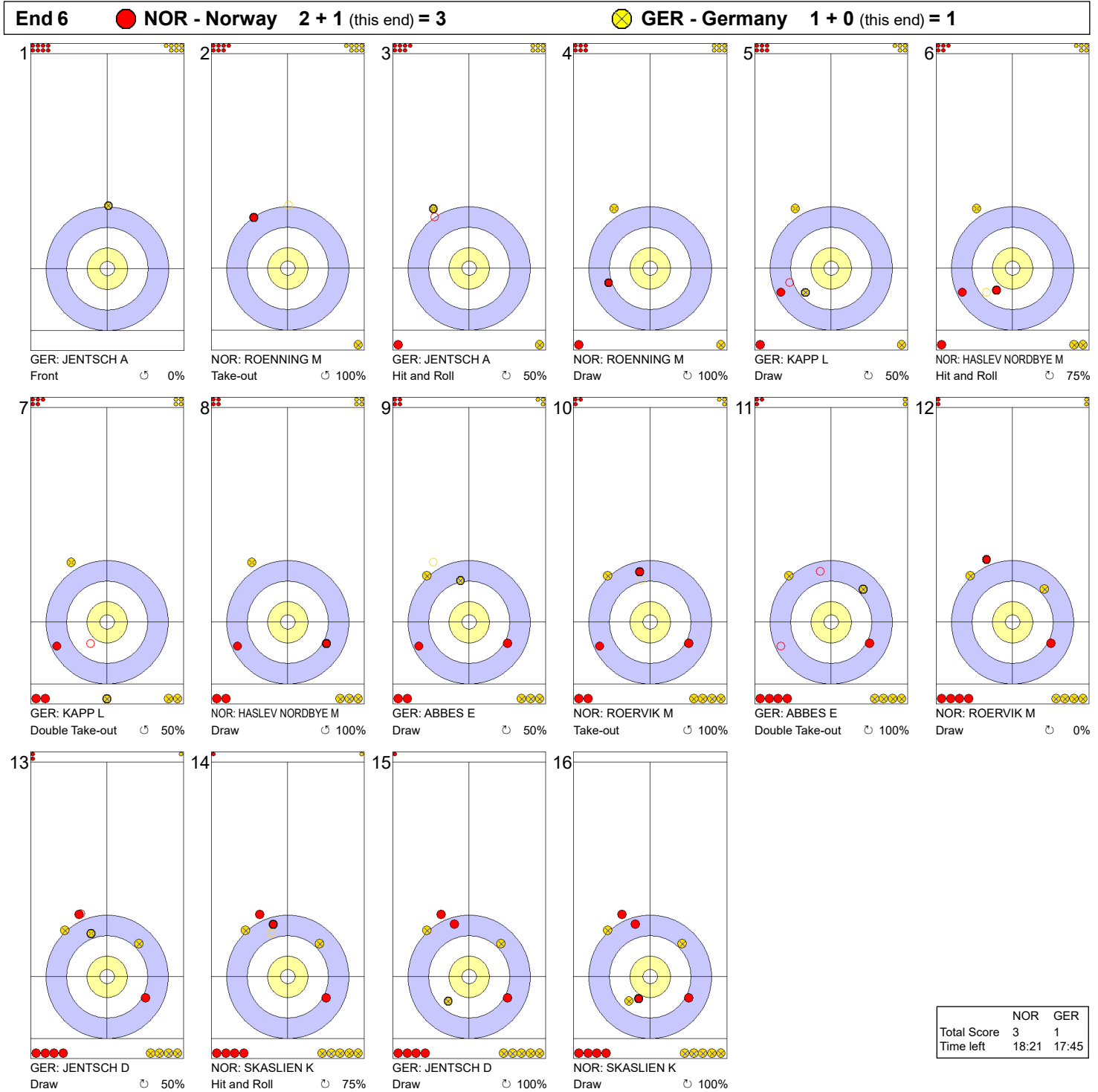
**Legend:**  
 ↻ Clockwise      ↺ Counter-clockwise      - Not considered



FRI 24 MAR 2023  
Start Time 19:00


Round Robin Session 20 - Sheet C

Game - Shot by Shot



**Legend:**  
 ↻ Clockwise   ↺ Counter-clockwise   - Not considered

**Game - Shot by Shot**

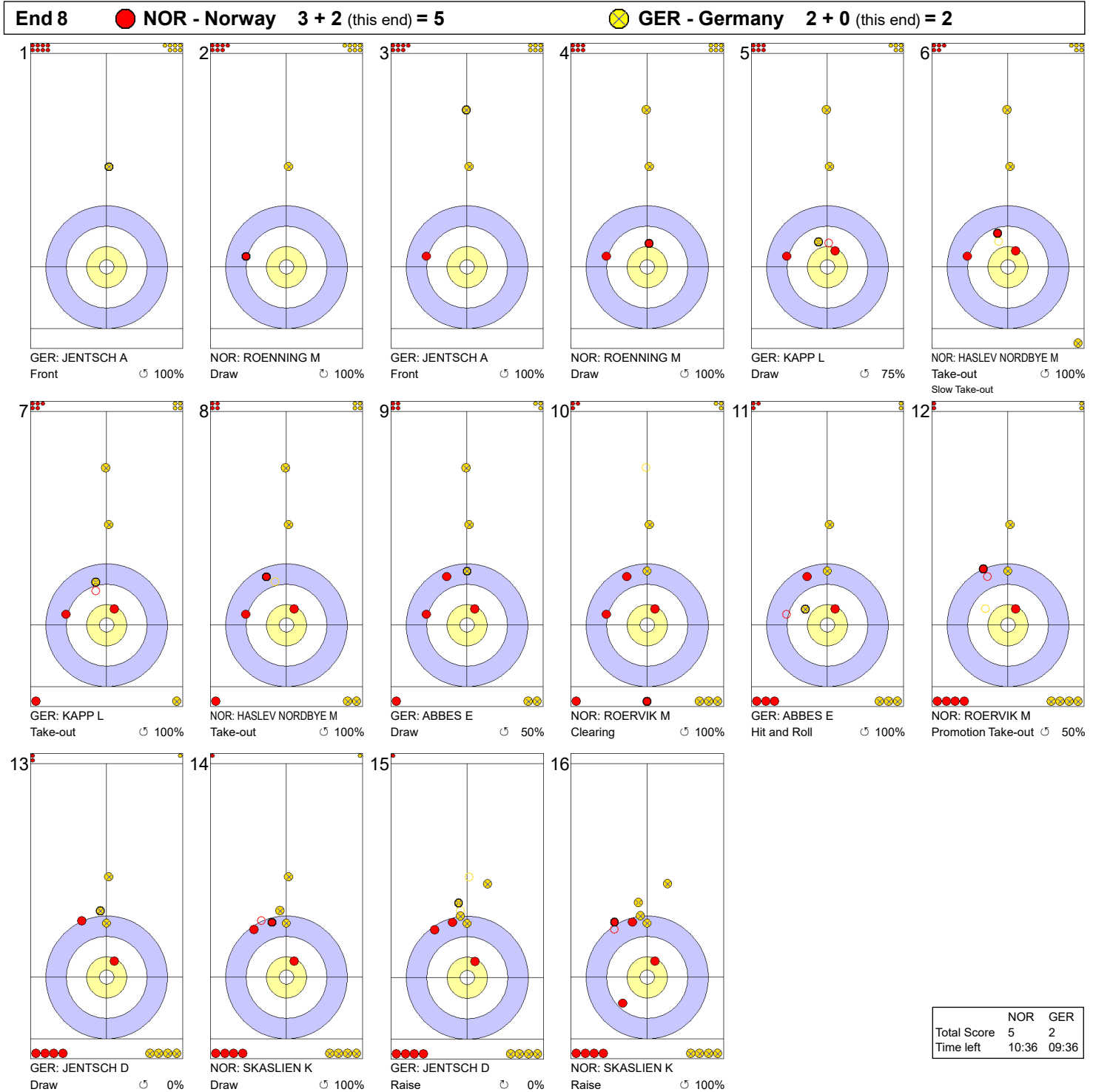


**Legend:**  
 ↻ Clockwise      ↺ Counter-clockwise      - Not considered

**FRI 24 MAR 2023**  
 Start Time 19:00

**Round Robin Session 20 - Sheet C**

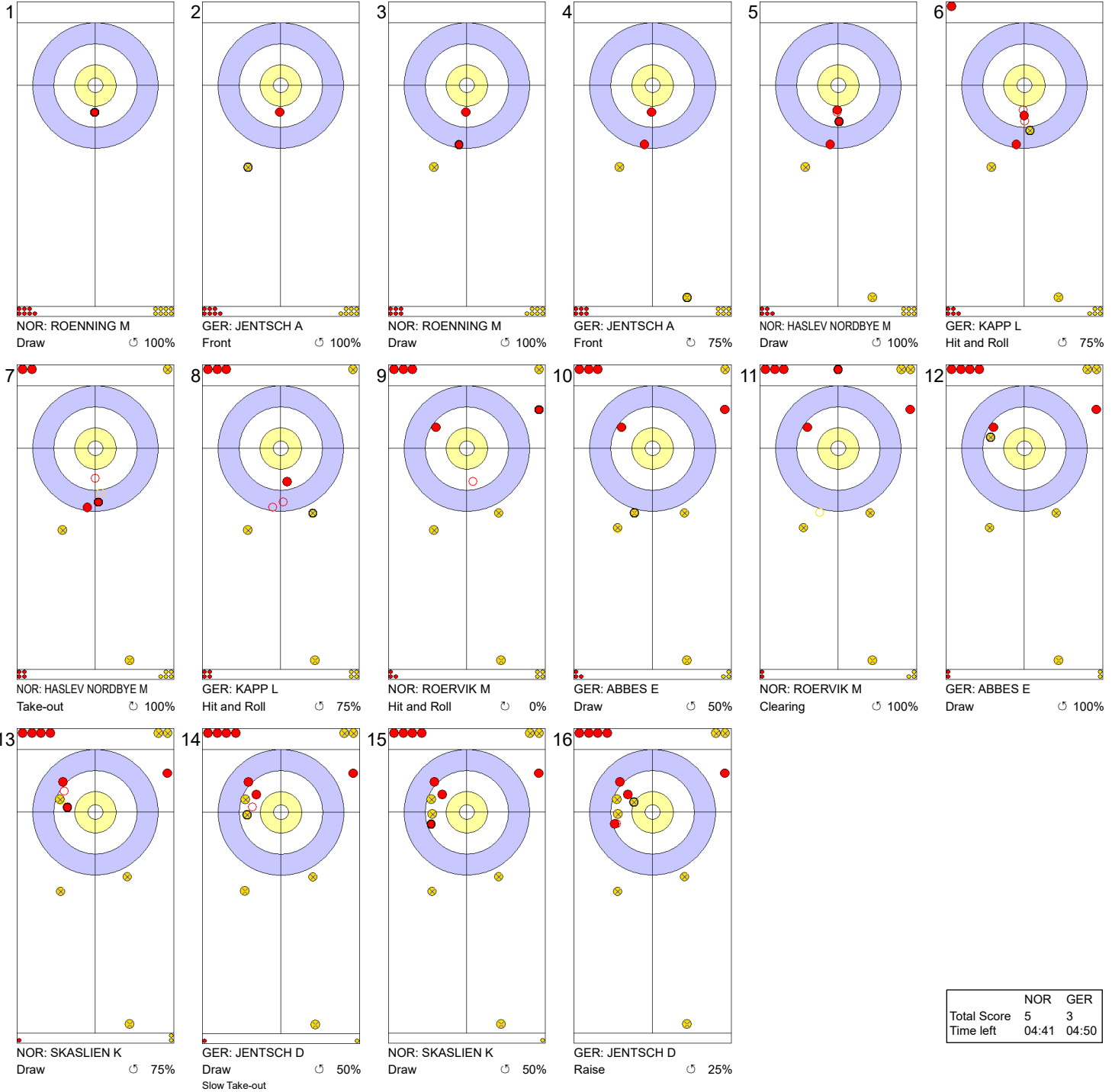
**Game - Shot by Shot**



**Legend:**  
 ↻ Clockwise      ↺ Counter-clockwise      - Not considered

Game - Shot by Shot

End 9 ● NOR - Norway 5 + 0 (this end) = 5 ⊗ GER - Germany 2 + 1 (this end) = 3



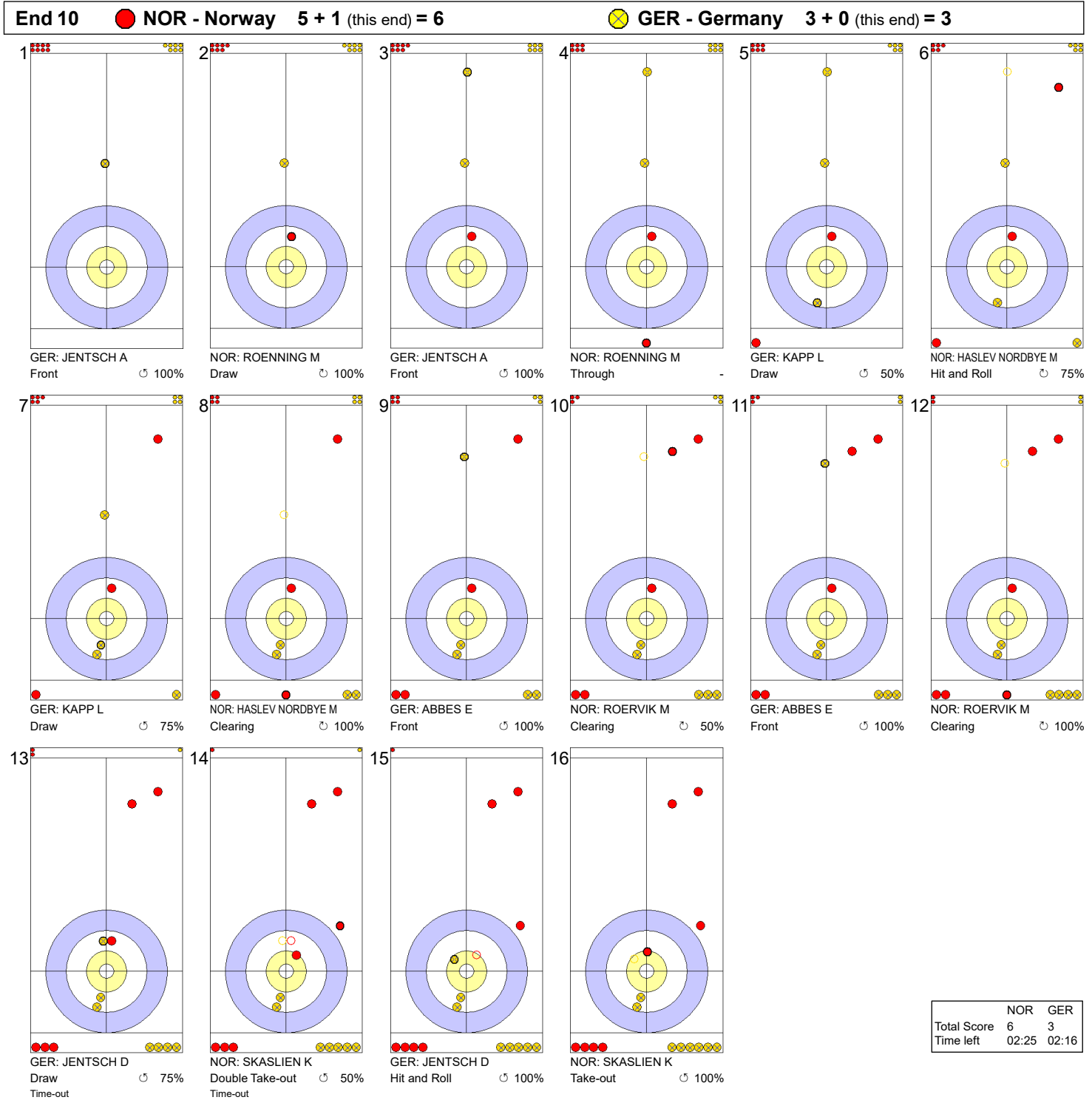
	NOR	GER
Total Score	5	3
Time left	04:41	04:50

**Legend:**  
↻ Clockwise      ↺ Counter-clockwise      - Not considered

**FRI 24 MAR 2023**  
 Start Time 19:00

**Round Robin Session 20 - Sheet C**

**Game - Shot by Shot**



**Legend:**  
 ↻ Clockwise      ↺ Counter-clockwise      - Not considered

FRI 24 MAR 2023  
Start Time 19:00

Round Robin Session 20 - Sheet D

## Game Results

Sheet	Game	Team	LSFE	1	2	3	4	5	6	7	8	9	10	Extra Ends	Total
D	12	KOR - Korea	*	0	1	0	1	0	0	0	1	0	0		3
	12	SUI - Switzerland		0	0	2	0	0	0	1	0	0	2		5

KOR - Korea		Shot Success	Game	All
4 S	HA Seungyoun	76%	74%	
3 V	KIM Hyerin	86%	78%	
2	YANG Taei	81%	79%	
1	KIM Sujin	84%	86%	
A	-	-	-	
Team Total		82%	80%	

SUI - Switzerland		Shot Success	Game	All
4 V	PAETZ Alina	90%	89%	
3 S	TIRINZONI Silvana	90%	82%	
2	HOWALD Carole	93%	83%	
1	SCHWALLER-HUERLIMANN Briar	85%	87%	
A	-	-	-	
Team Total		89%	85%	

Last Stone Draw		Distance
☺	HA Seungyoun	32.5cm
☹	YANG Taei	16.2cm
<b>Total</b>		<b>48.7cm</b>

Last Stone Draw		Distance
☺	HOWALD Carole	22.9cm
☹	SCHWALLER-HUERLIMANN Briar	199.6cm
<b>Total</b>		<b>222.5cm</b>

Time remaining: 0 minutes 4 seconds

Time-out: End 8 - KOR stone 4

Time remaining: 4 minutes 13 seconds

Time-out: End 8 - SUI stone 5

## Shot Success Analysis

KOR - Korea		☺	☹	Game
4	HA Seungyoun	Draws 5 80%	4 56%	9 69%
		Take-outs 3 83%	8 81%	11 82%
		Total 8 81%	12 73%	20 76%
3	KIM Hyerin	Draws 4 88%	3 67%	7 79%
		Take-outs 6 88%	7 93%	13 90%
		Total 10 88%	10 85%	20 86%
2	YANG Taei	Draws 5 85%	2 50%	7 75%
		Take-outs 7 71%	6 100%	13 85%
		Total 12 77%	8 88%	20 81%
1	KIM Sujin	Draws 13 87%	1 100%	14 88%
		Take-outs 3 100%	3 50%	6 75%
		Total 16 89%	4 63%	20 84%
A	-	Draws 0 -	0 -	0 -
		Take-outs 0 -	0 -	0 -
		Total 0 -	0 -	0 -
Team		Draws 27 85%	10 63%	37 79%
		Take-outs 19 83%	24 85%	43 84%
		Total 46 84%	34 79%	80 82%

SUI - Switzerland		☺	☹	Game
4	PAETZ Alina	Draws 2 100%	3 100%	5 100%
		Take-outs 6 79%	7 93%	13 87%
		Total 8 84%	10 95%	18 90%
3	TIRINZONI Silvana	Draws 3 67%	0 -	3 67%
		Take-outs 8 100%	9 89%	17 94%
		Total 11 91%	9 89%	20 90%
2	HOWALD Carole	Draws 3 83%	1 100%	4 88%
		Take-outs 8 94%	8 94%	16 94%
		Total 11 91%	9 94%	20 93%
1	SCHWALLER B	Draws 3 67%	11 95%	14 89%
		Take-outs 4 75%	2 75%	6 75%
		Total 7 71%	13 92%	20 85%
A	-	Draws 0 -	0 -	0 -
		Take-outs 0 -	0 -	0 -
		Total 0 -	0 -	0 -
Team		Draws 11 77%	15 97%	26 88%
		Take-outs 26 89%	26 90%	52 90%
		Total 37 86%	41 93%	78 89%

### Note:

Position and function for each team member:

4 = Fourth, 3 = Third, 2 = Second, 1 = Lead, A = Alternate, S = Skip, V = Vice-Skip

### Legend:

☺ Clockwise

☹ Counter-clockwise

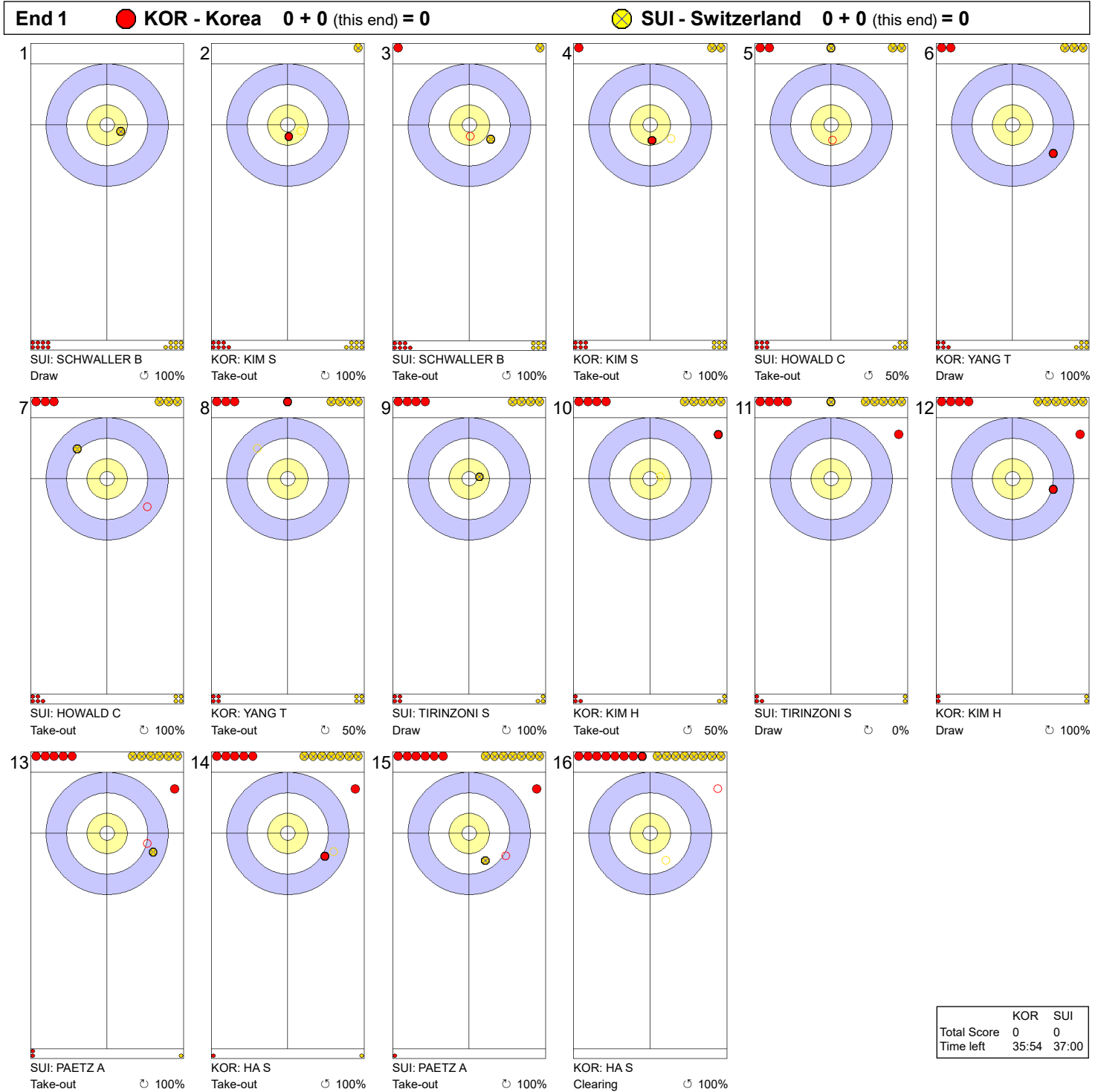
LSFE(\*) Last Stone First End



**FRI 24 MAR 2023**  
 Start Time 19:00

**Round Robin Session 20 - Sheet D**

**Game - Shot by Shot**

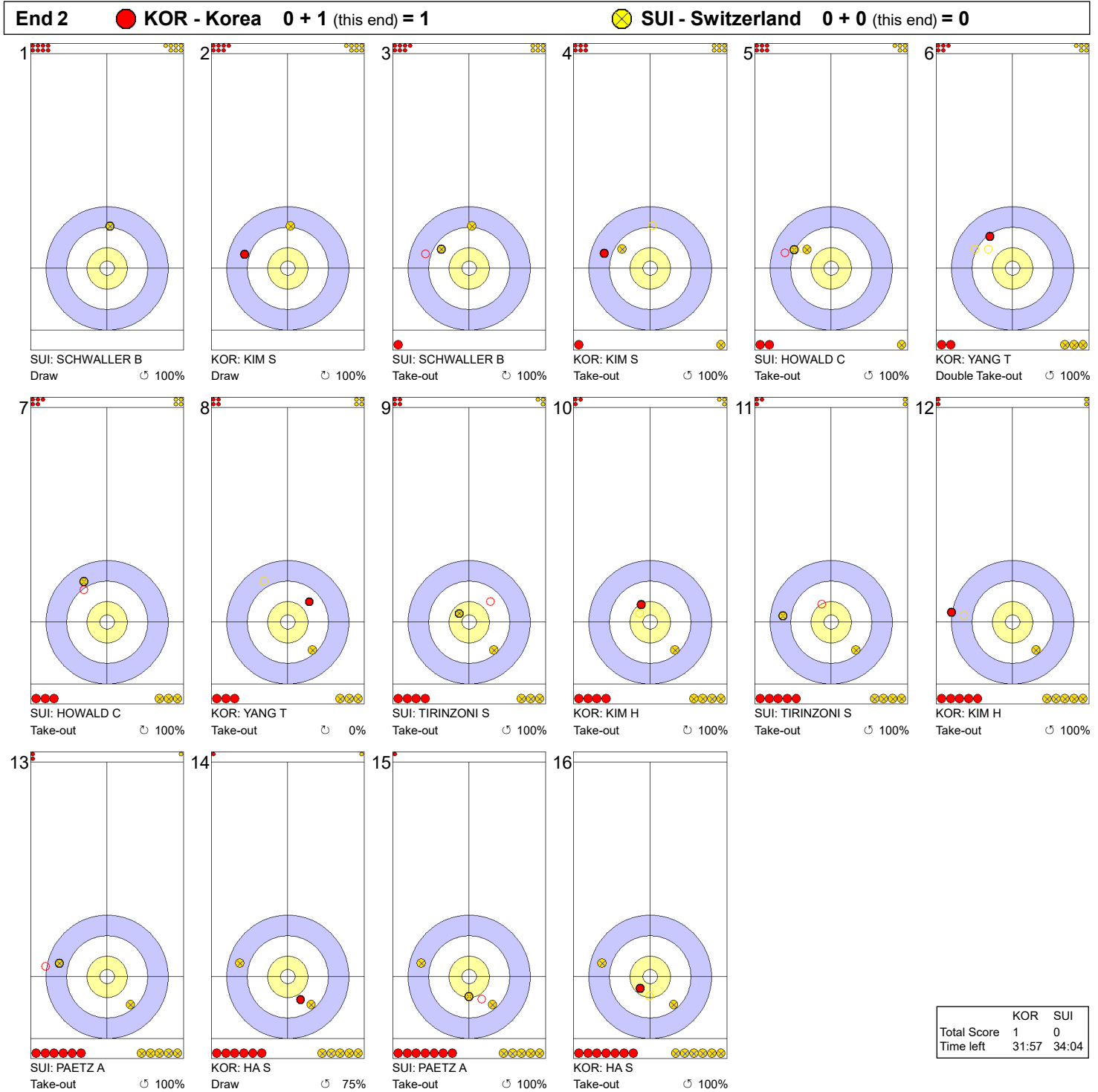


**Legend:**  
 ↻ Clockwise      ↺ Counter-clockwise      - Not considered

FRI 24 MAR 2023  
Start Time 19:00

Round Robin Session 20 - Sheet D

Game - Shot by Shot



**Legend:**  
 ↻ Clockwise      ↺ Counter-clockwise      - Not considered

Game - Shot by Shot

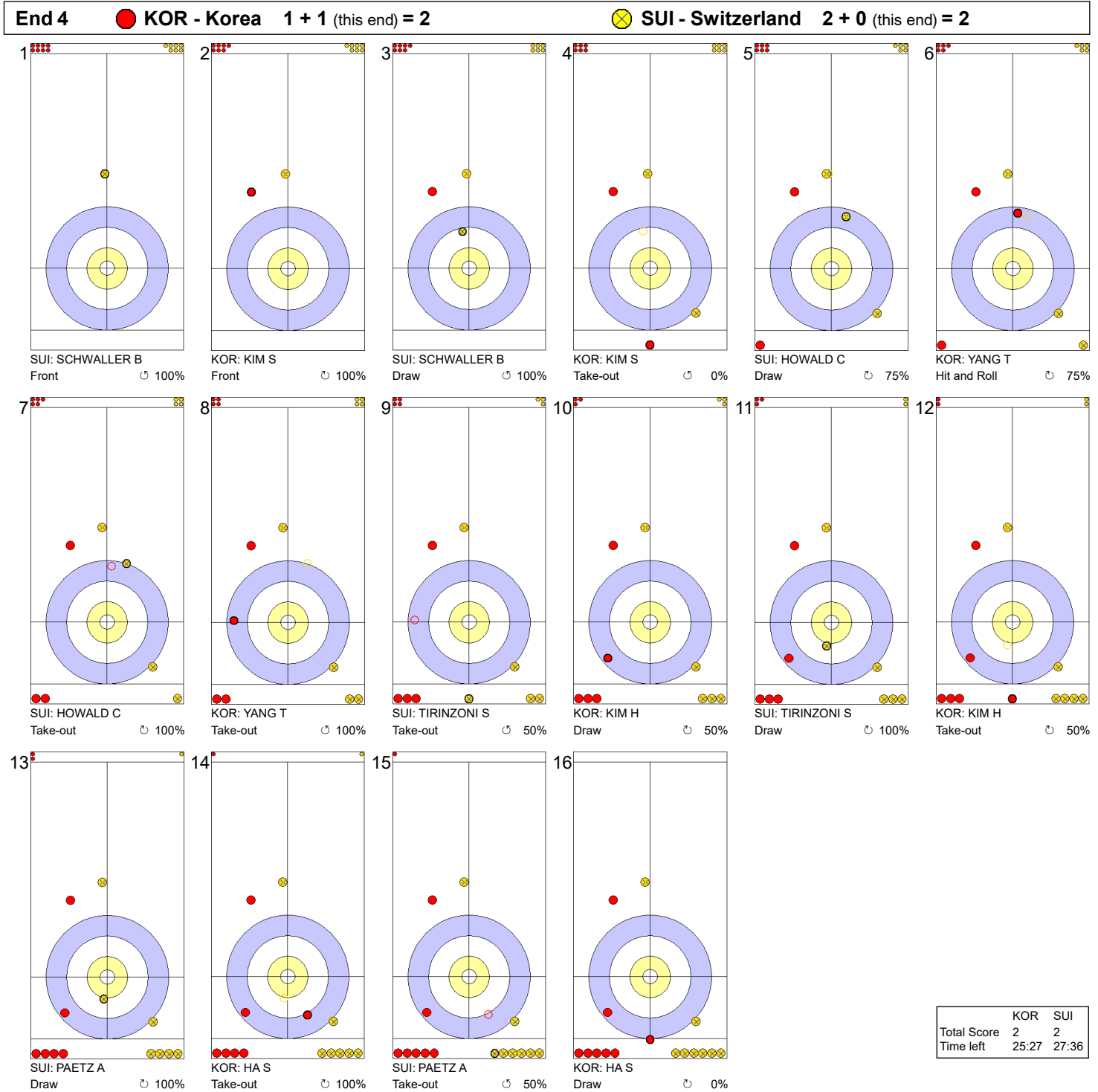


**Legend:**  
 ↻ Clockwise      ↺ Counter-clockwise      - Not considered

FRI 24 MAR 2023  
Start Time 19:00

Round Robin Session 20 - Sheet D

Game - Shot by Shot



**Legend:**  
 ↻ Clockwise      ↺ Counter-clockwise      - Not considered

**FRI 24 MAR 2023**  
 Start Time 19:00

**Round Robin Session 20 - Sheet D**


**Game - Shot by Shot**



**Legend:**  
⤵ Clockwise      ⤴ Counter-clockwise      - Not considered



Game - Shot by Shot

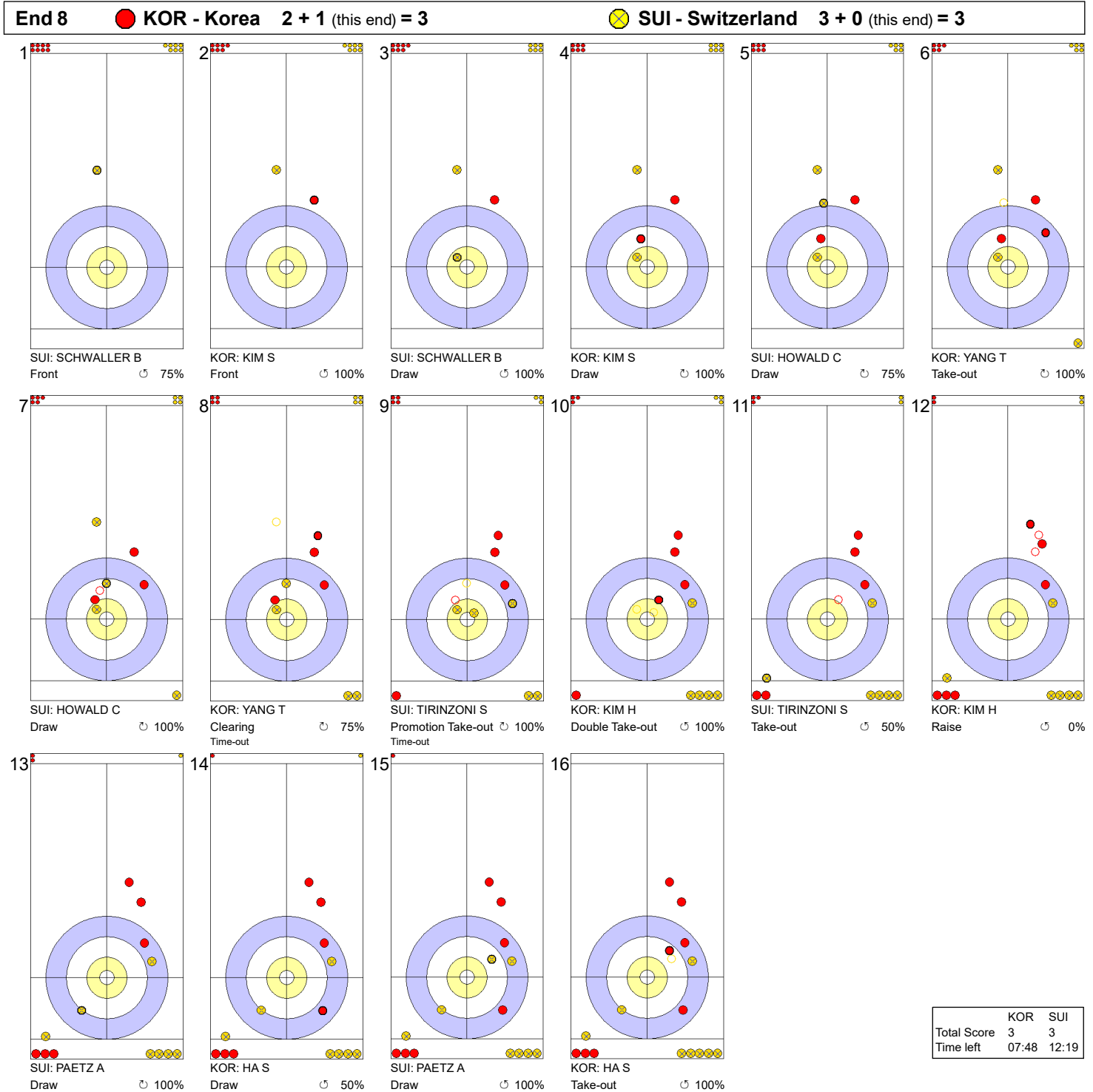


**Legend:**  
 ↻ Clockwise      ↺ Counter-clockwise      - Not considered

**FRI 24 MAR 2023**  
 Start Time 19:00

**Round Robin Session 20 - Sheet D**

**Game - Shot by Shot**



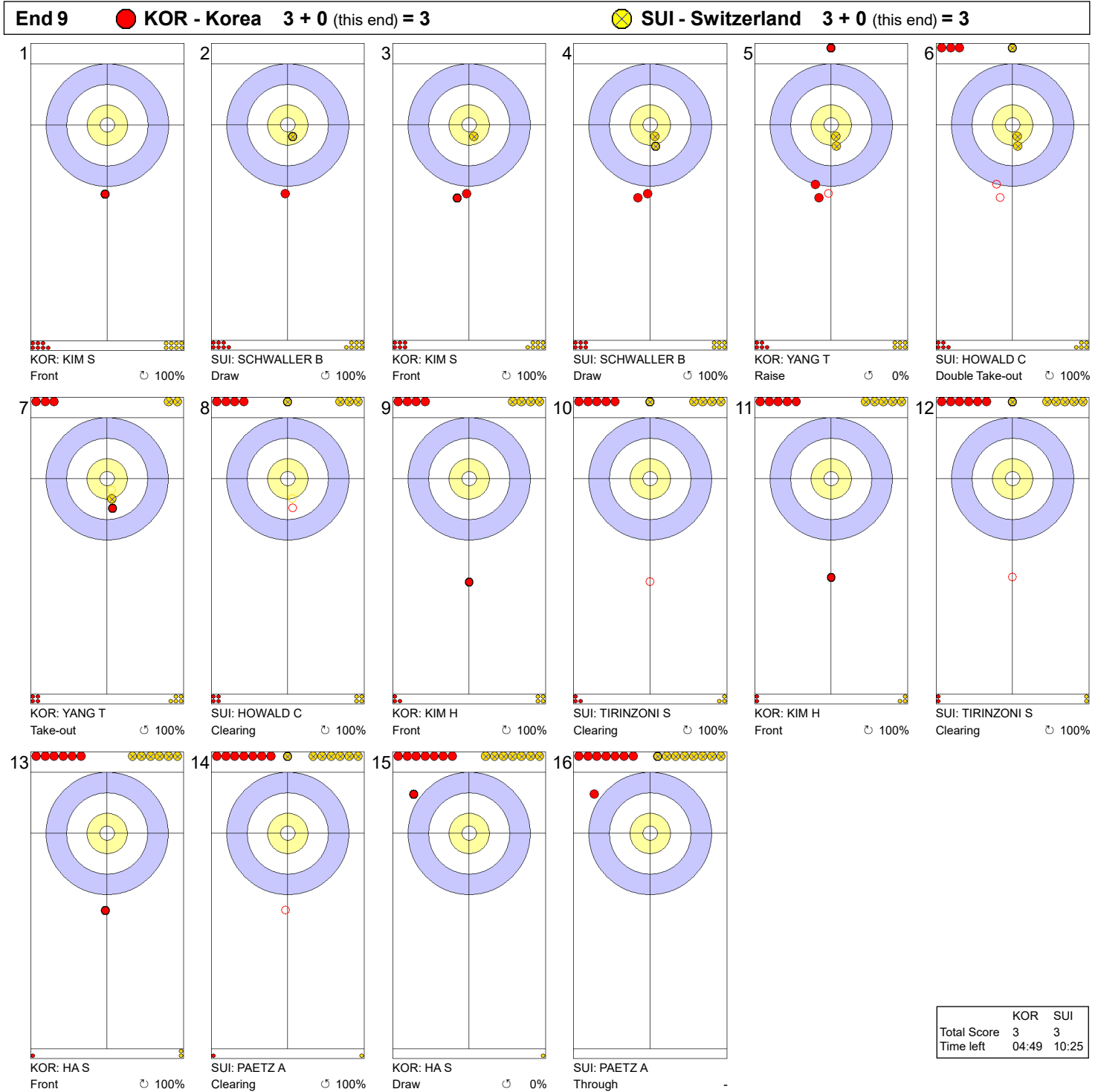
**Legend:**  
⤵ Clockwise      ⤴ Counter-clockwise      - Not considered



**FRI 24 MAR 2023**  
 Start Time 19:00

**Round Robin Session 20 - Sheet D**

**Game - Shot by Shot**

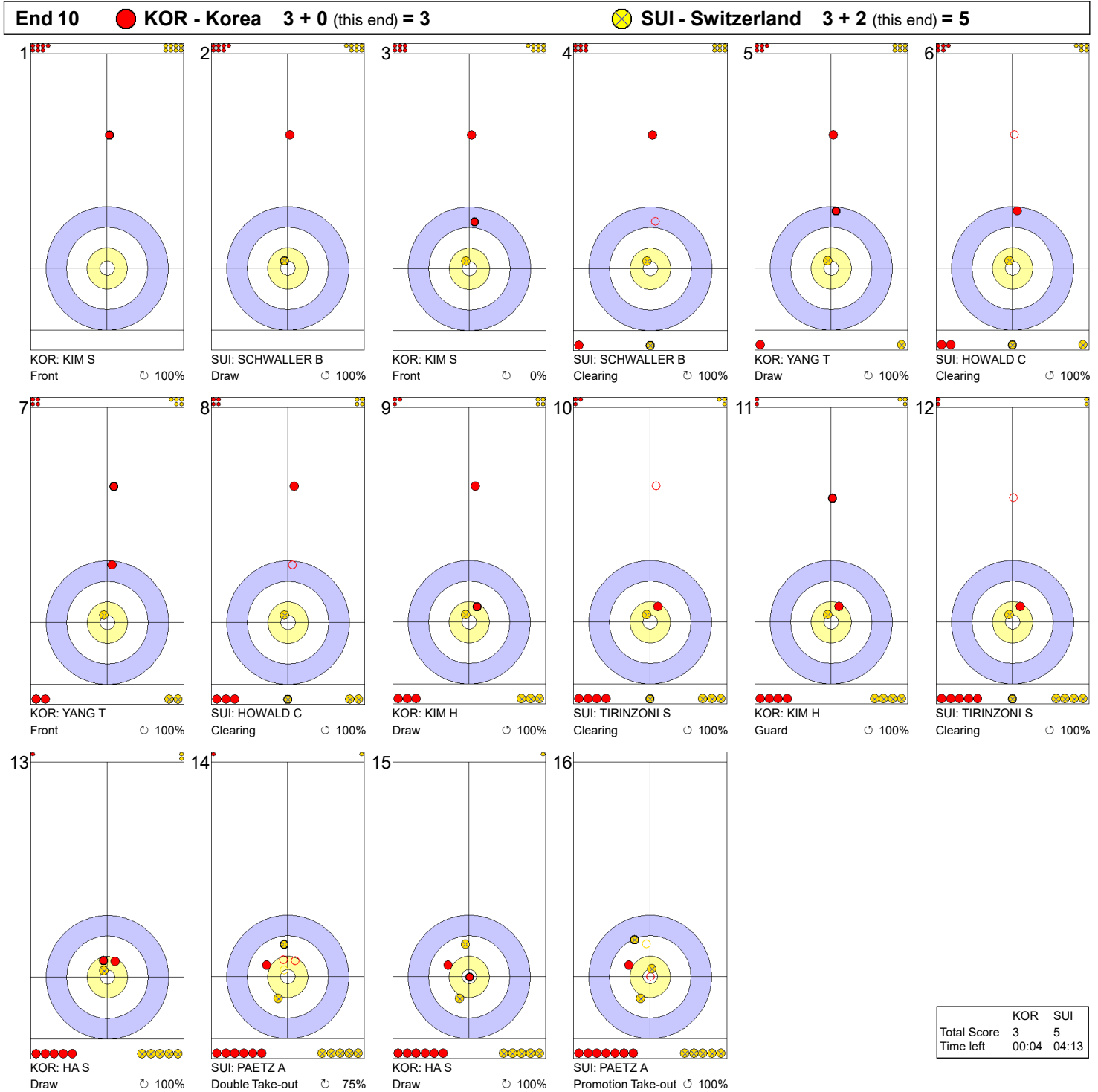


**Legend:**  
 ↻ Clockwise                      ↺ Counter-clockwise                      - Not considered

FRI 24 MAR 2023  
Start Time 19:00

Round Robin Session 20 - Sheet D

Game - Shot by Shot



**Legend:**  
 ↻ Clockwise      ↺ Counter-clockwise      - Not considered

## Session Results and Standings

Sheet	Game	Team	LSFE	1	2	3	4	5	6	7	8	9	10	Extra Ends	Total
A	11	DEN - Denmark	*	1	0	3	0	3	0	0	4	X	X		11
	12	CAN - Canada		0	2	0	1	0	1	1	0	X	X		5
B	12	USA - United States		0	0	2	1	0	1	0	2	0	0		6
	11	KOR - Korea	*	0	1	0	0	3	0	2	0	2	2		10
C	11	SWE - Sweden		0	1	0	0	1	0	1	0	0	X		3
	12	ITA - Italy	*	1	0	0	3	0	1	0	1	1	X		7
D	12	NZL - New Zealand	*	0	2	0	1	0	0	1	0	1	X		5
	12	JPN - Japan		1	0	2	0	0	4	0	0	0	X		7

## Current Standings

Rank	Team	Games	Wins	Losses	
1	SUI - Switzerland	11	11	0	Q
2	NOR - Norway	11	7	4	Q
2	SWE - Sweden	11	7	4	Q
4	CAN - Canada	12	7	5	Q
4	ITA - Italy	12	7	5	Q
4	JPN - Japan	12	7	5	Q
7	USA - United States	12	6	6	
8	GER - Germany	11	5	6	
8	KOR - Korea	11	5	6	
8	TUR - Türkiye	11	5	6	
11	DEN - Denmark	11	4	7	
12	SCO - Scotland	11	3	8	
13	NZL - New Zealand	12	0	12	

**Note:**  
Under WCF rules, tie-breaking rules for standings are not applied until after the last game of the round robin.

**Legend:**  
LSFE(\*) Last Stone First End      Q Qualified for the play-offs      X Unplayed/unfinished end due to concession

FRI 24 MAR 2023  
Start Time 14:00

Round Robin Session 19 - Sheet A

## Game Results

Sheet	Game	Team	LSFE	1	2	3	4	5	6	7	8	9	10	Extra Ends	Total
A	11	DEN - Denmark	*	1	0	3	0	3	0	0	4	X	X		11
	12	CAN - Canada		0	2	0	1	0	1	1	0	X	X		5

DEN - Denmark		Shot Success	Game	All
4 S	DUPONT Madeleine	70%	73%	
3	DUPONT Denise	92%	79%	
2 V	HALSE Mathilde	78%	73%	
1	LARSEN My	77%	85%	
A	LANDER Jasmin	-	-	
Team Total		79%	78%	

CAN - Canada		Shot Success	Game	All
4 S	EINARSON Kerri	78%	76%	
3 V	SWEETING Val	66%	78%	
2	BIRCHARD Shannon	70%	83%	
1	HARRIS Briane	88%	89%	
A	KARWACKI Krysten	-	-	
Team Total		75%	81%	

Last Stone Draw		Distance
⌚	LARSEN My	13.0cm
⌚	DUPONT Madeleine	133.1cm
<b>Total</b>		<b>146.1cm</b>

Last Stone Draw		Distance
⌚	HARRIS Briane	26.3cm
⌚	SWEETING Val	199.6cm
<b>Total</b>		<b>225.9cm</b>

Time remaining: 10 minutes 2 seconds

Time remaining: 6 minutes 34 seconds

Time-out: End 8 - CAN stone 7

## Shot Success Analysis

DEN - Denmark		⌚	⌚	Game
4	DUPONT Madeleine	Draws 7 68%	4 75%	11 70%
		Take-outs 2 100%	3 50%	5 70%
		Total 9 75%	7 64%	16 70%
3	DUPONT Denise	Draws 1 100%	5 90%	6 92%
		Take-outs 4 100%	6 88%	10 93%
		Total 5 100%	11 89%	16 92%
2	HALSE Mathilde	Draws 4 69%	4 88%	8 78%
		Take-outs 2 100%	6 71%	8 78%
		Total 6 79%	10 78%	16 78%
1	LARSEN My	Draws 8 78%	8 75%	16 77%
		Take-outs 0 -	0 -	0 -
		Total 8 78%	8 75%	16 77%
A	LANDER Jasmin	Draws 0 -	0 -	0 -
		Take-outs 0 -	0 -	0 -
		Total 0 -	0 -	0 -
Team		Draws 20 74%	21 81%	41 77%
		Take-outs 8 100%	15 73%	23 83%
		Total 28 81%	36 78%	64 79%

CAN - Canada		⌚	⌚	Game
4	EINARSON Kerri	Draws 1 100%	7 82%	8 84%
		Take-outs 4 94%	4 50%	8 72%
		Total 5 95%	11 70%	16 78%
3	SWEETING Val	Draws 3 58%	4 81%	7 71%
		Take-outs 2 50%	7 64%	9 61%
		Total 5 55%	11 70%	16 66%
2	BIRCHARD Shannon	Draws 3 92%	3 75%	6 83%
		Take-outs 2 50%	8 66%	10 63%
		Total 5 75%	11 68%	16 70%
1	HARRIS Briane	Draws 9 89%	7 86%	16 88%
		Take-outs 0 -	0 -	0 -
		Total 9 89%	7 86%	16 88%
A	KARWACKI Krysten	Draws 0 -	0 -	0 -
		Take-outs 0 -	0 -	0 -
		Total 0 -	0 -	0 -
Team		Draws 16 84%	21 82%	37 83%
		Take-outs 8 72%	19 62%	27 65%
		Total 24 80%	40 73%	64 75%

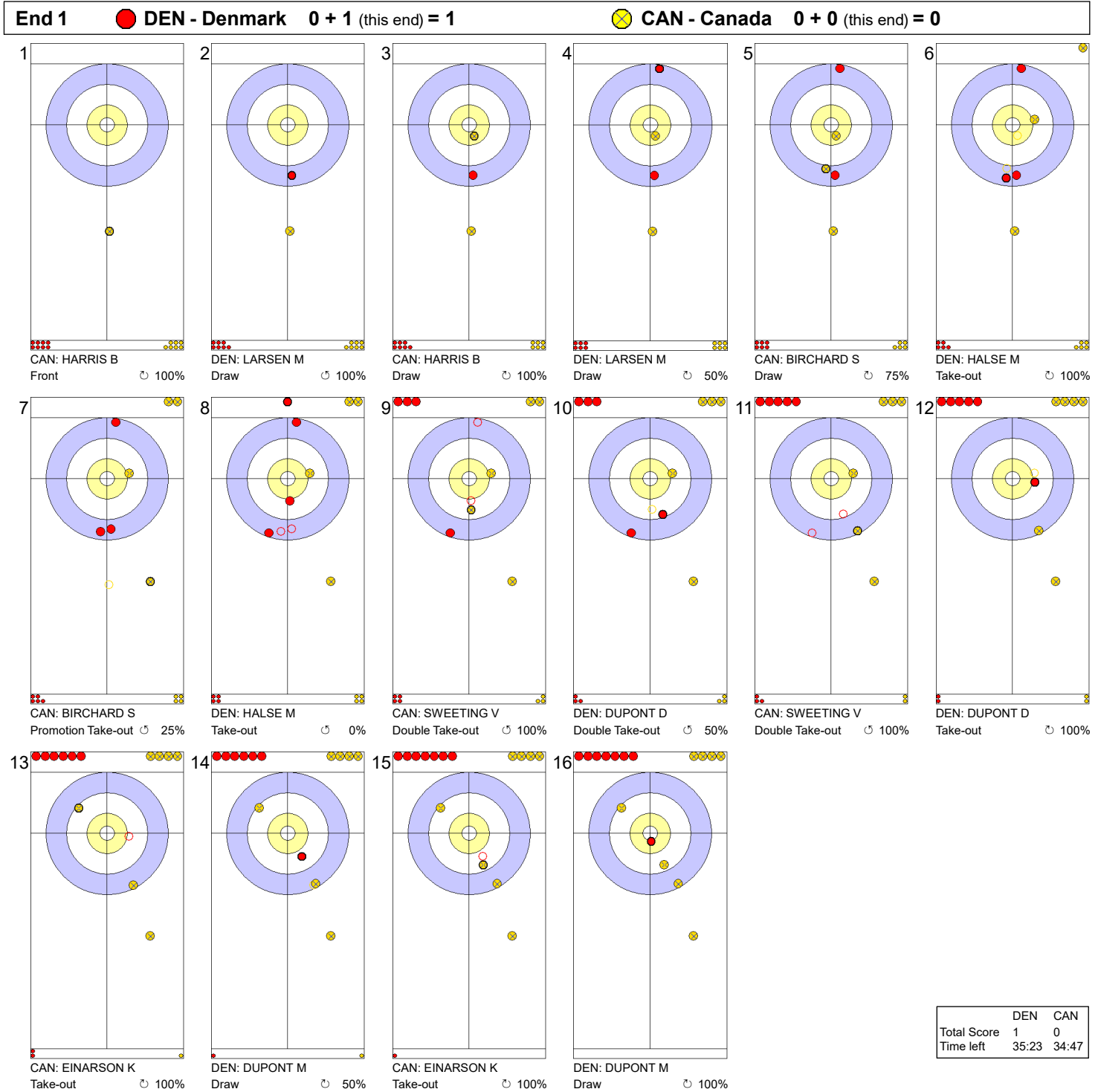
**Note:**  
Position and function for each team member:  
4 = Fourth, 3 = Third, 2 = Second, 1 = Lead, A = Alternate, S = Skip, V = Vice-Skip

**Legend:**  
⌚ Clockwise      ⌚ Counter-clockwise      LSFE(\*) Last Stone First End  
X Unplayed/unfinished end due to concession

**FRI 24 MAR 2023**  
 Start Time 14:00

**Round Robin Session 19 - Sheet A**

**Game - Shot by Shot**



**Legend:**  
 ↻ Clockwise      ↺ Counter-clockwise      - Not considered

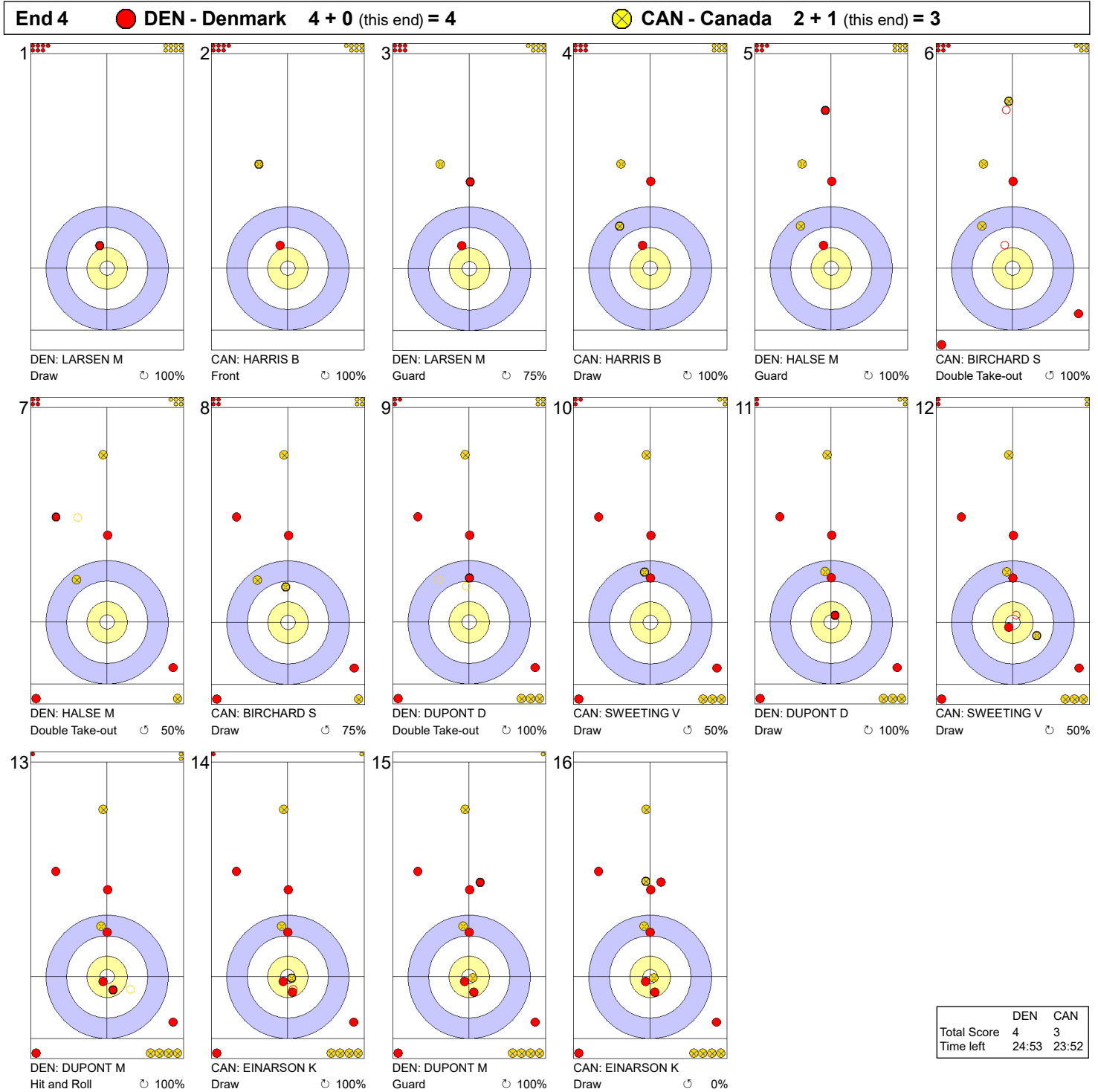




**FRI 24 MAR 2023**  
 Start Time 14:00

**Round Robin Session 19 - Sheet A**

**Game - Shot by Shot**



**Legend:**  
 ↻ Clockwise      ↺ Counter-clockwise      - Not considered





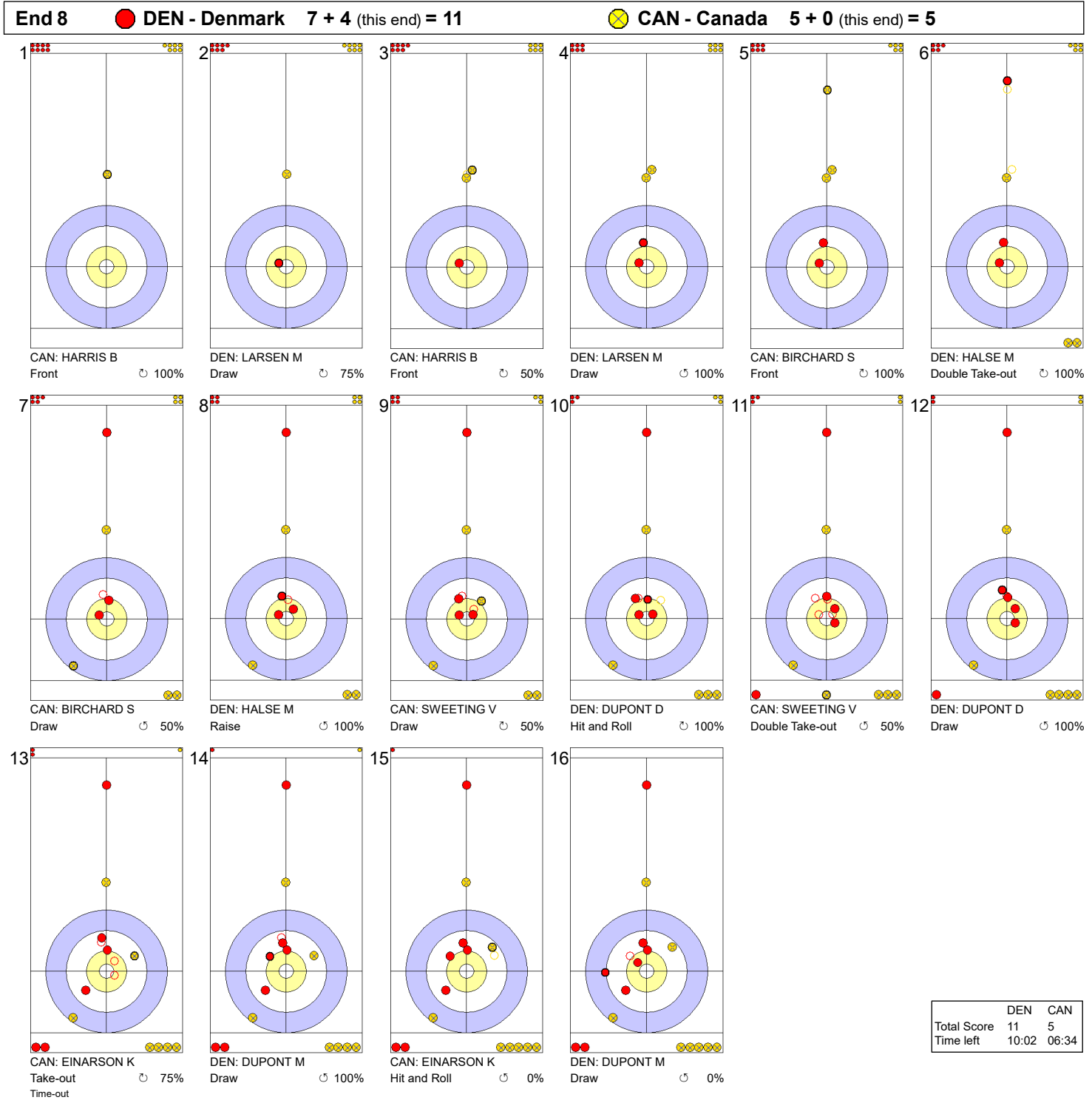




FRI 24 MAR 2023  
Start Time 14:00

Round Robin Session 19 - Sheet A

Game - Shot by Shot



**Legend:**  
 ↻ Clockwise      ↺ Counter-clockwise      - Not considered

FRI 24 MAR 2023  
Start Time 14:00

Round Robin Session 19 - Sheet B

## Game Results

Sheet	Game	Team	LSFE	1	2	3	4	5	6	7	8	9	10	Extra Ends	Total
B	12	USA - United States		0	0	2	1	0	1	0	2	0	0		6
	11	KOR - Korea	*	0	1	0	0	3	0	2	0	2	2		10

USA - United States		Shot Success	Game	All
4 S	PETERSON Tabitha	65%		80%
3 V	THIESSE Cory	80%		84%
2	HAMILTON Becca	85%		82%
1	PETERSON Tara	90%		87%
A	PERSINGER Vicky	-		92%
Team Total		80%		83%

KOR - Korea		Shot Success	Game	All
4 S	HA Seungyoun	84%		74%
3 V	KIM Hyerin	71%		77%
2	YANG Taei	81%		79%
1	KIM Sujin	80%		87%
A	-	-		-
Team Total		79%		79%

Last Stone Draw		Distance
☺	PETERSON Tara	32.3cm
☹	PETERSON Tabitha	59.6cm
<b>Total</b>		<b>91.9cm</b>

Last Stone Draw		Distance
☺	HA Seungyoun	24.9cm
☹	YANG Taei	34.8cm
<b>Total</b>		<b>59.7cm</b>

Time remaining: 0 minutes 25 seconds

Time-out: End 10 - USA stone 7

Time remaining: 0 minutes 31 seconds

Time-out: End 6 - KOR stone 8

## Shot Success Analysis

USA - United States		☺	☹	Game
4 PETERSON Tabitha	Draws	3 50%	7 68%	10 63%
	Take-outs	4 69%	6 67%	10 68%
	Total	7 61%	13 67%	20 65%
3 THIESSE Cory	Draws	8 91%	3 75%	11 86%
	Take-outs	5 70%	4 75%	9 72%
	Total	13 83%	7 75%	20 80%
2 HAMILTON Becca	Draws	6 79%	8 88%	14 84%
	Take-outs	1 100%	5 85%	6 88%
	Total	7 82%	13 87%	20 85%
1 PETERSON Tara	Draws	12 88%	7 93%	19 89%
	Take-outs	1 100%	0 -	1 100%
	Total	13 88%	7 93%	20 90%
A PERSINGER Vicky	Draws	0 -	0 -	0 -
	Take-outs	0 -	0 -	0 -
	Total	0 -	0 -	0 -
Team	Draws	29 83%	25 82%	54 82%
	Take-outs	11 75%	15 75%	26 75%
	Total	40 81%	40 79%	80 80%

KOR - Korea		☺	☹	Game
4 HA Seungyoun	Draws	2 100%	6 92%	8 94%
	Take-outs	4 50%	8 91%	12 77%
	Total	6 67%	14 91%	20 84%
3 KIM Hyerin	Draws	2 50%	2 50%	4 50%
	Take-outs	7 68%	9 83%	16 77%
	Total	9 64%	11 77%	20 71%
2 YANG Taei	Draws	1 100%	4 75%	5 80%
	Take-outs	6 92%	9 75%	15 82%
	Total	7 93%	13 75%	20 81%
1 KIM Sujin	Draws	14 79%	4 75%	18 78%
	Take-outs	1 100%	1 100%	2 100%
	Total	15 80%	5 80%	20 80%
A -	Draws	0 -	0 -	0 -
	Take-outs	0 -	0 -	0 -
	Total	0 -	0 -	0 -
Team	Draws	19 79%	16 78%	35 79%
	Take-outs	18 74%	27 83%	45 79%
	Total	37 76%	43 81%	80 79%

### Note:

Position and function for each team member:

4 = Fourth, 3 = Third, 2 = Second, 1 = Lead, A = Alternate, S = Skip, V = Vice-Skip

### Legend:

☺ Clockwise

☹ Counter-clockwise

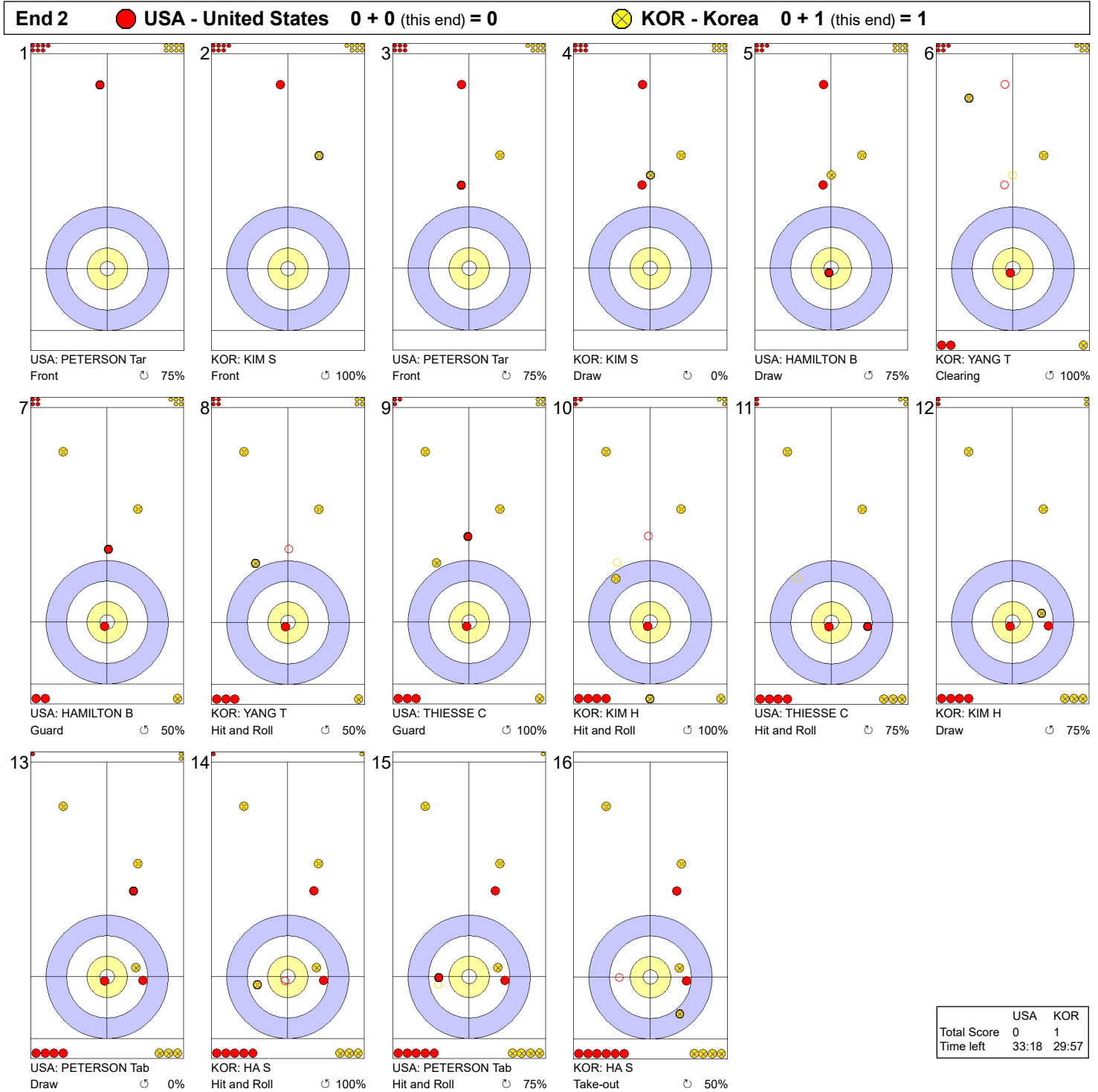
LSFE(\*) Last Stone First End



**FRI 24 MAR 2023**  
 Start Time 14:00

**Round Robin Session 19 - Sheet B**

**Game - Shot by Shot**



**Legend:**  
 ↻ Clockwise      ↺ Counter-clockwise      - Not considered





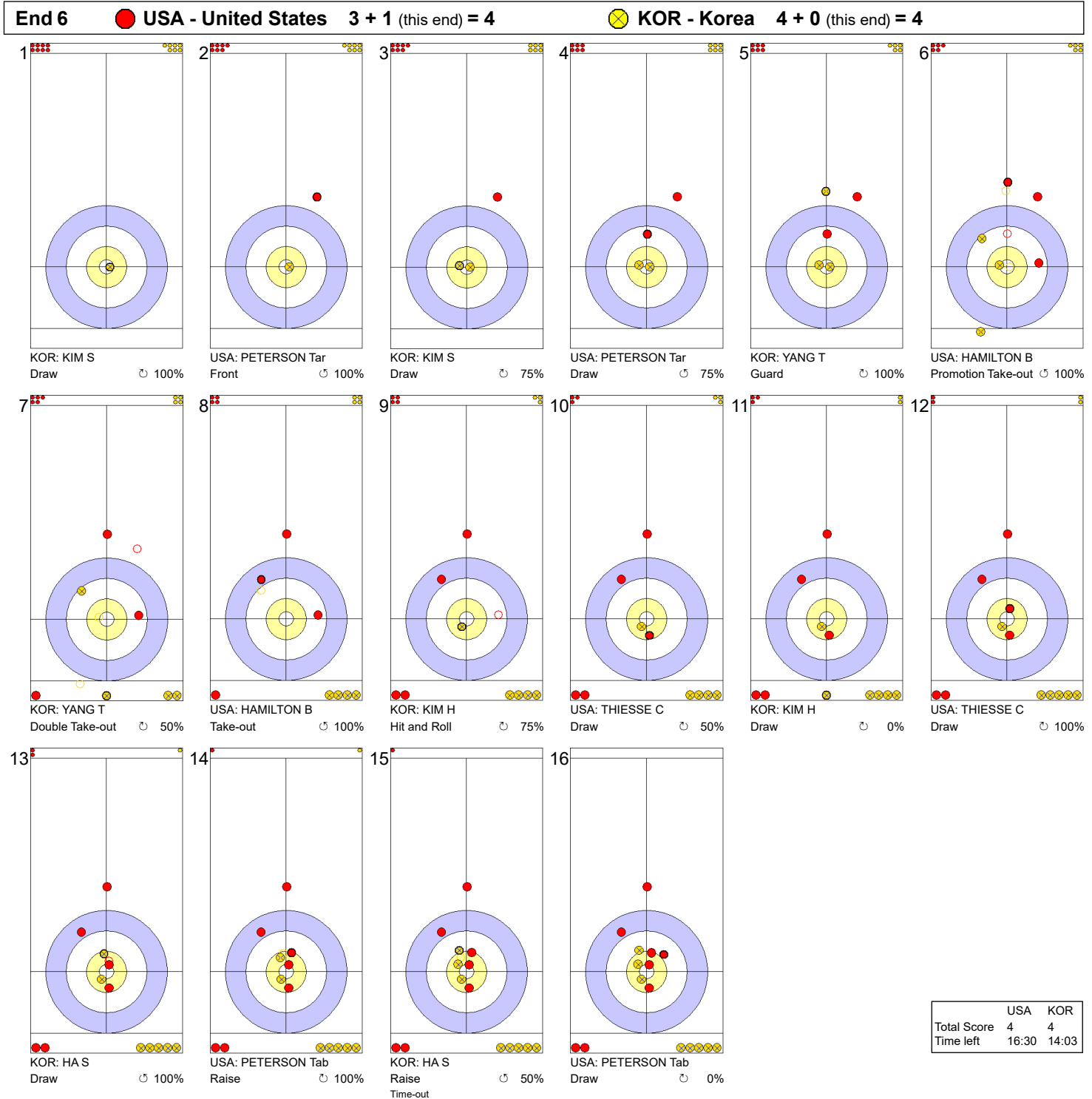




FRI 24 MAR 2023  
Start Time 14:00

Round Robin Session 19 - Sheet B

Game - Shot by Shot



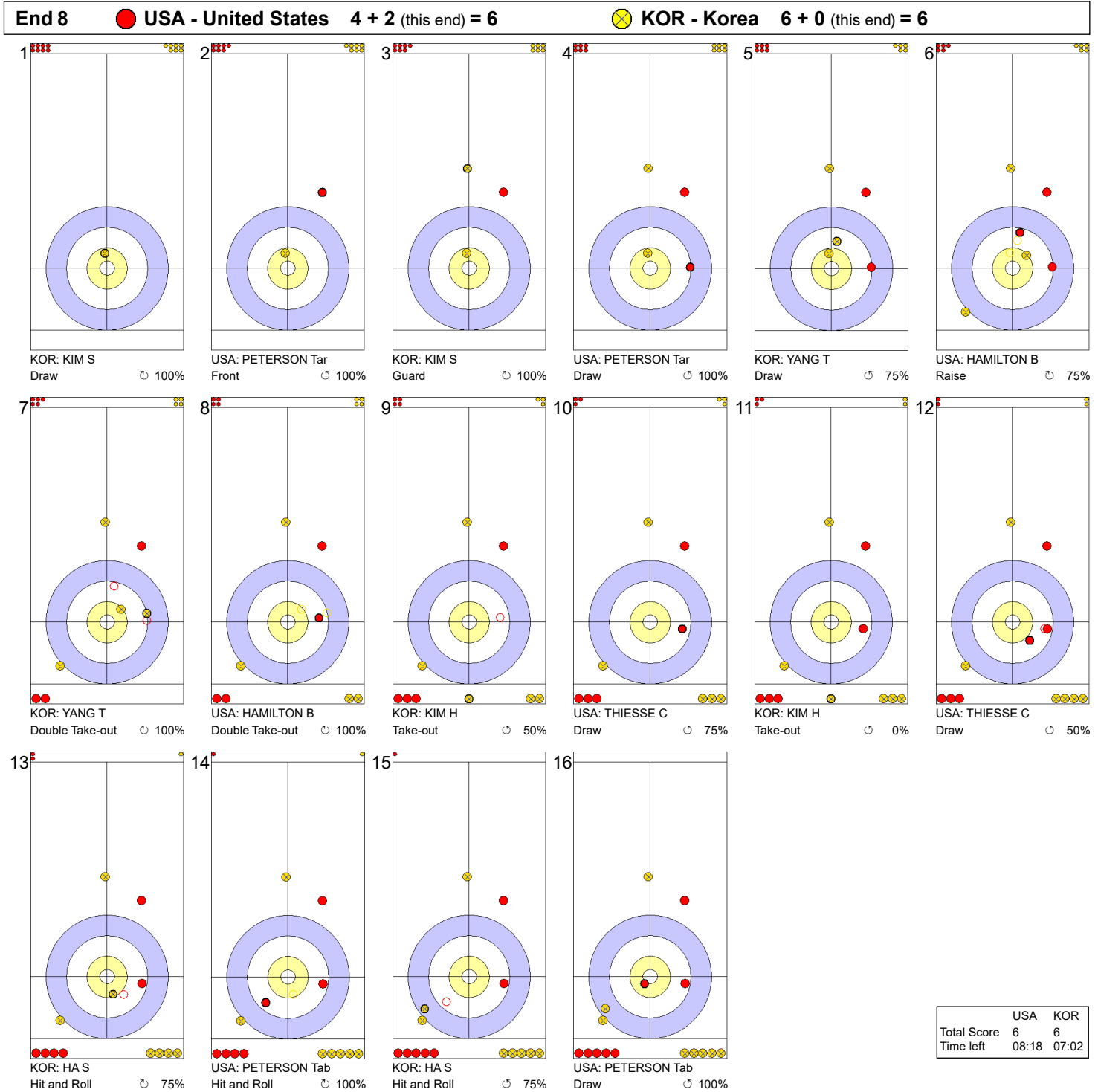
**Legend:**  
 ↻ Clockwise      ↺ Counter-clockwise      - Not considered





**FRI 24 MAR 2023**  
 Start Time 14:00

**Round Robin Session 19 - Sheet B**

**Game - Shot by Shot**

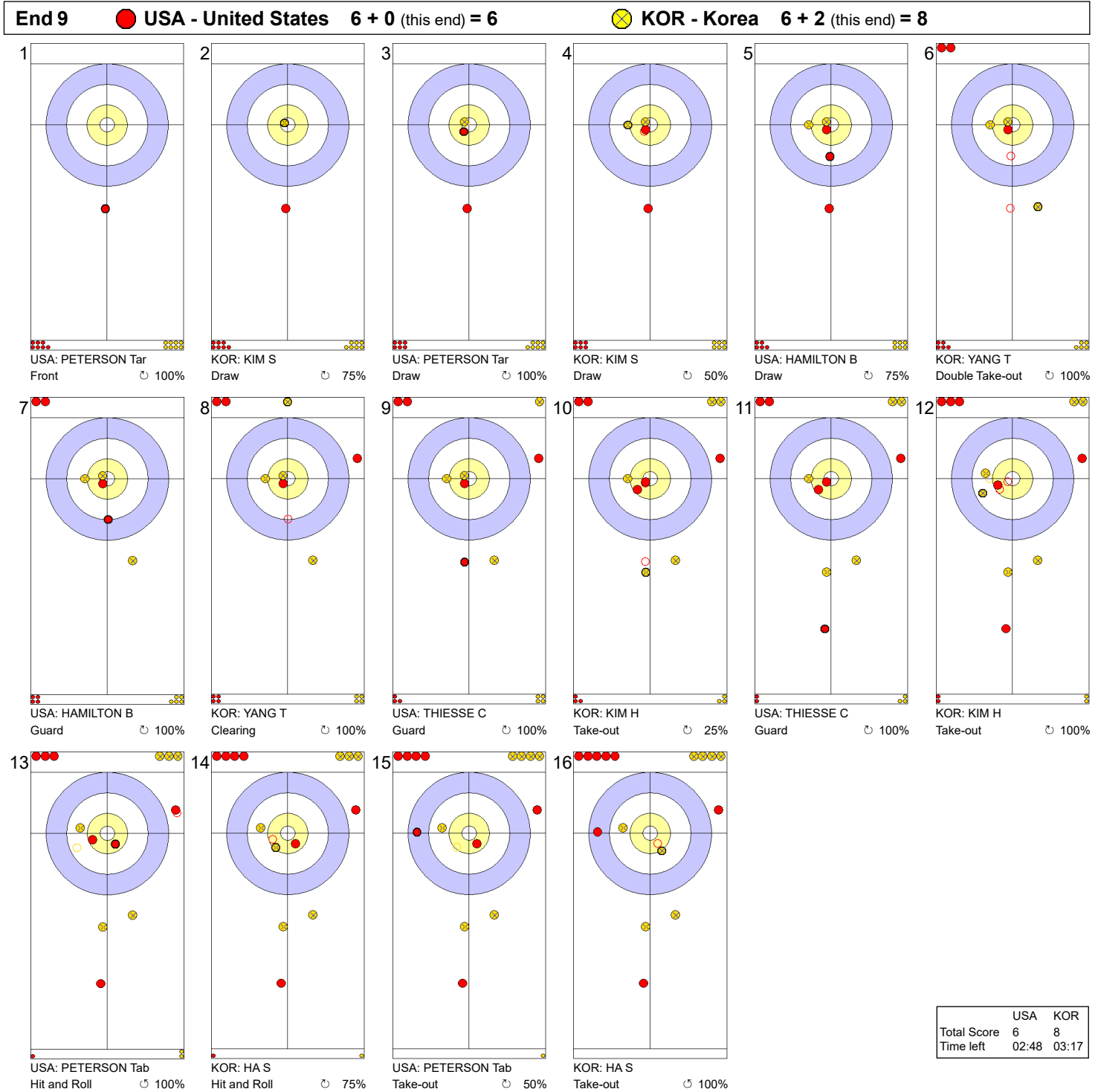


**Legend:**  
 Clockwise     
  Counter-clockwise     
 - Not considered

**FRI 24 MAR 2023**  
 Start Time 14:00

**Round Robin Session 19 - Sheet B**

**Game - Shot by Shot**

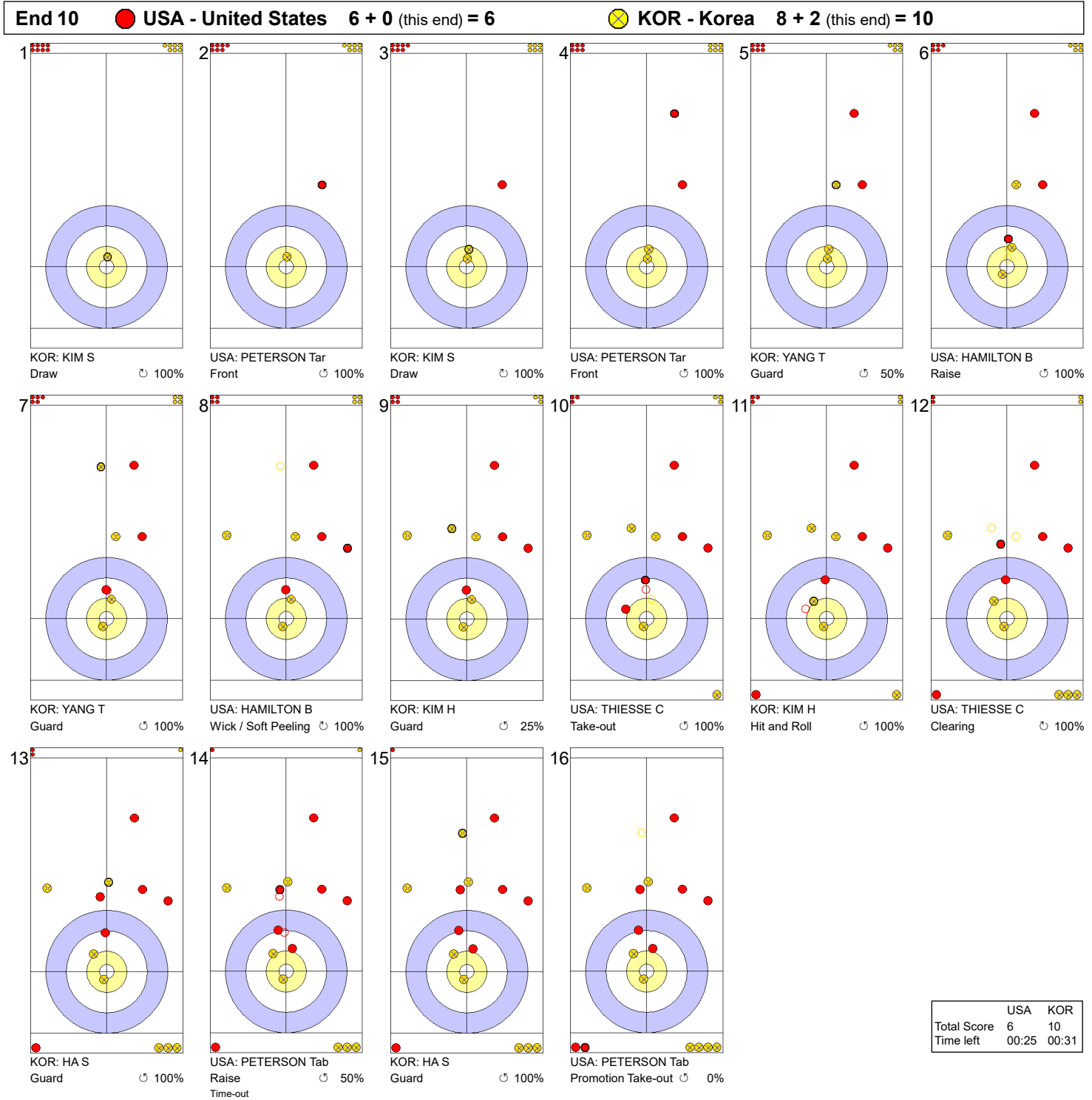


**Legend:**  
 ↻ Clockwise   ↺ Counter-clockwise   - Not considered

**FRI 24 MAR 2023**  
 Start Time 14:00

**Round Robin Session 19 - Sheet B**

**Game - Shot by Shot**



**Legend:**  
 ↻ Clockwise      ↺ Counter-clockwise      - Not considered

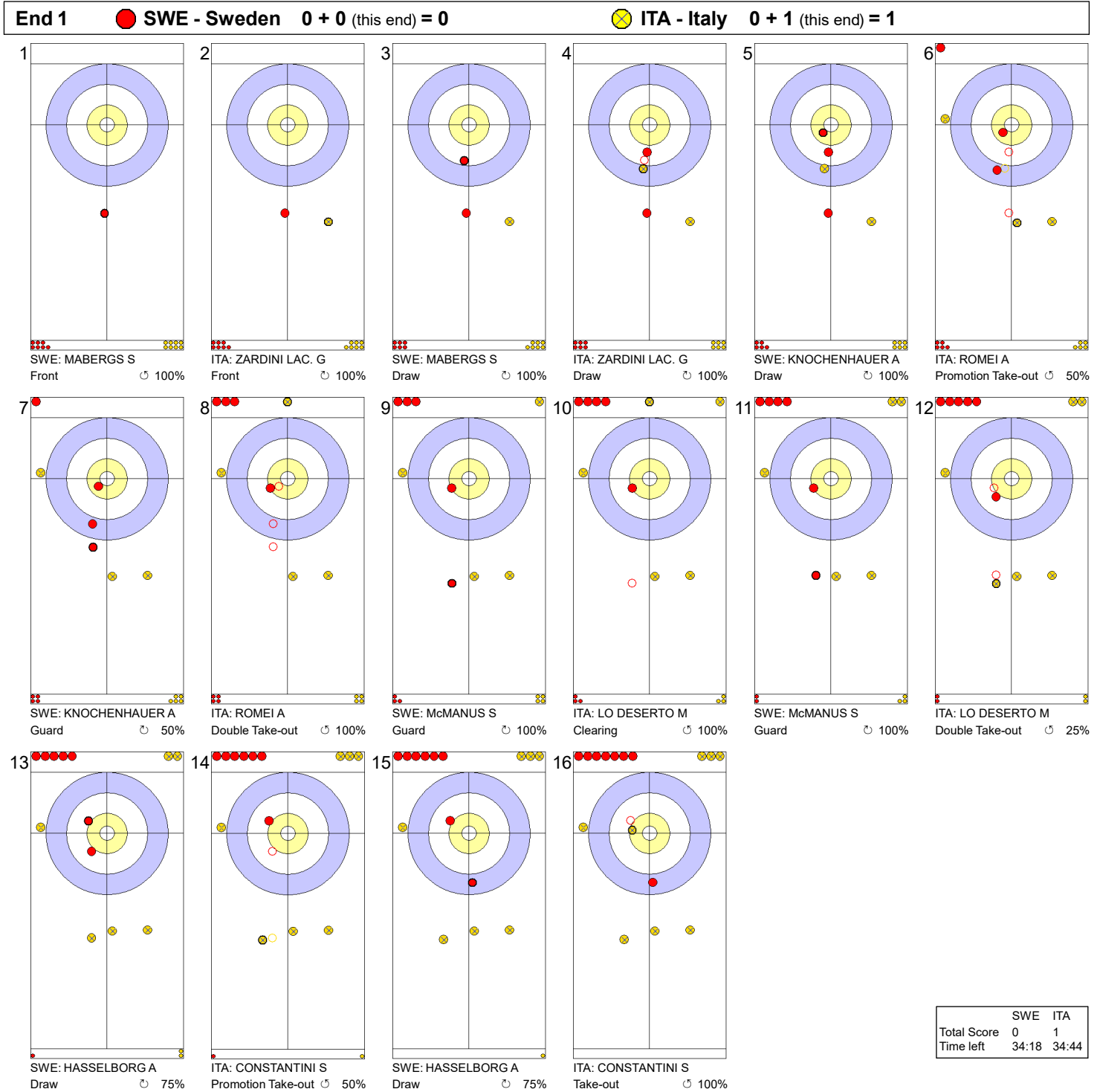




FRI 24 MAR 2023  
Start Time 14:00

Round Robin Session 19 - Sheet C

Game - Shot by Shot

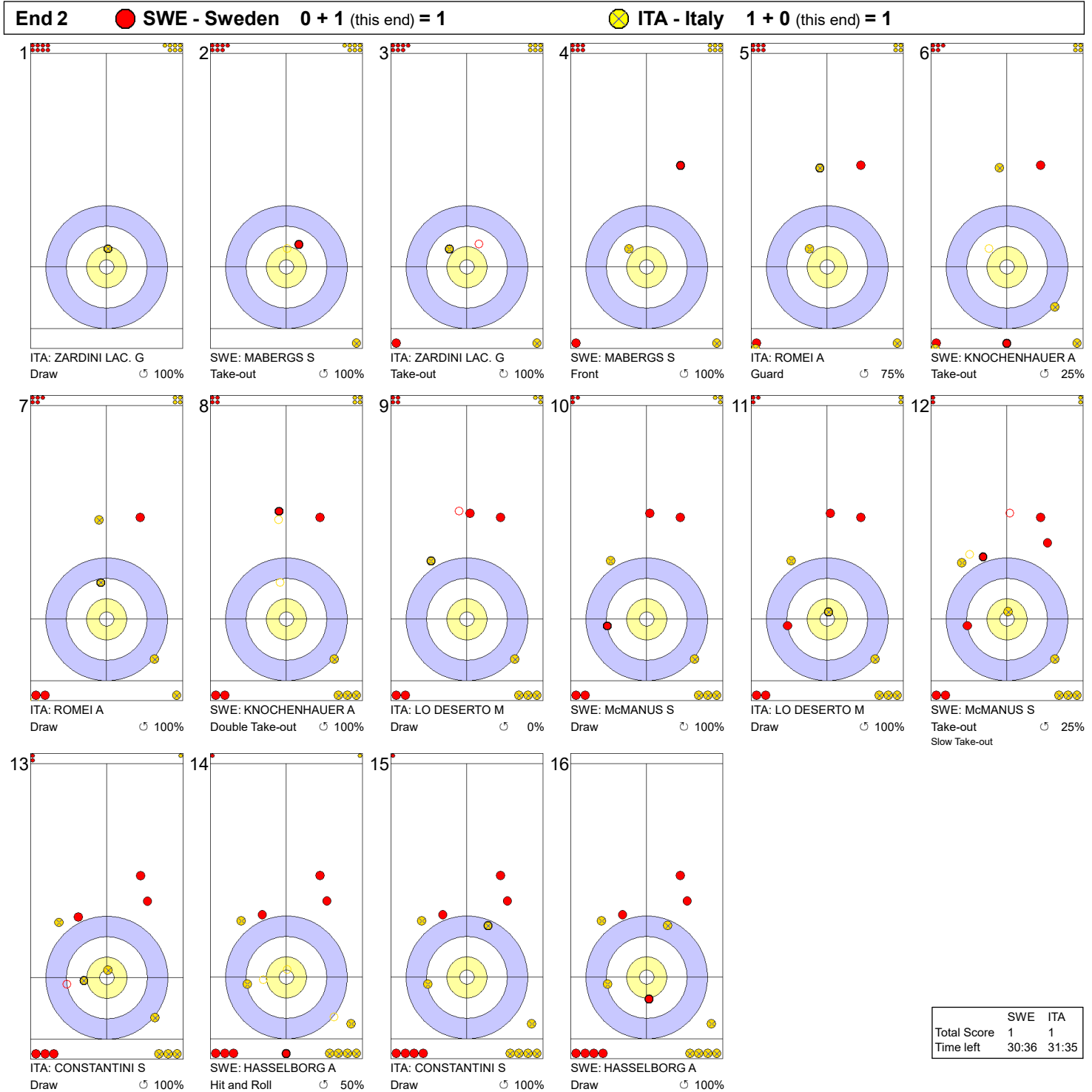


**Legend:**  
 ↻ Clockwise      ↺ Counter-clockwise      - Not considered

**FRI 24 MAR 2023**  
 Start Time 14:00

**Round Robin Session 19 - Sheet C**

**Game - Shot by Shot**



**FRI 24 MAR 2023**  
 Start Time 14:00

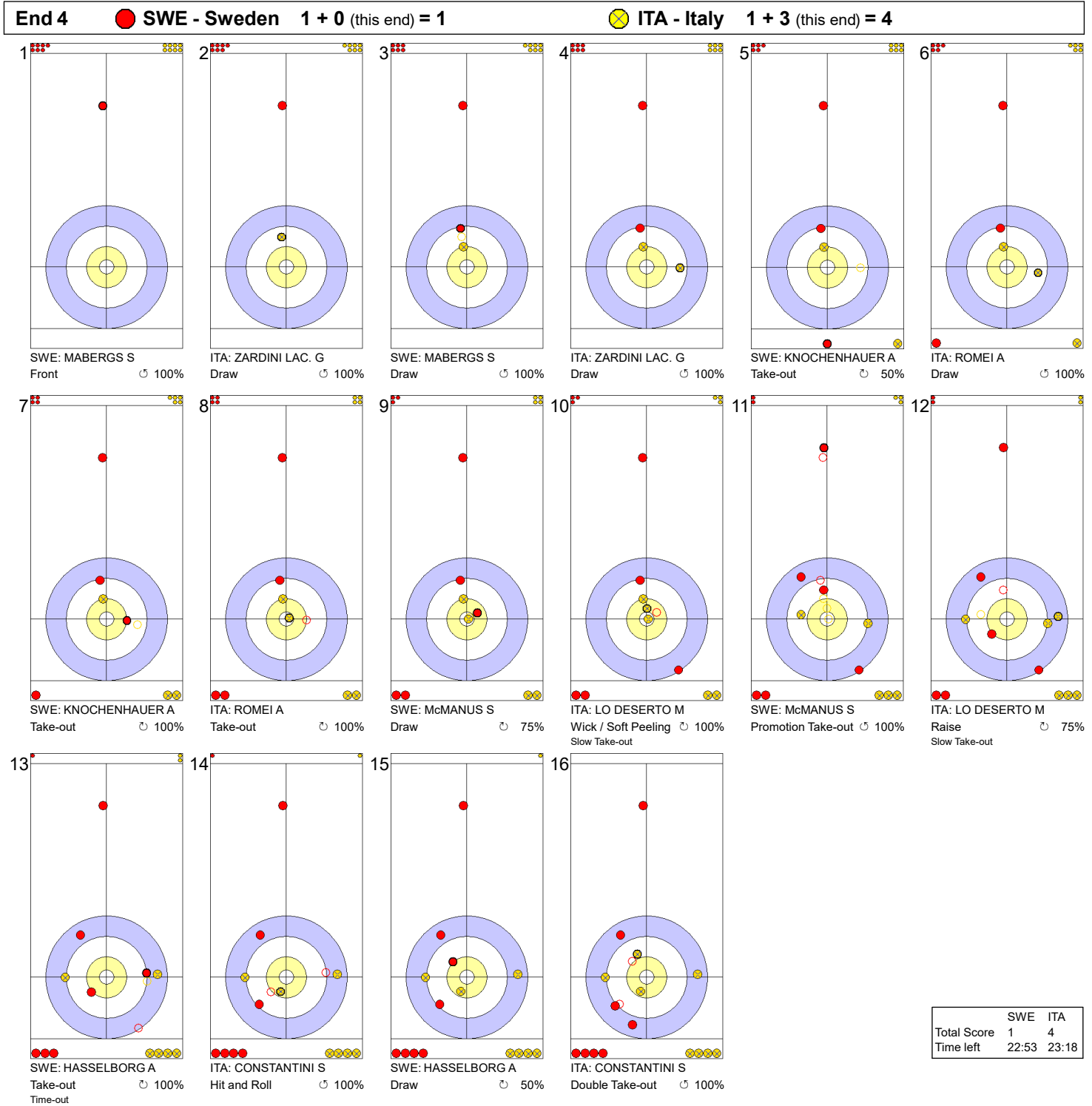
**Round Robin Session 19 - Sheet C**



**Game - Shot by Shot**



**Legend:**  
 ↻ Clockwise      ↺ Counter-clockwise      - Not considered

**Game - Shot by Shot**

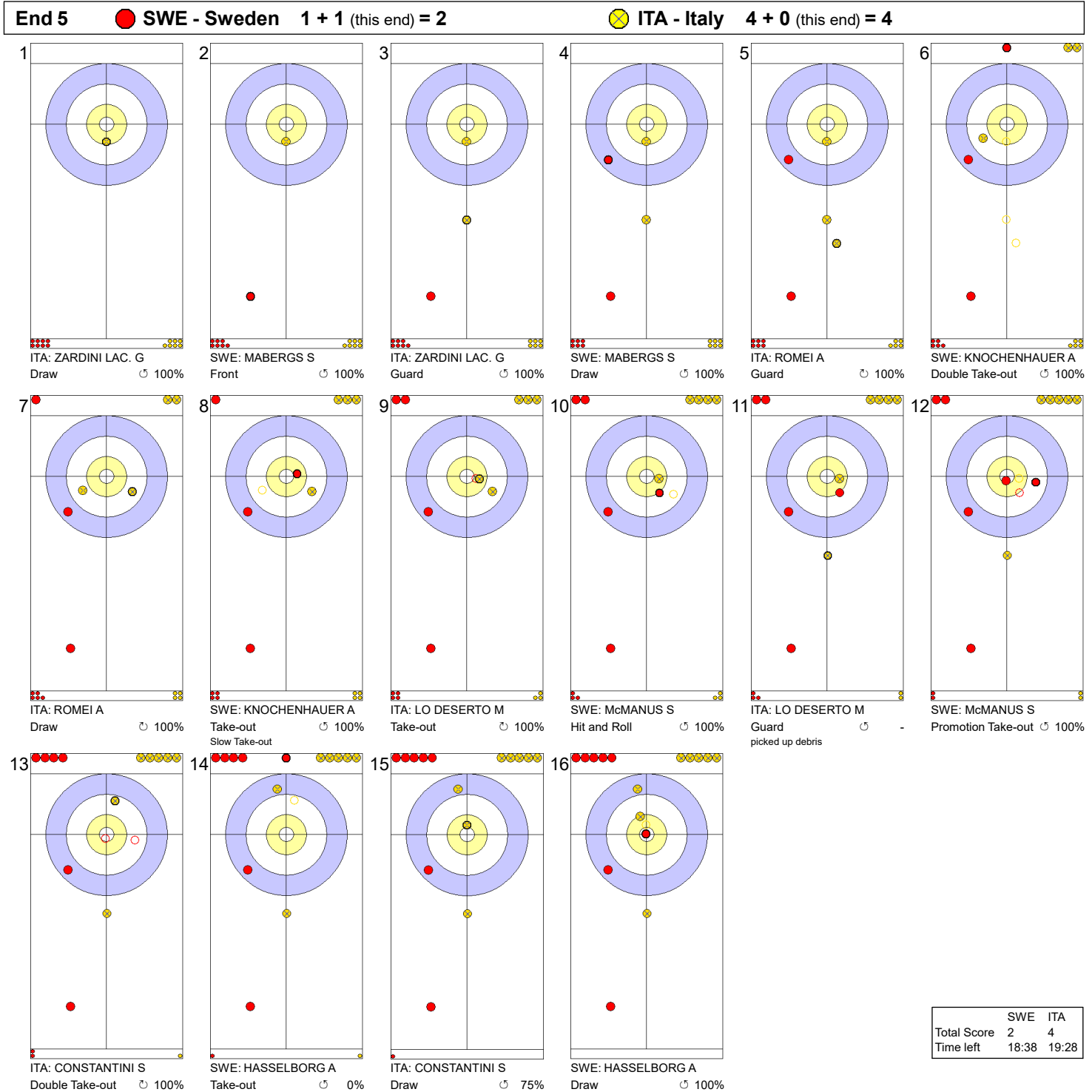


**Legend:**  
 Clockwise     
  Counter-clockwise     
 - Not considered

FRI 24 MAR 2023  
Start Time 14:00

Round Robin Session 19 - Sheet C

Game - Shot by Shot

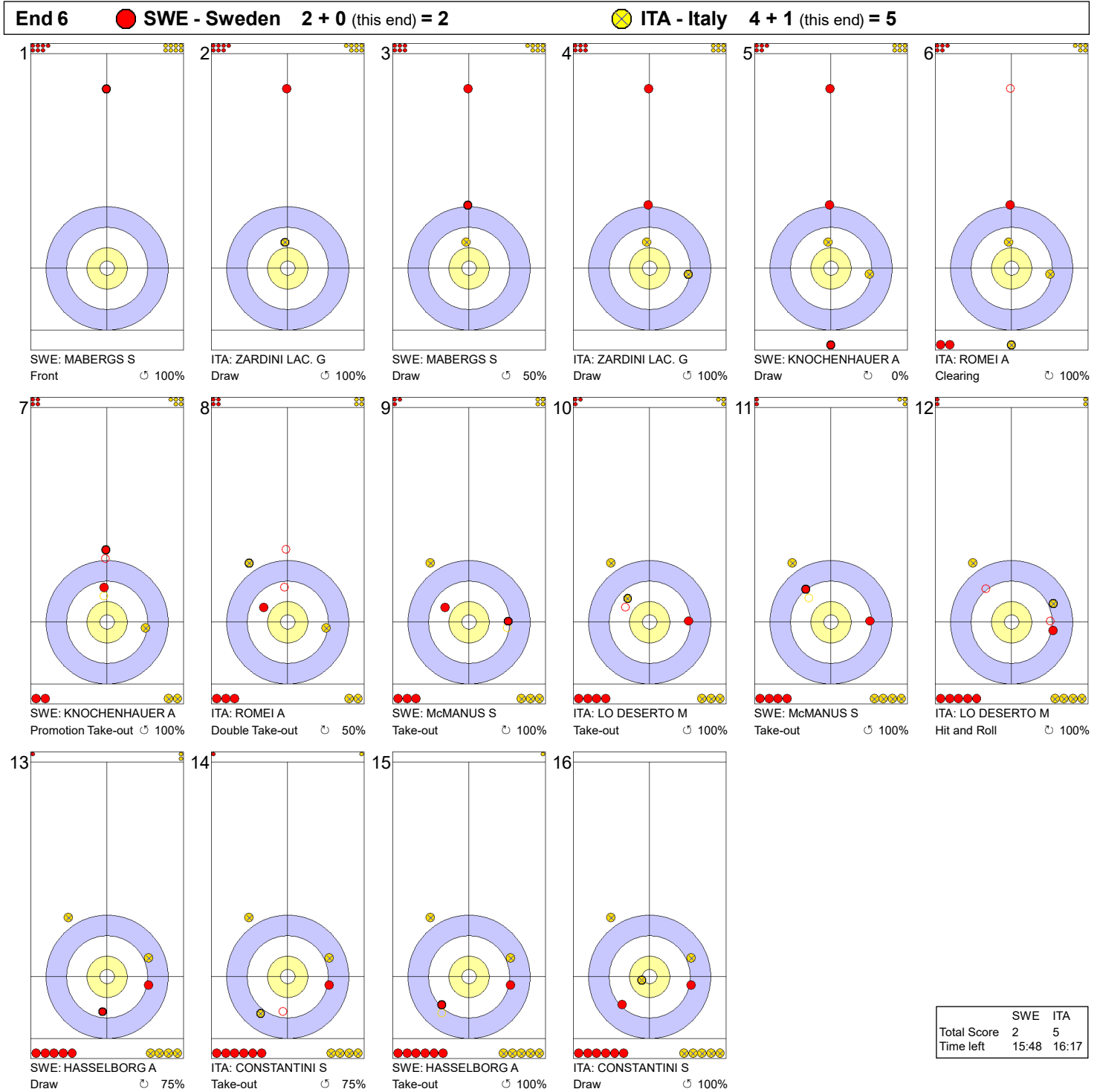


**Legend:**  
 ↻ Clockwise      ↺ Counter-clockwise      - Not considered

FRI 24 MAR 2023  
Start Time 14:00

Round Robin Session 19 - Sheet C

Game - Shot by Shot

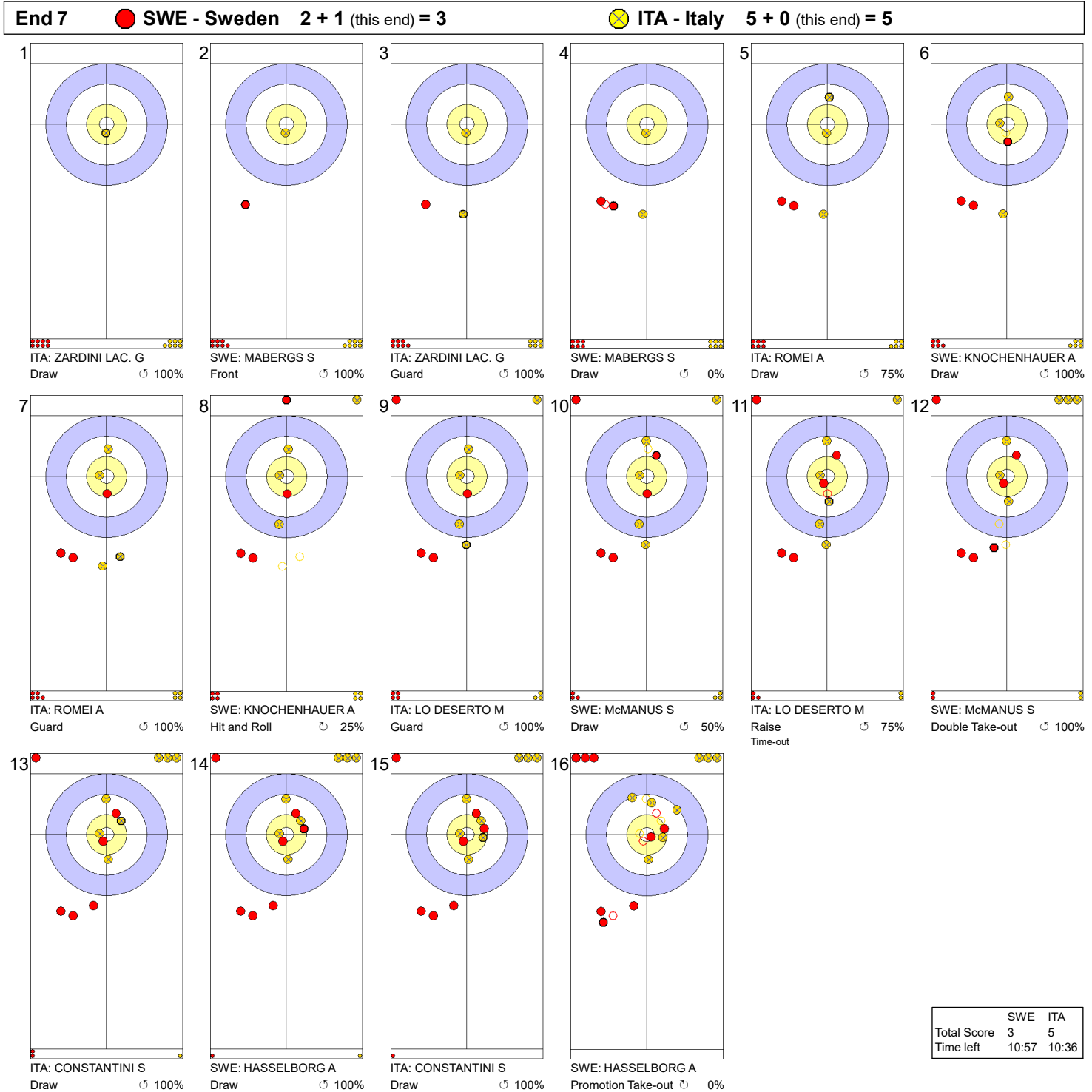


**Legend:**  
 ↻ Clockwise      ↺ Counter-clockwise      - Not considered

**FRI 24 MAR 2023**
  
**Start Time 14:00**

**Round Robin Session 19 - Sheet C**

**Game - Shot by Shot**



**Legend:**
  
 ↻ Clockwise                      ↺ Counter-clockwise                      - Not considered





**FRI 24 MAR 2023**
  
 Start Time 14:00

**Round Robin Session 19 - Sheet C**

**Game - Shot by Shot**

**End 9**    ● **SWE - Sweden** 3 + 0 (this end) = 3    ● **ITA - Italy** 6 + 1 (this end) = 7



	SWE	ITA
Total Score	3	7
Time left	03:01	02:30

**Legend:**
  
 ↻ Clockwise      ↺ Counter-clockwise      - Not considered

FRI 24 MAR 2023  
Start Time 14:00

Round Robin Session 19 - Sheet D

## Game Results

Sheet	Game	Team	LSFE	1	2	3	4	5	6	7	8	9	10	Extra Ends	Total
D	12	NZL - New Zealand	*	0	2	0	1	0	0	1	0	1	X		5
	12	JPN - Japan		1	0	2	0	0	4	0	0	0	X		7

NZL - New Zealand		Shot Success	Game	All
4 S	SMITH Jessica	70%	63%	
3 V	THOMPSON Holly	59%	65%	
2	BECKER Bridget	70%	64%	
1	THURLOW Natalie	73%	71%	
A	KINNEY Ruby	-	63%	
Team Total		68%	66%	

JPN - Japan		Shot Success	Game	All
4 S	FUJISAWA Satsuki	77%	74%	
3 V	YOSHIDA Chinami	89%	82%	
2	SUZUKI Yumi	75%	79%	
1	YOSHIDA Yurika	72%	84%	
A	ISHIZAKI Kotomi	-	-	
Team Total		78%	80%	

Last Stone Draw		Distance
⌚	BECKER Bridget	35.5cm
⌚	SMITH Jessica	37.8cm
<b>Total</b>		<b>73.3cm</b>

Last Stone Draw		Distance
⌚	YOSHIDA Chinami	117.2cm
⌚	SUZUKI Yumi	17.4cm
<b>Total</b>		<b>134.6cm</b>

Time remaining: 2 minutes 57 seconds

Time remaining: 4 minutes 20 seconds

Time-out: End 7 - JPN stone 7

## Shot Success Analysis

NZL - New Zealand		⌚	⌚	Game
4	SMITH Jessica	Draws	3 58%	10 70%
	Take-outs	4 75%	2 75%	6 75%
	Total	7 68%	12 71%	19 70%
3	THOMPSON Holly	Draws	5 85%	7 61%
	Take-outs	3 42%	5 40%	8 41%
	Total	8 69%	12 52%	20 59%
2	BECKER Bridget	Draws	7 57%	8 75%
	Take-outs	2 88%	3 75%	5 80%
	Total	9 64%	11 75%	20 70%
1	THURLOW Natalie	Draws	6 75%	13 71%
	Take-outs	0 -	1 75%	1 75%
	Total	6 75%	14 71%	20 73%
A	KINNEY Ruby	Draws	0 -	0 -
	Take-outs	0 -	0 -	0 -
	Total	0 -	0 -	0 -
Team	Draws	21 69%	38 70%	59 69%
	Take-outs	9 67%	11 59%	20 63%
	Total	30 68%	49 67%	79 68%

JPN - Japan		⌚	⌚	Game
4	FUJISAWA Satsuki	Draws	2 100%	6 58%
	Take-outs	5 75%	3 100%	8 84%
	Total	7 82%	9 72%	16 77%
3	YOSHIDA Chinami	Draws	1 50%	3 100%
	Take-outs	5 85%	11 91%	16 89%
	Total	6 79%	14 93%	20 89%
2	SUZUKI Yumi	Draws	0 -	6 83%
	Take-outs	8 63%	6 83%	14 71%
	Total	8 63%	12 83%	20 75%
1	YOSHIDA Yurika	Draws	1 75%	12 69%
	Take-outs	3 75%	2 88%	5 80%
	Total	4 75%	14 71%	18 72%
A	ISHIZAKI Kotomi	Draws	0 -	0 -
	Take-outs	0 -	0 -	0 -
	Total	0 -	0 -	0 -
Team	Draws	4 81%	27 73%	31 74%
	Take-outs	21 73%	22 90%	43 81%
	Total	25 74%	49 81%	74 78%

**Note:**  
Position and function for each team member:  
4 = Fourth, 3 = Third, 2 = Second, 1 = Lead, A = Alternate, S = Skip, V = Vice-Skip

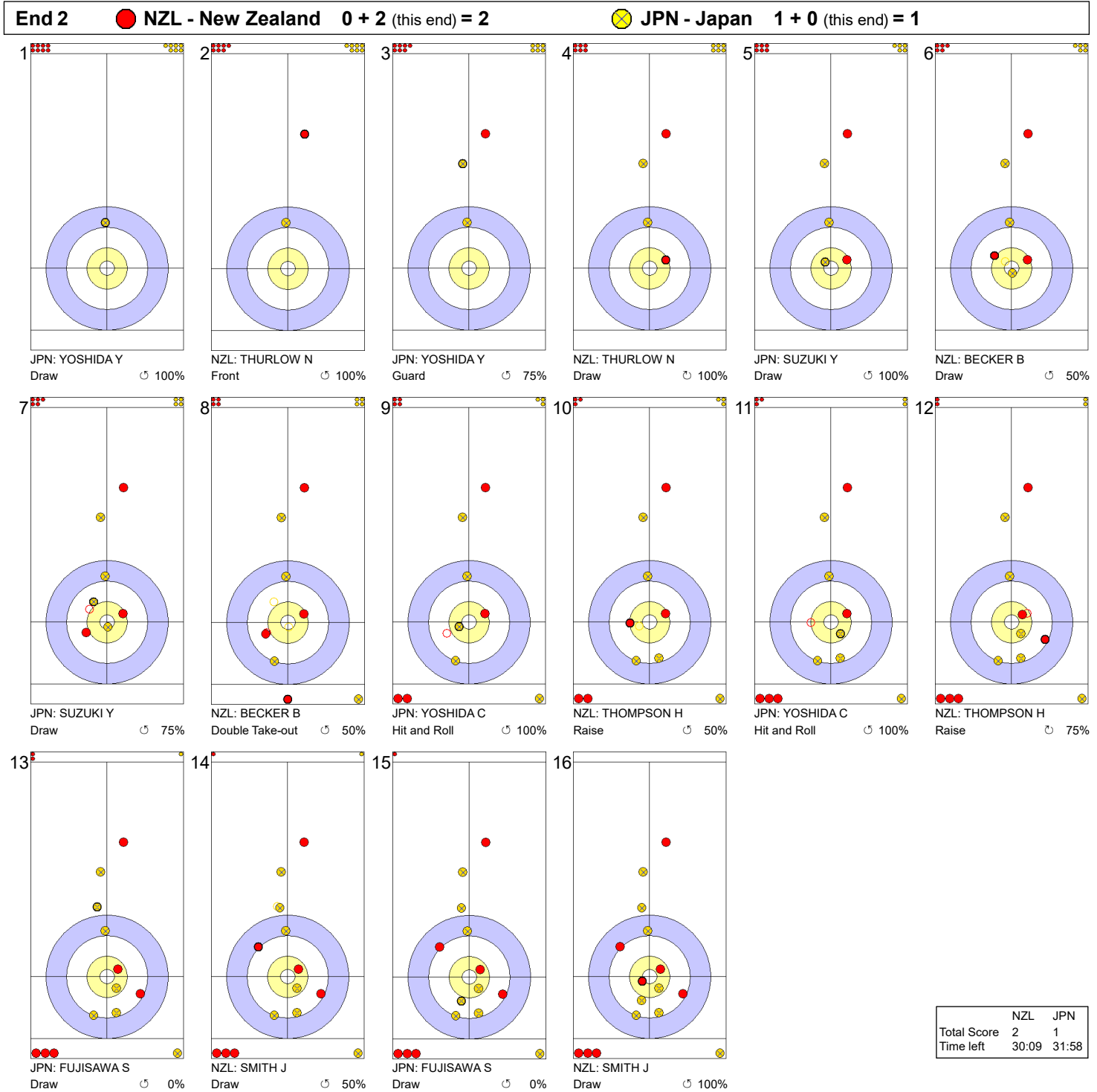
**Legend:**  
⌚ Clockwise      ⌚ Counter-clockwise      LSFE(\*) Last Stone First End  
X Unplayed/unfinished end due to concession



**FRI 24 MAR 2023**  
 Start Time 14:00

**Round Robin Session 19 - Sheet D**

**Game - Shot by Shot**



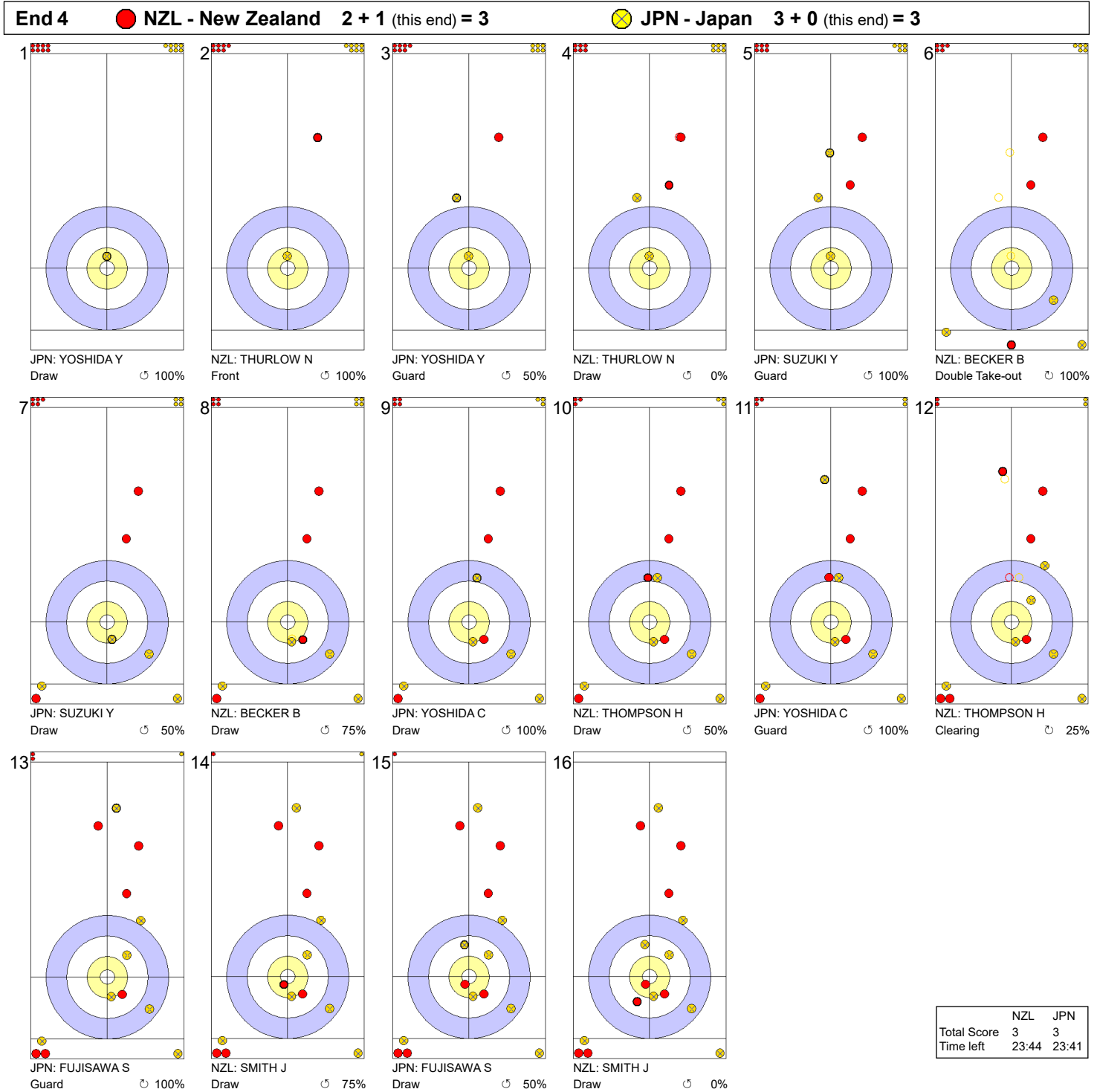
**Legend:**  
 ↻ Clockwise      ↺ Counter-clockwise      - Not considered



FRI 24 MAR 2023  
Start Time 14:00

Round Robin Session 19 - Sheet D

Game - Shot by Shot



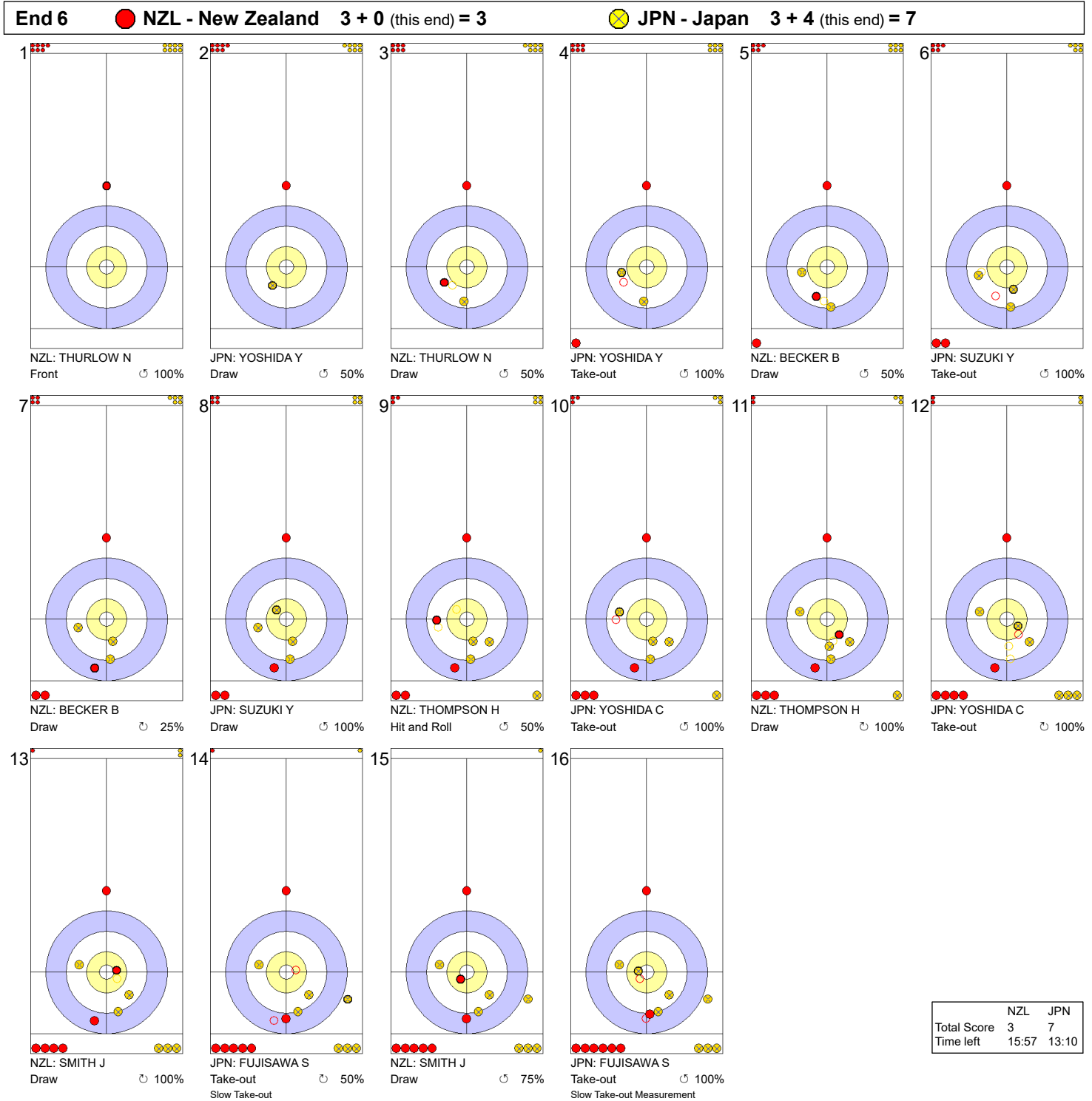
**Legend:**  
 ↻ Clockwise      ↺ Counter-clockwise      - Not considered



**FRI 24 MAR 2023**  
 Start Time 14:00

**Round Robin Session 19 - Sheet D**

**Game - Shot by Shot**



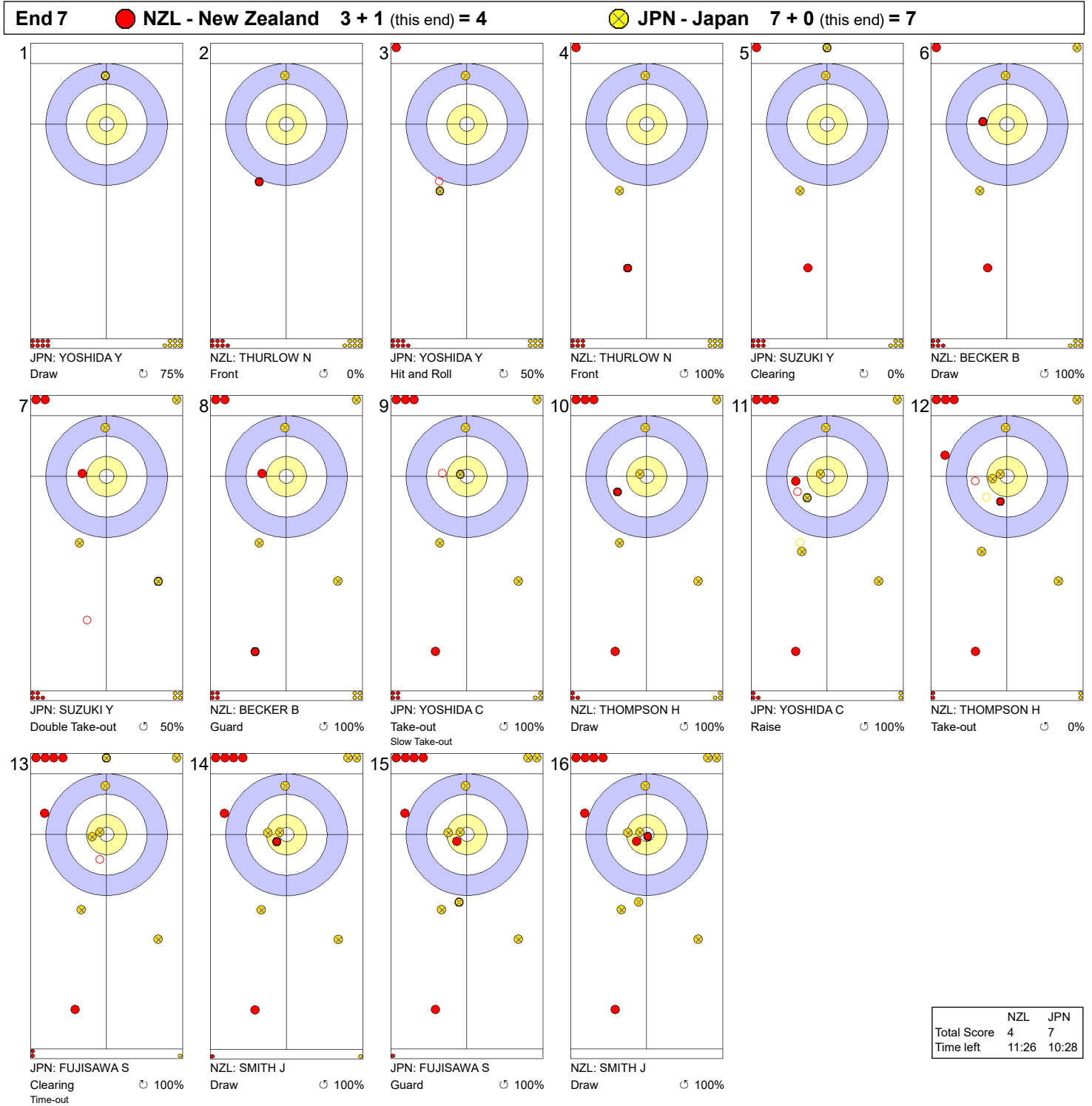
**Legend:**  
 ⌚ Clockwise      ⌚ Counter-clockwise      - Not considered



**FRI 24 MAR 2023**  
 Start Time 14:00

**Round Robin Session 19 - Sheet D**

**Game - Shot by Shot**



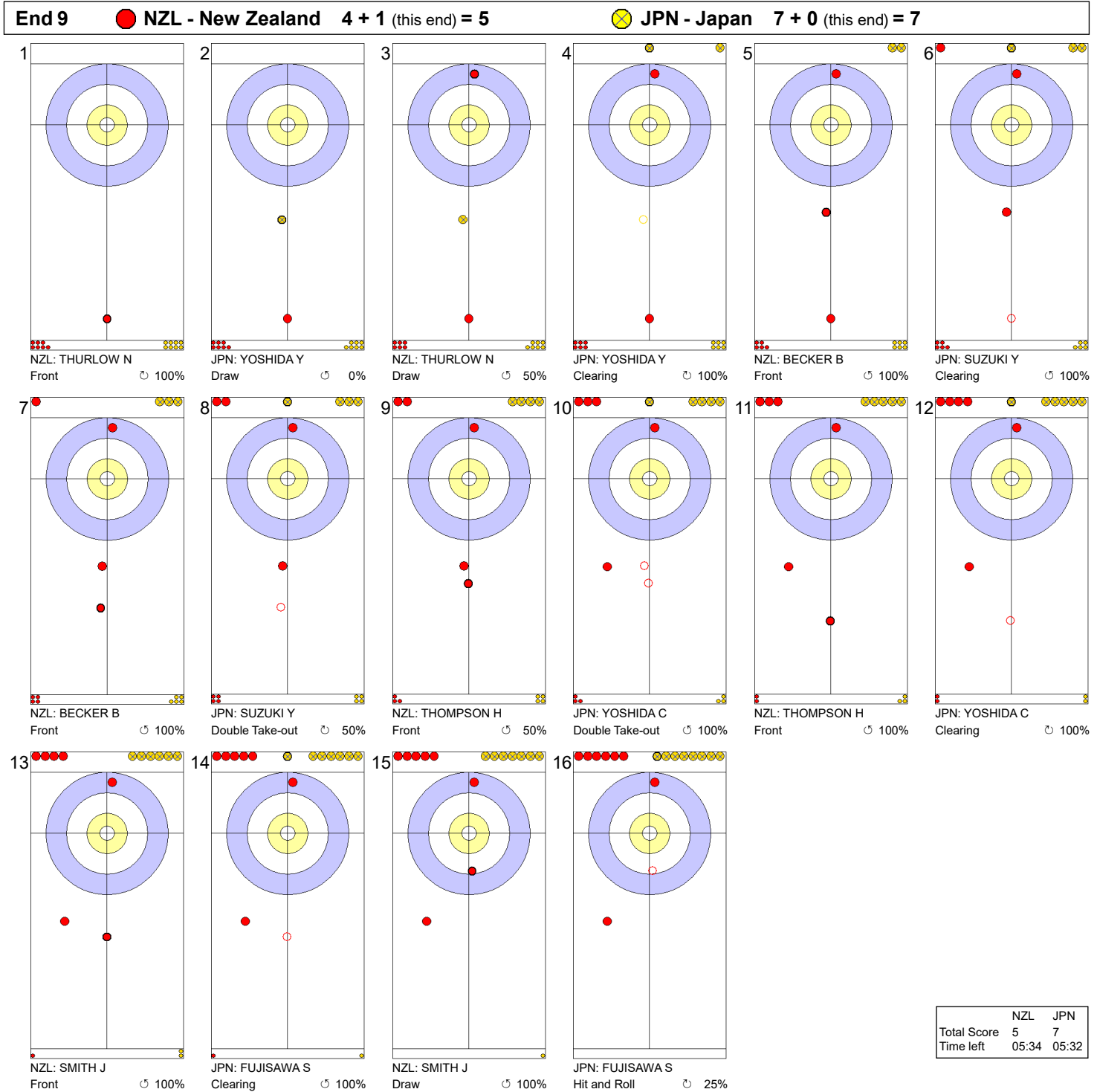
**Legend:**  
 ↻ Clockwise      ↺ Counter-clockwise      - Not considered



**FRI 24 MAR 2023**  
 Start Time 14:00

**Round Robin Session 19 - Sheet D**

**Game - Shot by Shot**

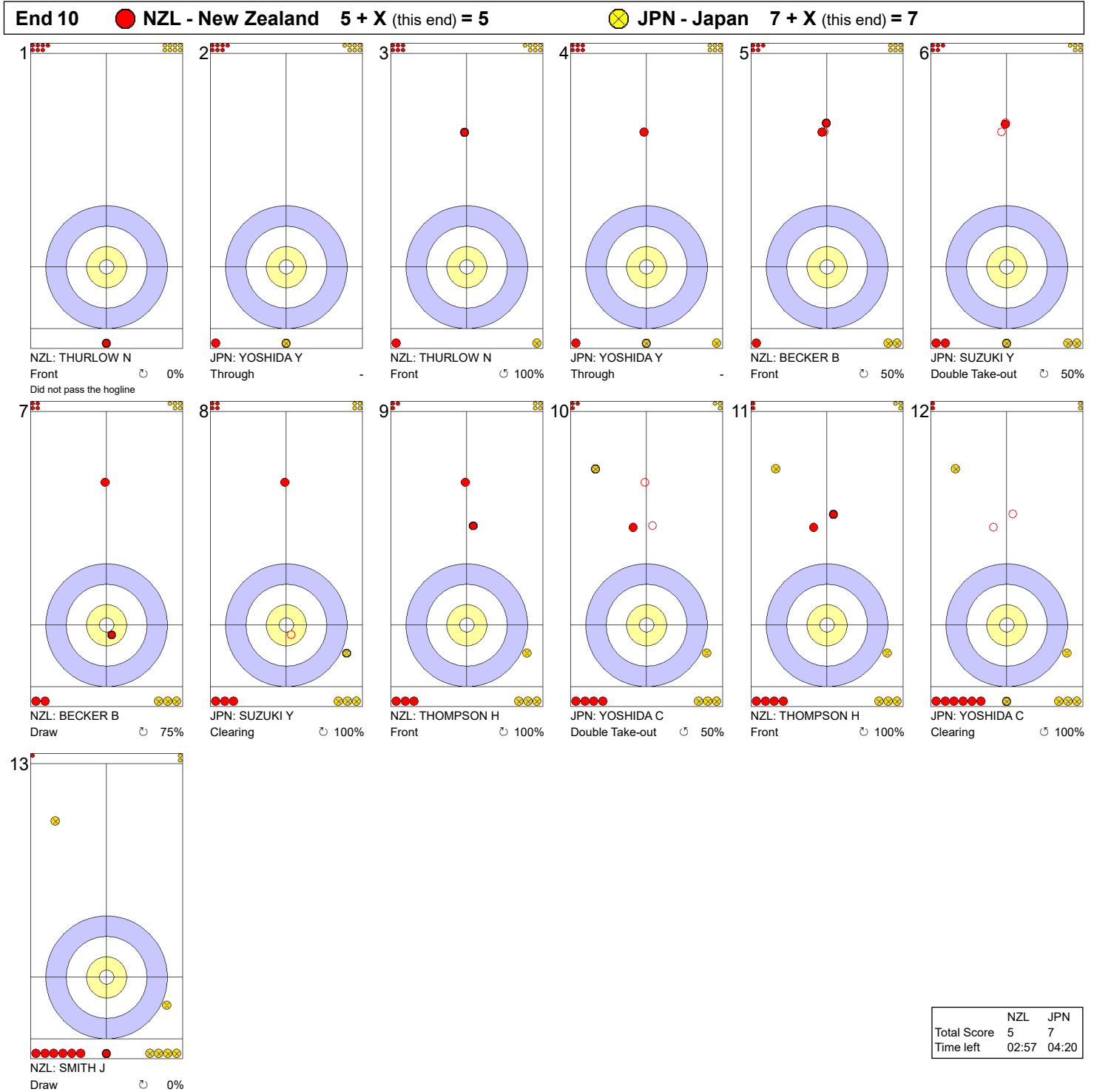


**Legend:**  
 ↻ Clockwise      ↺ Counter-clockwise      - Not considered

FRI 24 MAR 2023  
Start Time 14:00

Round Robin Session 19 - Sheet D

Game - Shot by Shot



**Legend:**  
 ↻ Clockwise      ↺ Counter-clockwise      - Not considered  
 X Unfinished end due to concession

## Session Results and Standings

Sheet	Game	Team	LSFE	1	2	3	4	5	6	7	8	9	10	Extra Ends	Total
A	11	JPN - Japan	*	2	1	1	0	0	1	2	X	X	X		7
	11	GER - Germany		0	0	0	1	0	0	0	X	X	X		1
B	11	SUI - Switzerland	*	0	1	0	3	0	1	0	1	0	1		7
	11	SCO - Scotland		0	0	1	0	1	0	2	0	2	0		6
C	11	TUR - Türkiye		0	0	1	0	2	0	1	0	X	X		4
	11	CAN - Canada	*	1	3	0	1	0	1	0	4	X	X		10
D	11	ITA - Italy		0	0	0	1	0	0	1	1	0	2	0	5
	11	NOR - Norway	*	0	2	0	0	0	1	0	0	2	0	1	6

## Current Standings

Rank	Team	Games	Wins	Losses	
1	SUI - Switzerland	11	11	0	Q
2	SWE - Sweden	10	7	3	
3	CAN - Canada	11	7	4	
3	NOR - Norway	11	7	4	Q
5	ITA - Italy	11	6	5	
5	JPN - Japan	11	6	5	
5	USA - United States	11	6	5	
8	GER - Germany	11	5	6	
8	TUR - Türkiye	11	5	6	
10	KOR - Korea	10	4	6	
11	DEN - Denmark	10	3	7	
12	SCO - Scotland	11	3	8	
13	NZL - New Zealand	11	0	11	

**Note:**  
Under WCF rules, tie-breaking rules for standings are not applied until after the last game of the round robin.

**Legend:**  
LSFE(\*) Last Stone First End      Q Qualified for the play-offs      X Unplayed/unfinished end due to concession

FRI 24 MAR 2023  
Start Time 9:00

Round Robin Session 18 - Sheet A

## Game Results

Sheet	Game	Team	LSFE	1	2	3	4	5	6	7	8	9	10	Extra Ends	Total
A	11	JPN - Japan	*	2	1	1	0	0	1	2	X	X	X		7
	11	GER - Germany		0	0	0	1	0	0	0	X	X	X		1

JPN - Japan		Shot Success	Game	All
4 S	FUJISAWA Satsuki	96%		74%
3 V	YOSHIDA Chinami	84%		81%
2	SUZUKI Yumi	88%		80%
1	YOSHIDA Yurika	95%		85%
A	ISHIZAKI Kotomi	-		-
Team Total		90%		80%

GER - Germany		Shot Success	Game	All
4 S	JENTSCH Daniela	66%		72%
3 V	ABBES Emira	82%		79%
2	SCHOELL Pia-Lisa	77%		78%
1	JENTSCH Analena	77%		82%
A	KAPP Lena	-		77%
Team Total		75%		78%

Last Stone Draw		Distance
⌚	YOSHIDA Yurika	36.7cm
⌚	FUJISAWA Satsuki	45.5cm
<b>Total</b>		<b>82.2cm</b>

Time remaining: 14 minutes 11 seconds

Last Stone Draw		Distance
⌚	JENTSCH Daniela	73.6cm
⌚	ABBES Emira	22.6cm
<b>Total</b>		<b>96.2cm</b>

Time remaining: 13 minutes 7 seconds

## Shot Success Analysis

JPN - Japan		⌚	⌚	Game
4	FUJISAWA Satsuki	Draws	0 - 3 83%	3 83%
		Take-outs	2 100% 8 100%	10 100%
		Total	2 100% 11 95%	13 96%
3	YOSHIDA Chinami	Draws	1 25% 3 83%	4 69%
		Take-outs	2 75% 8 94%	10 90%
		Total	3 58% 11 91%	14 84%
2	SUZUKI Yumi	Draws	0 - 7 79%	7 79%
		Take-outs	2 100% 5 95%	7 96%
		Total	2 100% 12 85%	14 88%
1	YOSHIDA Yurika	Draws	0 - 12 94%	12 94%
		Take-outs	0 - 2 100%	2 100%
		Total	0 - 14 95%	14 95%
A	ISHIZAKI Kotomi	Draws	0 - 0 - 0 -	0 -
		Take-outs	0 - 0 - 0 -	0 -
		Total	0 - 0 - 0 -	0 -
Team		Draws	1 25% 25 87%	26 85%
		Take-outs	6 92% 23 97%	29 96%
		Total	7 82% 48 92%	55 90%

GER - Germany		⌚	⌚	Game
4	JENTSCH Daniela	Draws	4 63% 4 56%	8 59%
		Take-outs	0 - 6 75%	6 75%
		Total	4 63% 10 68%	14 66%
3	ABBES Emira	Draws	4 81% 7 82%	11 82%
		Take-outs	1 100% 2 75%	3 83%
		Total	5 85% 9 81%	14 82%
2	SCHOELL Pia-Lisa	Draws	0 - 8 91%	8 91%
		Take-outs	3 67% 3 50%	6 58%
		Total	3 67% 11 80%	14 77%
1	JENTSCH Analena	Draws	2 50% 12 81%	14 77%
		Take-outs	0 - 0 - 0 -	0 -
		Total	2 50% 12 81%	14 77%
A	KAPP Lena	Draws	0 - 0 - 0 -	0 -
		Take-outs	0 - 0 - 0 -	0 -
		Total	0 - 0 - 0 -	0 -
Team		Draws	10 68% 31 81%	41 77%
		Take-outs	4 75% 11 68%	15 70%
		Total	14 70% 42 77%	56 75%

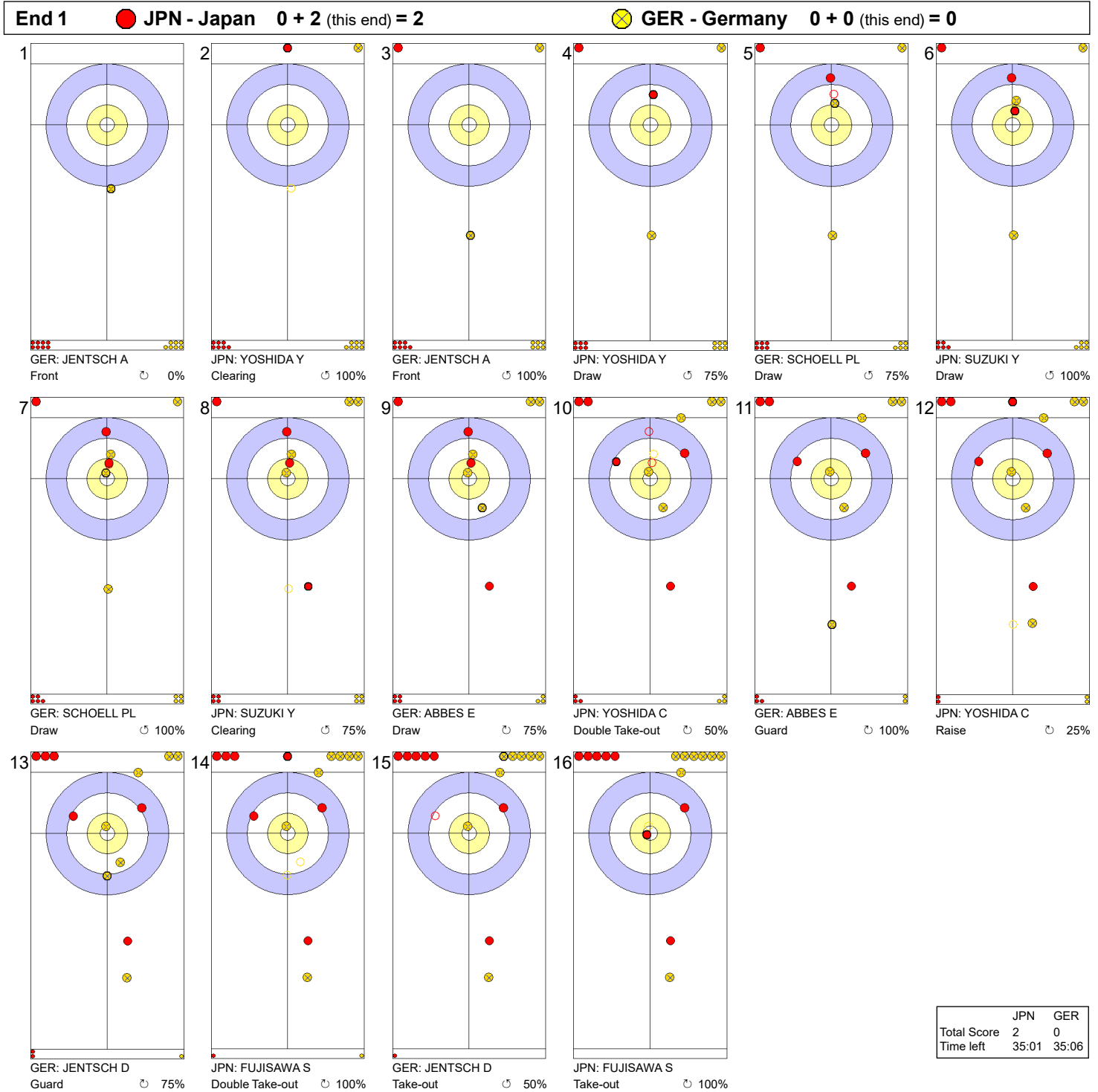
**Note:**  
Position and function for each team member:  
4 = Fourth, 3 = Third, 2 = Second, 1 = Lead, A = Alternate, S = Skip, V = Vice-Skip

**Legend:**  
⌚ Clockwise      ⌚ Counter-clockwise      LSFE(\*) Last Stone First End  
X Unplayed/unfinished end due to concession

**FRI 24 MAR 2023**  
 Start Time 9:00

**Round Robin Session 18 - Sheet A**

**Game - Shot by Shot**

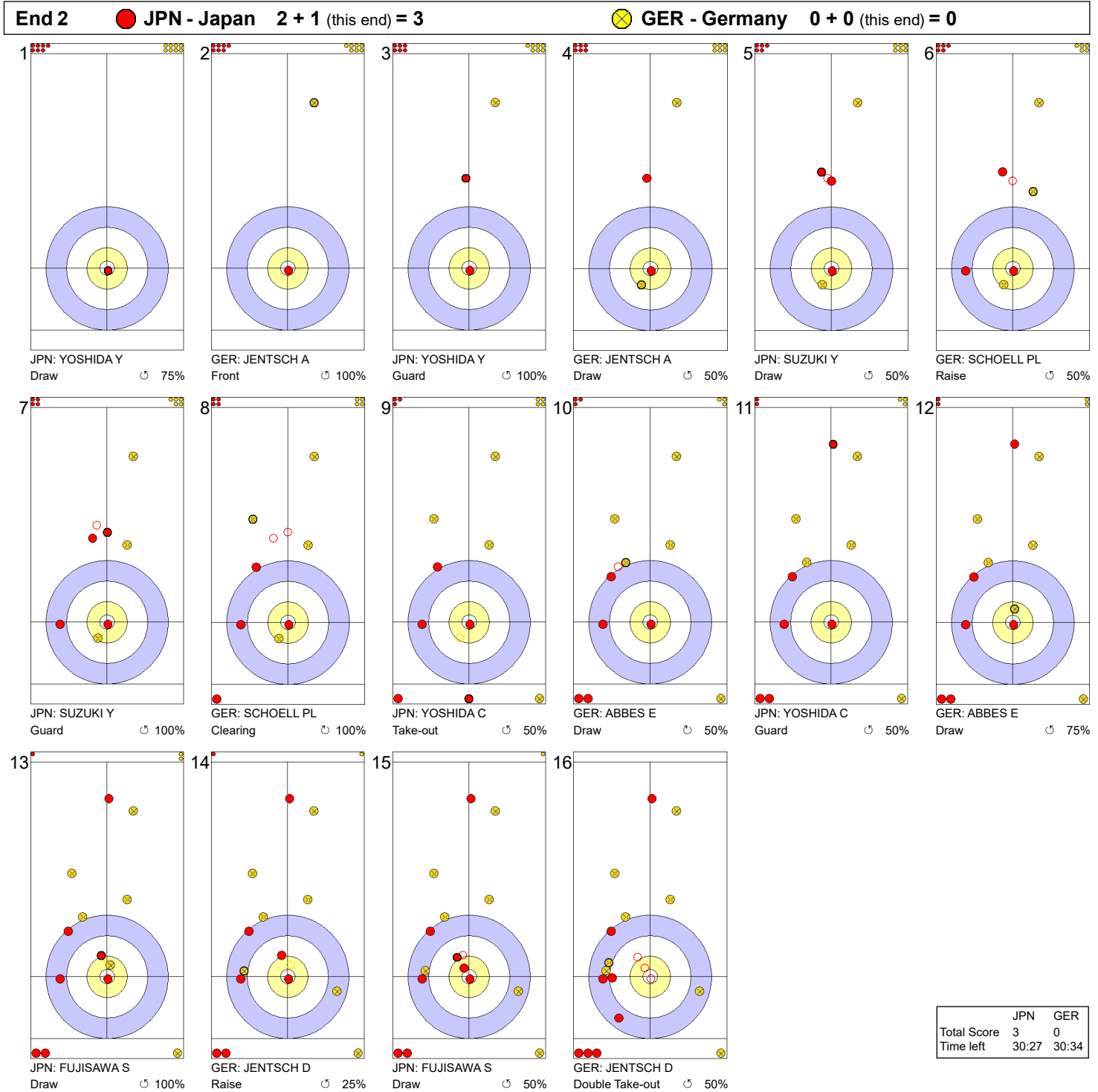


**Legend:**  
 ↻ Clockwise      ↺ Counter-clockwise      - Not considered

FRI 24 MAR 2023  
Start Time 9:00

Round Robin Session 18 - Sheet A

Game - Shot by Shot



**Legend:**  
 ↻ Clockwise      ↺ Counter-clockwise      - Not considered



**Game - Shot by Shot**

**End 3** ● **JPN - Japan 3 + 1 (this end) = 4** ● **GER - Germany 0 + 0 (this end) = 0**



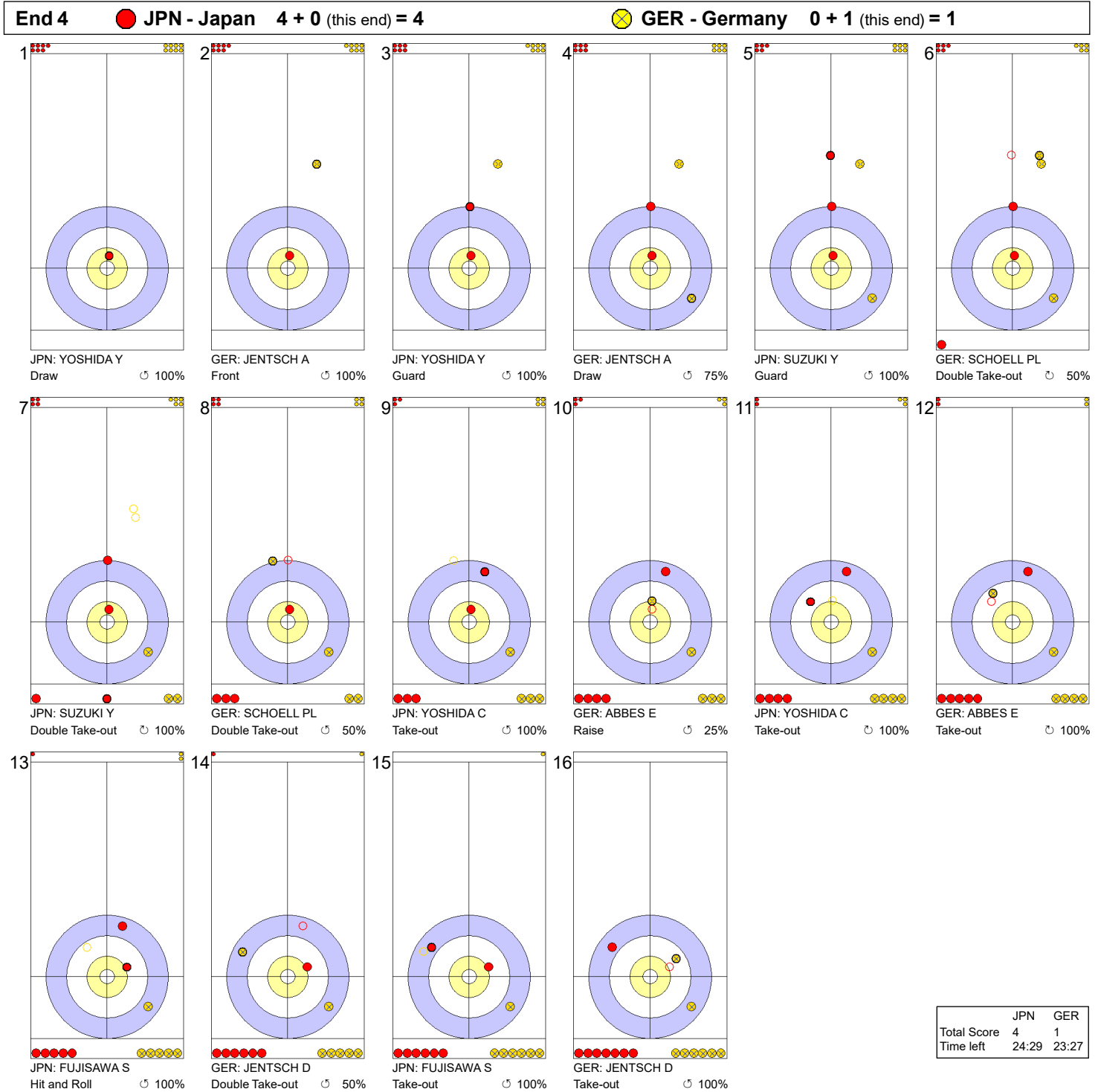
	JPN	GER
Total Score	4	0
Time left	27:23	27:36

**Legend:**  
 ↻ Clockwise      ↺ Counter-clockwise      - Not considered

**FRI 24 MAR 2023**  
 Start Time 9:00

**Round Robin Session 18 - Sheet A**

**Game - Shot by Shot**



**Legend:**  
 ↻ Clockwise      ↺ Counter-clockwise      - Not considered



**FRI 24 MAR 2023**  
 Start Time 9:00

**Round Robin Session 18 - Sheet A**

**Game - Shot by Shot**

**End 6**    ● **JPN - Japan** 4 + 1 (this end) = 5    ● **GER - Germany** 1 + 0 (this end) = 1

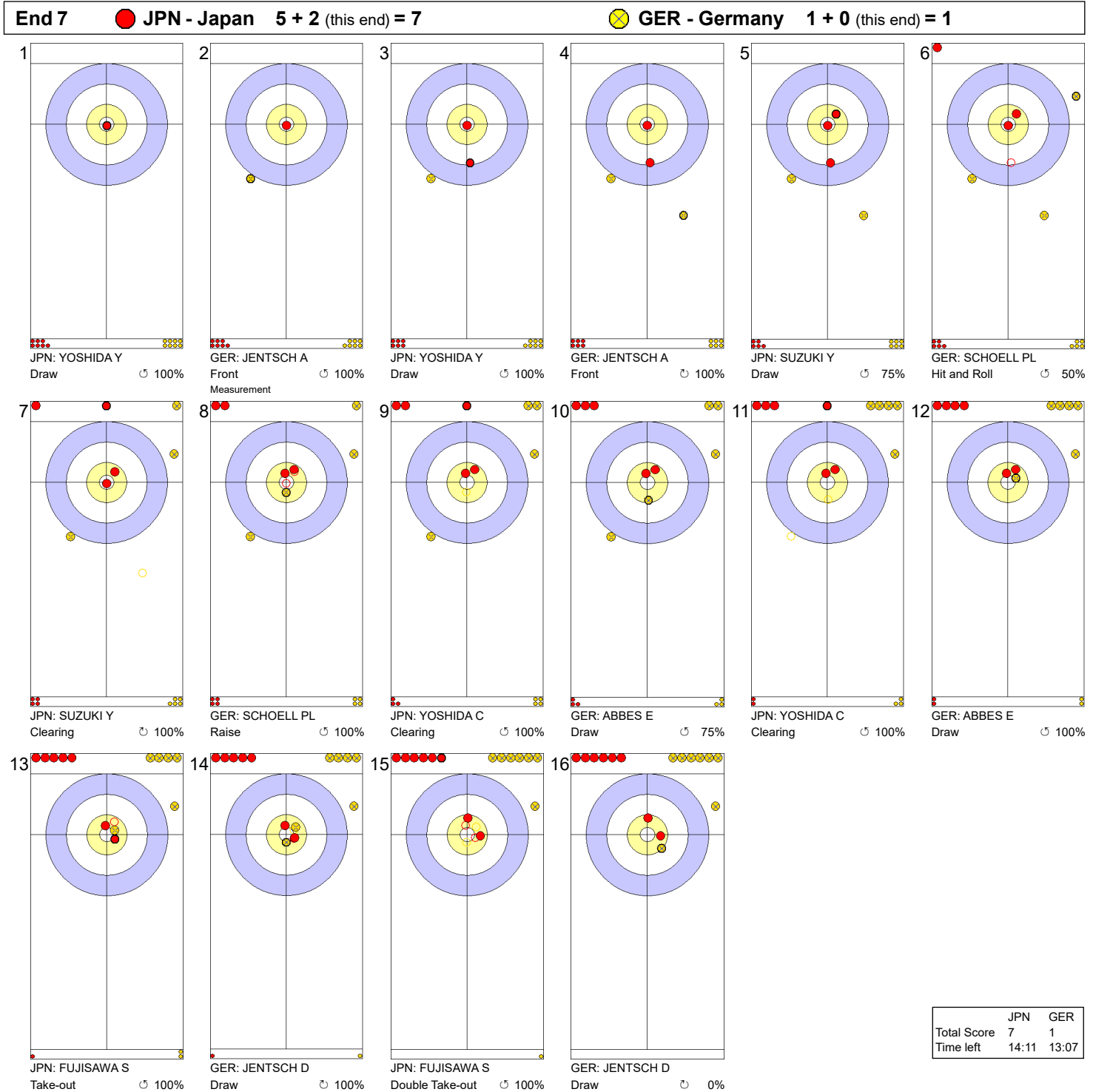
	JPN	GER
Total Score	5	1
Time left	18:41	16:43

**Legend:**  
 ↻ Clockwise      ↺ Counter-clockwise      - Not considered

**FRI 24 MAR 2023**  
 Start Time 9:00

**Round Robin Session 18 - Sheet A**

**Game - Shot by Shot**



**Legend:**  
 ↻ Clockwise      ↺ Counter-clockwise      - Not considered

FRI 24 MAR 2023  
Start Time 9:00

Round Robin Session 18 - Sheet B

## Game Results

Sheet	Game	Team	LSFE	1	2	3	4	5	6	7	8	9	10	Extra Ends	Total
B	11	SUI - Switzerland	*	0	1	0	3	0	1	0	1	0	1		7
	11	SCO - Scotland		0	0	1	0	1	0	2	0	2	0		6

SUI - Switzerland		Shot Success	Game	All
4 V	PAETZ Alina	91%		88%
3 S	TIRINZONI Silvana	73%		82%
2	HOWALD Carole	88%		82%
1	SCHWALLER-HUERLIMANN Briar	79%		87%
A	-	-		-
Team Total		83%		85%

SCO - Scotland		Shot Success	Game	All
4 S	MORRISON Rebecca	75%		74%
3	DODDS Jennifer	76%		80%
2	SINCLAIR Sophie	76%		75%
1 V	JACKSON Sophie	93%		87%
A	AITKEN Gina	-		72%
Team Total		80%		78%

Last Stone Draw		Distance
⌚	TIRINZONI Silvana	13.0cm
⌚	PAETZ Alina	12.1cm
<b>Total</b>		<b>25.1cm</b>

Last Stone Draw		Distance
⌚	MORRISON Rebecca	95.6cm
⌚	SINCLAIR Sophie	27.6cm
<b>Total</b>		<b>123.2cm</b>

Time remaining: 0 minutes 39 seconds

Time-out: End 10 - SUI stone 4

Time remaining: 0 minutes 27 seconds

Time-out: End 10 - SCO stone 6

## Shot Success Analysis

SUI - Switzerland		⌚	⌚	Game
4 PAETZ Alina	Draws	3 100%	7 89%	10 93%
	Take-outs	0 -	10 90%	10 90%
	Total	3 100%	17 90%	20 91%
3 TIRINZONI Silvana	Draws	4 69%	2 100%	6 79%
	Take-outs	5 75%	9 67%	14 70%
	Total	9 72%	11 73%	20 73%
2 HOWALD Carole	Draws	0 -	2 75%	2 75%
	Take-outs	6 100%	12 83%	18 89%
	Total	6 100%	14 82%	20 88%
1 SCHWALLER B	Draws	7 82%	11 73%	18 76%
	Take-outs	1 100%	1 100%	2 100%
	Total	8 84%	12 75%	20 79%
A -	Draws	0 -	0 -	0 -
	Take-outs	0 -	0 -	0 -
	Total	0 -	0 -	0 -
Team	Draws	14 82%	22 81%	36 81%
	Take-outs	12 90%	32 81%	44 84%
	Total	26 86%	54 81%	80 83%

SCO - Scotland		⌚	⌚	Game
4 MORRISON Rebecca	Draws	6 79%	4 50%	10 68%
	Take-outs	3 58%	7 93%	10 83%
	Total	9 72%	11 77%	20 75%
3 DODDS Jennifer	Draws	8 81%	5 85%	13 83%
	Take-outs	4 69%	3 58%	7 64%
	Total	12 77%	8 75%	20 76%
2 SINCLAIR Sophie	Draws	13 75%	3 58%	16 72%
	Take-outs	1 100%	3 92%	4 94%
	Total	14 77%	6 75%	20 76%
1 JACKSON Sophie	Draws	17 91%	1 100%	18 92%
	Take-outs	1 100%	1 100%	2 100%
	Total	18 92%	2 100%	20 93%
A AITKEN Gina	Draws	0 -	0 -	0 -
	Take-outs	0 -	0 -	0 -
	Total	0 -	0 -	0 -
Team	Draws	44 83%	13 69%	57 80%
	Take-outs	9 72%	14 86%	23 80%
	Total	53 81%	27 78%	80 80%

### Note:

Position and function for each team member:

4 = Fourth, 3 = Third, 2 = Second, 1 = Lead, A = Alternate, S = Skip, V = Vice-Skip

### Legend:

⌚ Clockwise

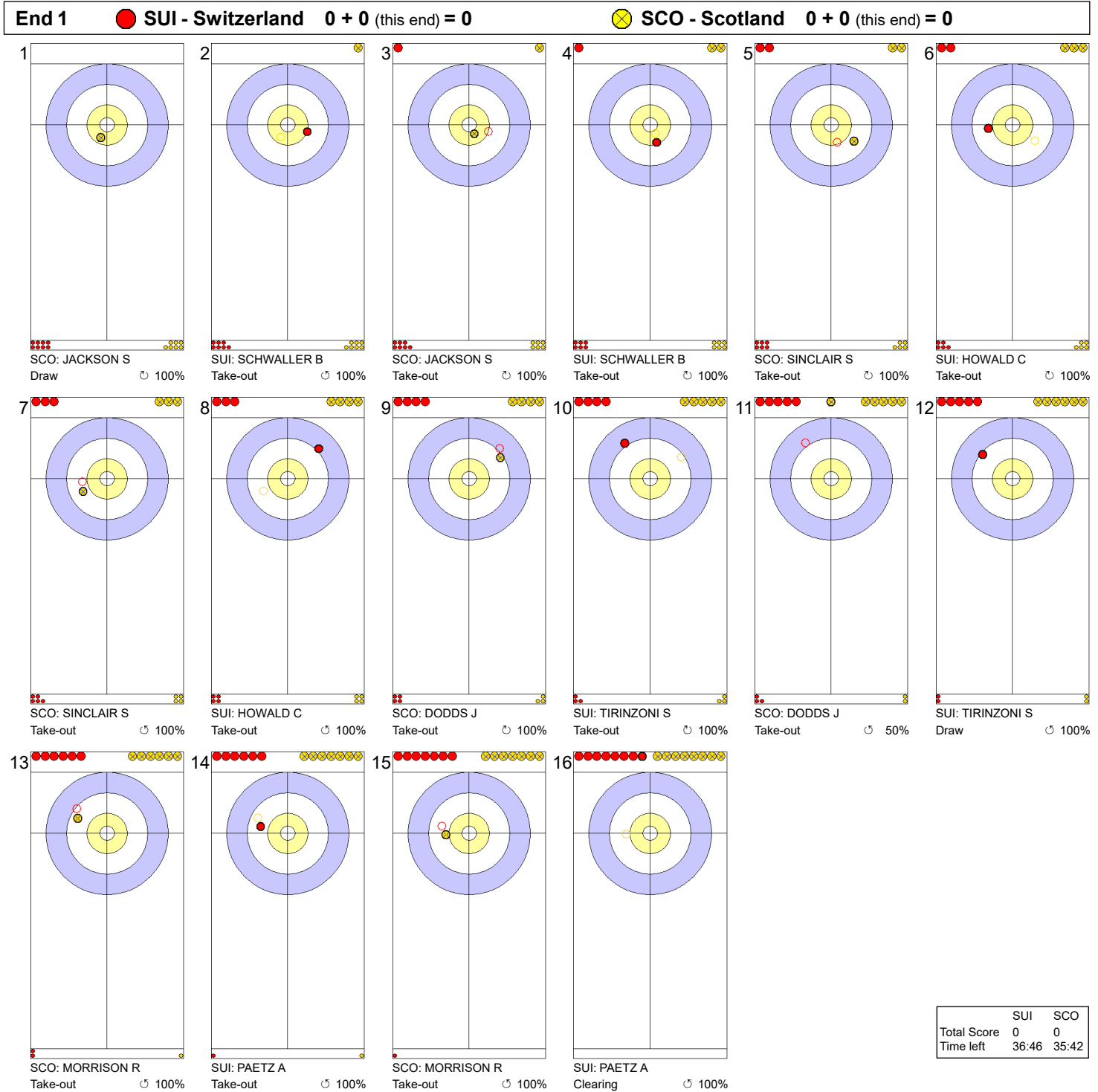
⌚ Counter-clockwise

LSFE(\*) Last Stone First End

**FRI 24 MAR 2023**  
 Start Time 9:00

**Round Robin Session 18 - Sheet B**

**Game - Shot by Shot**

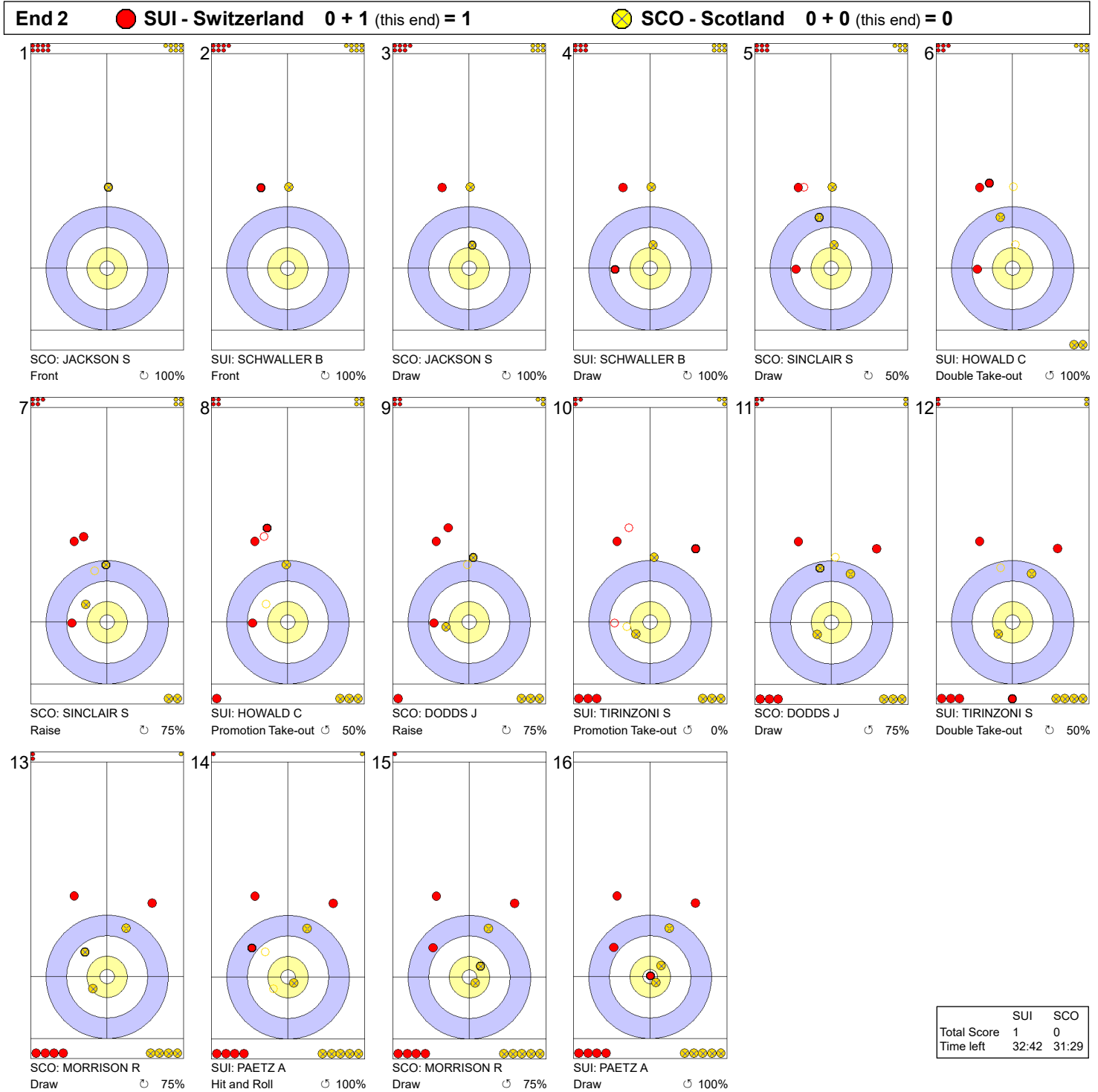


**Legend:**  
 ↻ Clockwise      ↺ Counter-clockwise      - Not considered

**FRI 24 MAR 2023**  
**Start Time 9:00**

**Round Robin Session 18 - Sheet B**

**Game - Shot by Shot**



**Legend:**  
 ↻ Clockwise      ↺ Counter-clockwise      - Not considered

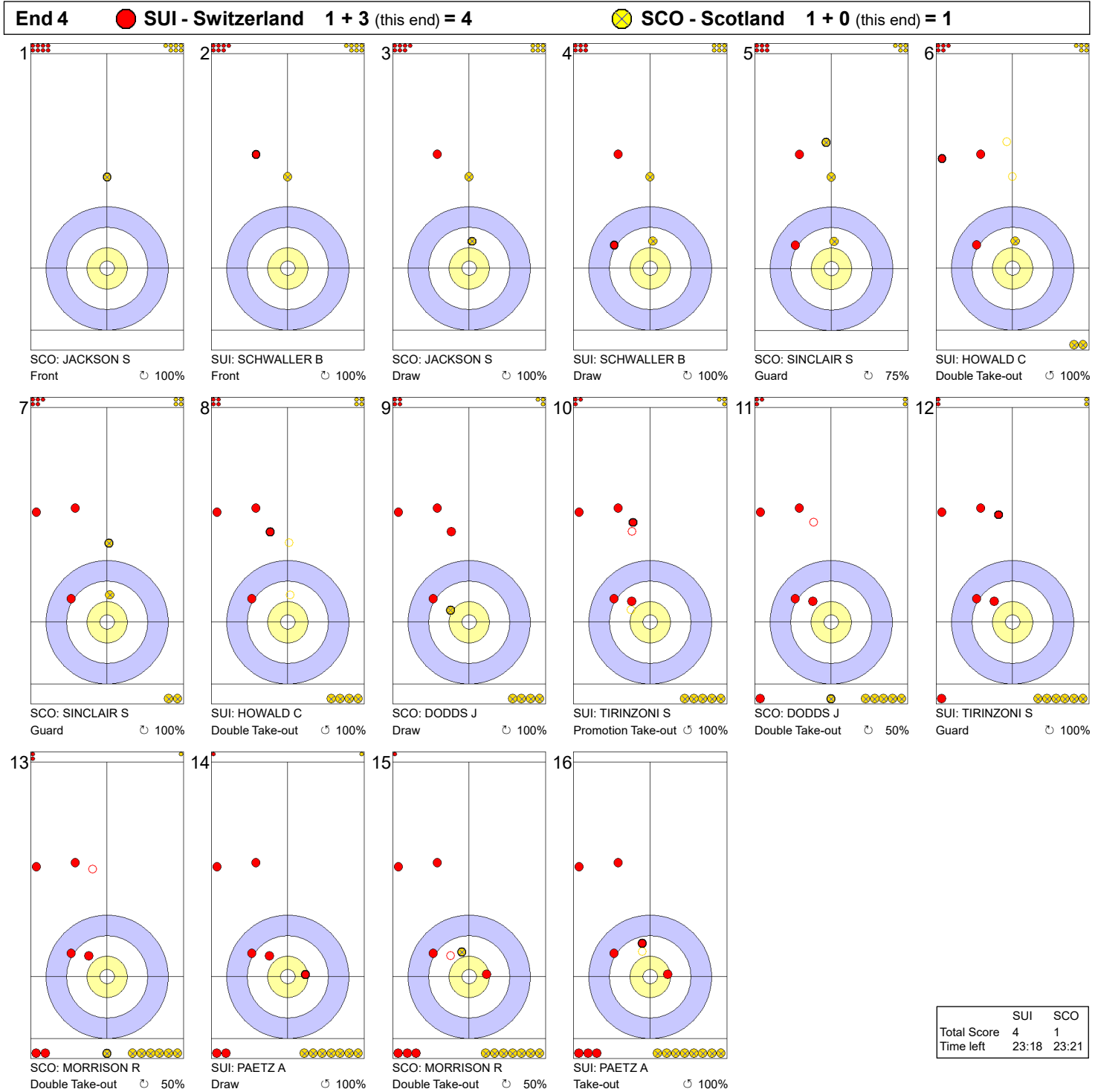




FRI 24 MAR 2023  
Start Time 9:00

Round Robin Session 18 - Sheet B

Game - Shot by Shot



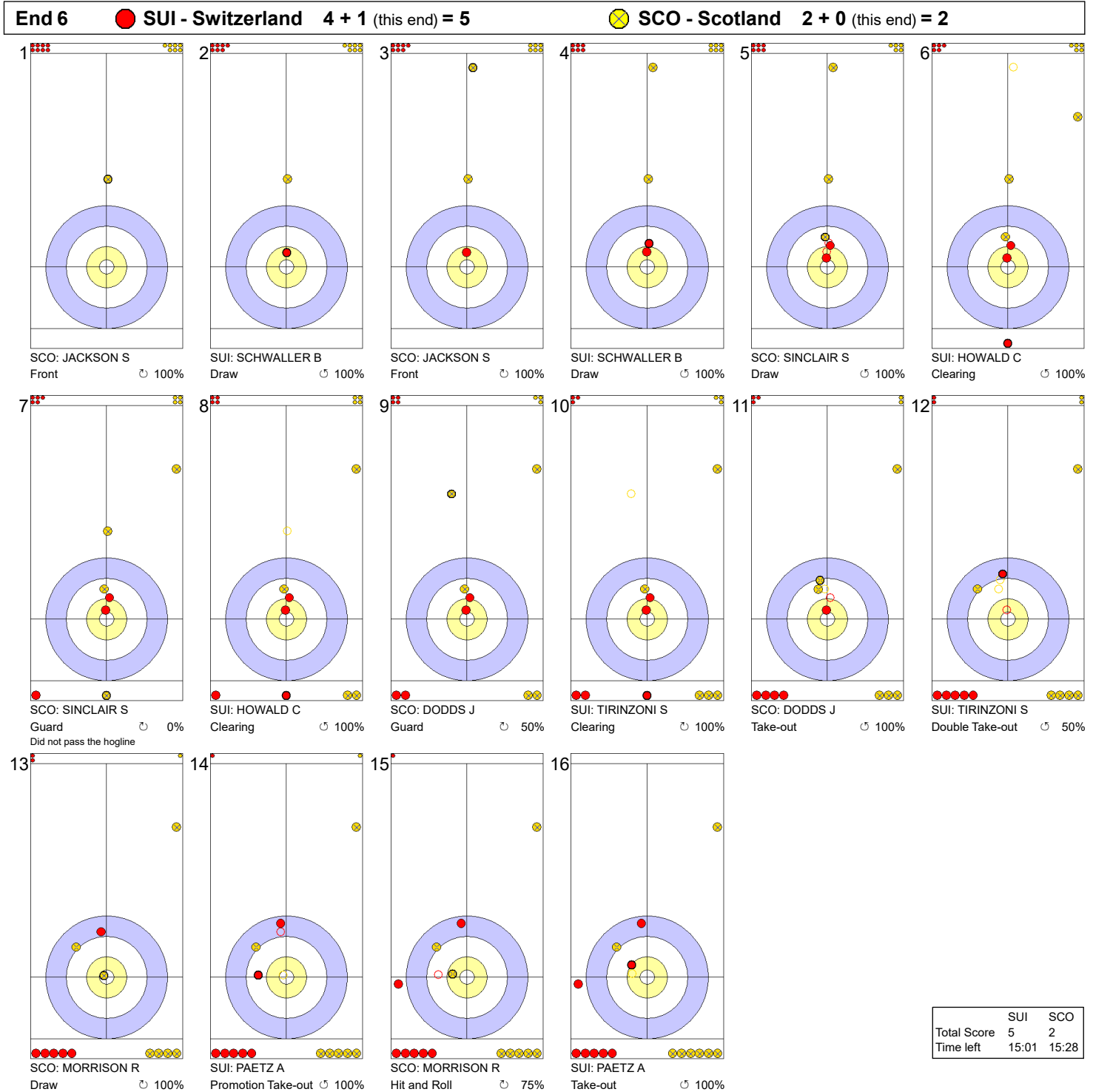
**Legend:**  
 ↻ Clockwise      ↺ Counter-clockwise      - Not considered





**FRI 24 MAR 2023**  
**Start Time 9:00**

**Round Robin Session 18 - Sheet B**

**Game - Shot by Shot**



**Legend:**  
 Clockwise       Counter-clockwise      - Not considered



**FRI 24 MAR 2023**  
Start Time 9:00

**Round Robin Session 18 - Sheet B**

**Game - Shot by Shot**



**Legend:**  
 ↻ Clockwise      ↺ Counter-clockwise      - Not considered

FRI 24 MAR 2023  
Start Time 9:00

Round Robin Session 18 - Sheet B

Game - Shot by Shot

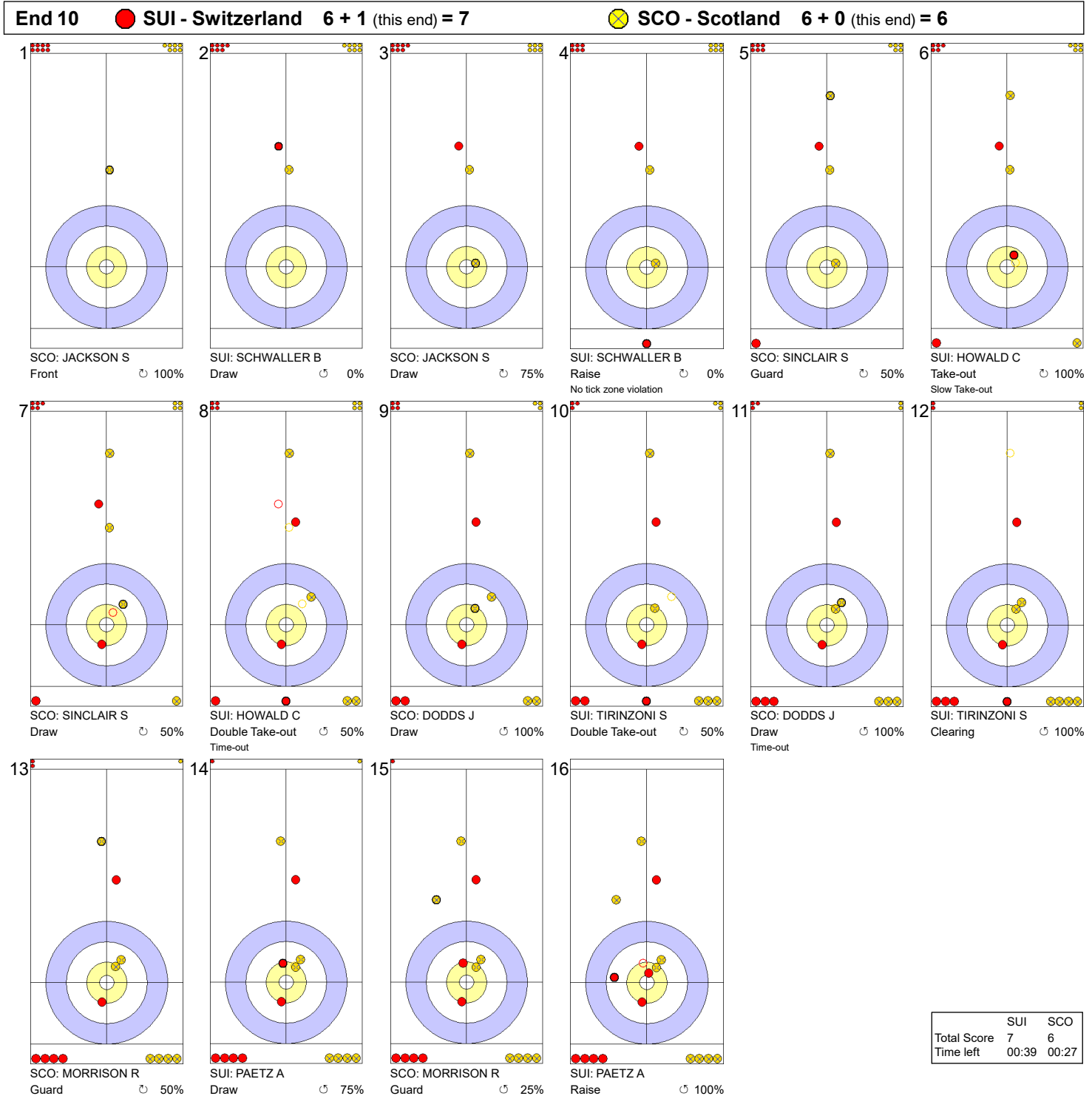


**Legend:**  
 ↻ Clockwise      ↺ Counter-clockwise      - Not considered

FRI 24 MAR 2023  
Start Time 9:00

Round Robin Session 18 - Sheet B

Game - Shot by Shot



**Legend:**  
 ↻ Clockwise   ↺ Counter-clockwise   - Not considered



FRI 24 MAR 2023  
Start Time 9:00

Round Robin Session 18 - Sheet C

## Game Results

Sheet	Game	Team	LSFE	1	2	3	4	5	6	7	8	9	10	Extra Ends	Total
C	11	TUR - Türkiye		0	0	1	0	2	0	1	0	X	X		4
	11	CAN - Canada	*	1	3	0	1	0	1	0	4	X	X		10

TUR - Türkiye		Shot Success	Game	All
4 S	YILDIZ Dilsat	86%		73%
3 V	POLAT Oznur	66%		77%
2	CALIKUSU Ifayet Safak	81%		75%
1	SENGUL Berfin	69%		83%
A	POLAT Mihriban	-		68%
Team Total		75%		76%

CAN - Canada		Shot Success	Game	All
4 S	EINARSON Kerri	77%		76%
3 V	SWEETING Val	92%		79%
2	BIRCHARD Shannon	92%		84%
1	HARRIS Briane	88%		89%
A	KARWACKI Krysten	-		-
Team Total		87%		82%

Last Stone Draw		Distance
⌚	CALIKUSU Ifayet Safak	71.9cm
⌚	YILDIZ Dilsat	199.6cm
<b>Total</b>		<b>271.5cm</b>

Last Stone Draw		Distance
⌚	SWEETING Val	14.2cm
⌚	BIRCHARD Shannon	137.6cm
<b>Total</b>		<b>151.8cm</b>

Time remaining: 6 minutes 15 seconds

Time remaining: 7 minutes 59 seconds

## Shot Success Analysis

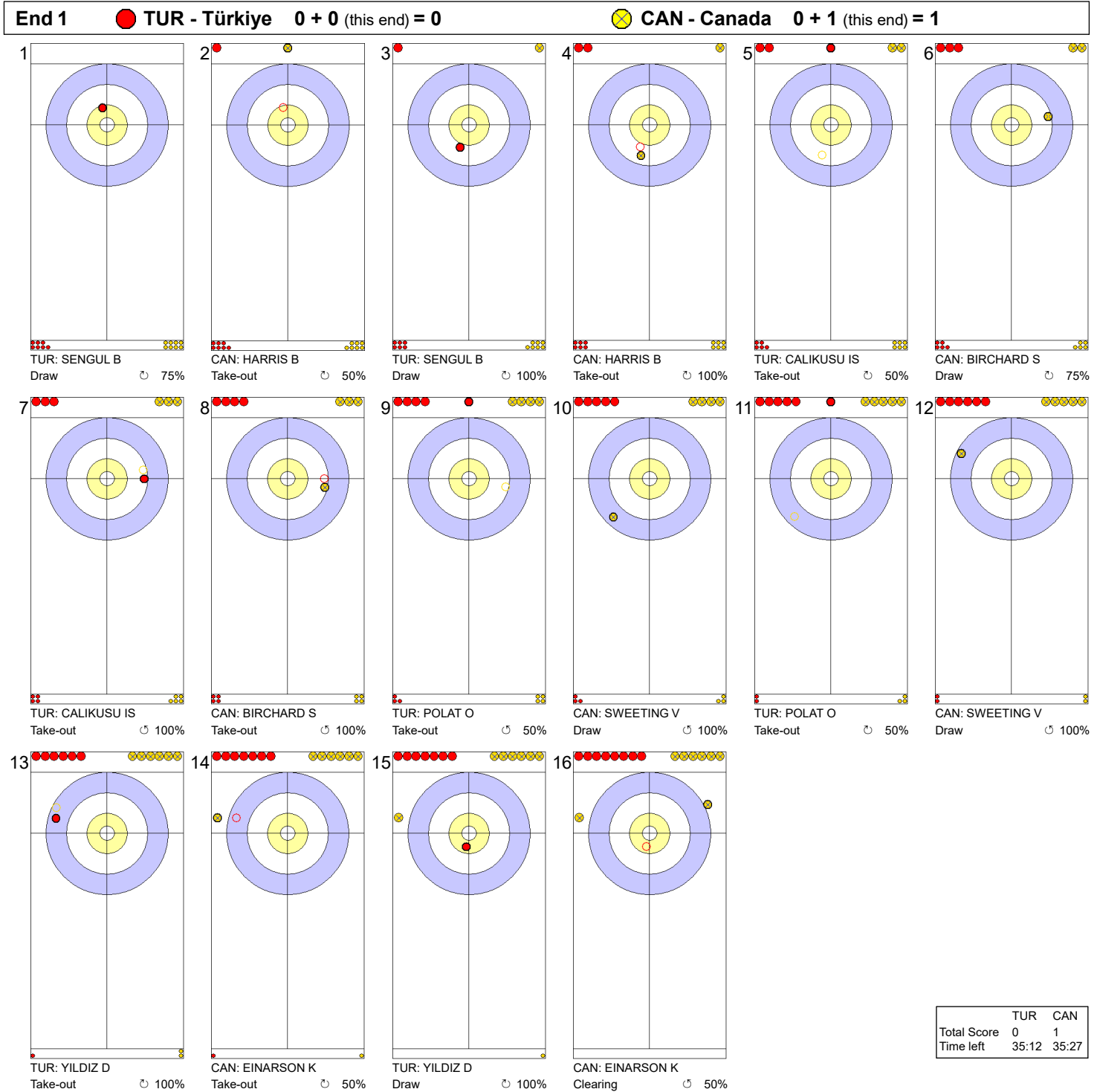
TUR - Türkiye		⌚	⌚	Game	
4	YILDIZ Dilsat	Draws	4 75%	7 93%	11 86%
		Take-outs	2 75%	3 92%	5 85%
		Total	6 75%	10 93%	16 86%
3	POLAT Oznur	Draws	4 81%	5 80%	9 81%
		Take-outs	4 50%	3 42%	7 46%
		Total	8 66%	8 66%	16 66%
2	CALIKUSU Ifayet Safak	Draws	8 78%	3 100%	11 84%
		Take-outs	2 50%	3 92%	5 75%
		Total	10 73%	6 96%	16 81%
1	SENGUL Berfin	Draws	16 69%	0 -	16 69%
		Take-outs	0 -	0 -	0 -
		Total	16 69%	0 -	16 69%
A	POLAT Mihriban	Draws	0 -	0 -	0 -
		Take-outs	0 -	0 -	0 -
		Total	0 -	0 -	0 -
Team		Draws	32 73%	15 90%	47 79%
		Take-outs	8 56%	9 75%	17 66%
		Total	40 70%	24 84%	64 75%

CAN - Canada		⌚	⌚	Game	
4	EINARSON Kerri	Draws	2 100%	3 83%	5 90%
		Take-outs	5 75%	6 67%	11 70%
		Total	7 82%	9 72%	16 77%
3	SWEETING Val	Draws	0 -	4 94%	4 94%
		Take-outs	4 94%	8 91%	12 92%
		Total	4 94%	12 92%	16 92%
2	BIRCHARD Shannon	Draws	2 88%	1 75%	3 83%
		Take-outs	7 93%	6 96%	13 94%
		Total	9 92%	7 93%	16 92%
1	HARRIS Briane	Draws	7 96%	7 82%	14 89%
		Take-outs	2 75%	0 -	2 75%
		Total	9 92%	7 82%	16 88%
A	KARWACKI Krysten	Draws	0 -	0 -	0 -
		Take-outs	0 -	0 -	0 -
		Total	0 -	0 -	0 -
Team		Draws	11 95%	15 85%	26 89%
		Take-outs	18 86%	20 85%	38 86%
		Total	29 90%	35 85%	64 87%

**Note:**  
Position and function for each team member:  
4 = Fourth, 3 = Third, 2 = Second, 1 = Lead, A = Alternate, S = Skip, V = Vice-Skip

**Legend:**  
⌚ Clockwise      ⌚ Counter-clockwise      LSFE(\*) Last Stone First End  
X Unplayed/unfinished end due to concession

Game - Shot by Shot

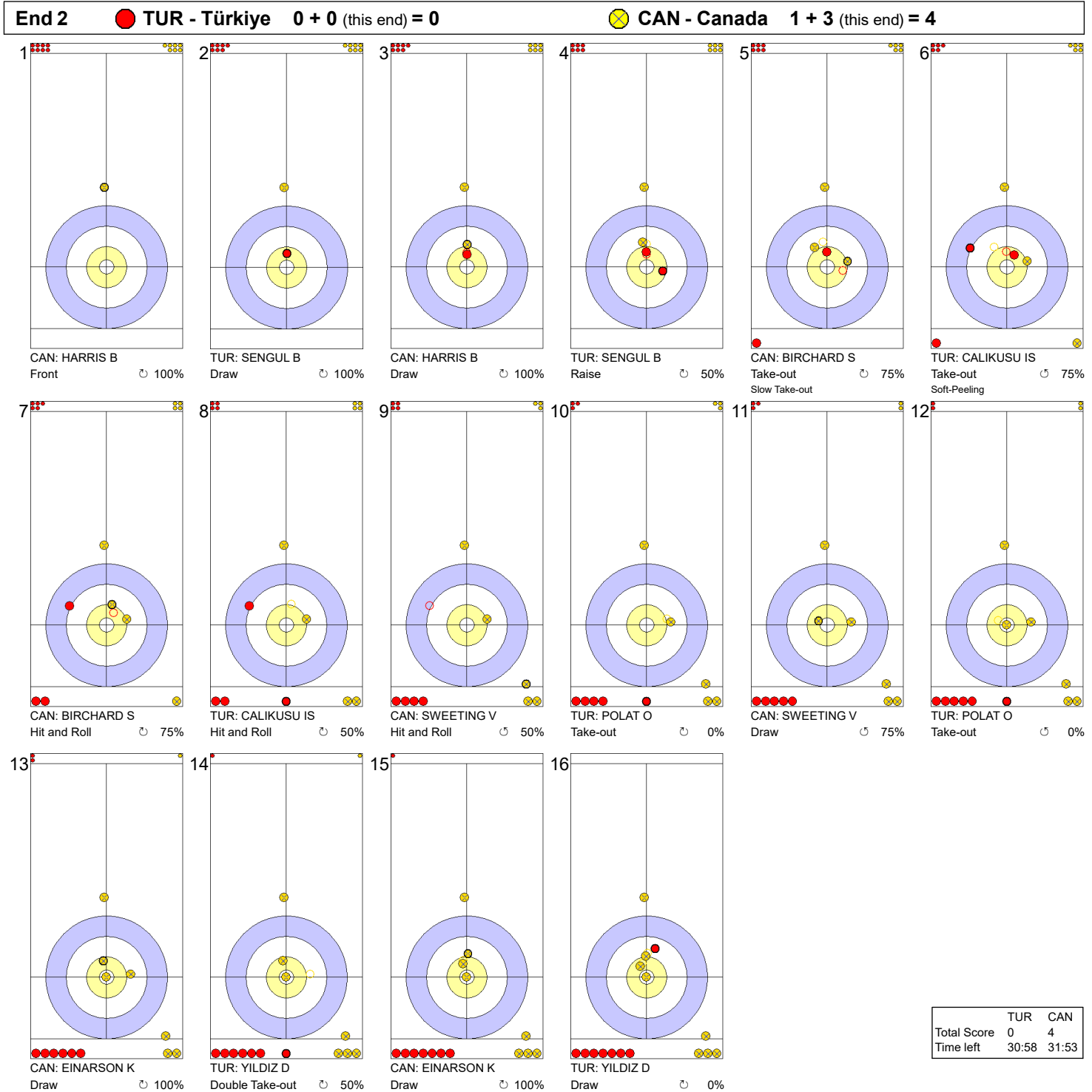


**Legend:**  
 ↻ Clockwise      ↺ Counter-clockwise      - Not considered

**FRI 24 MAR 2023**  
 Start Time 9:00

**Round Robin Session 18 - Sheet C**

**Game - Shot by Shot**



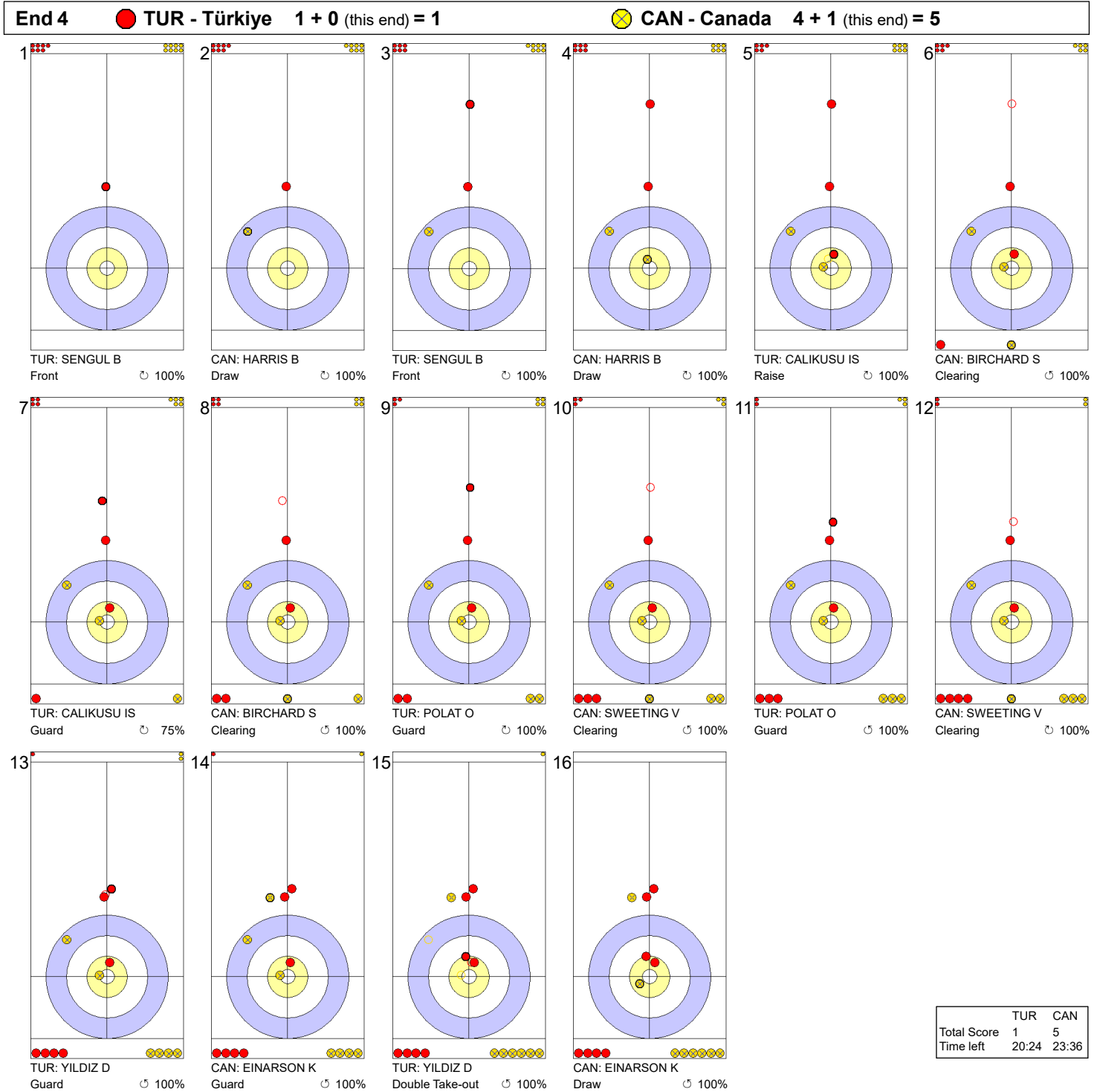
**Legend:**  
 ↻ Clockwise      ↺ Counter-clockwise      - Not considered



**FRI 24 MAR 2023**  
 Start Time 9:00

**Round Robin Session 18 - Sheet C**

**Game - Shot by Shot**



**Legend:**  
 ↻ Clockwise      ↺ Counter-clockwise      - Not considered

**FRI 24 MAR 2023**  
 Start Time 9:00

**Round Robin Session 18 - Sheet C**

**Game - Shot by Shot**

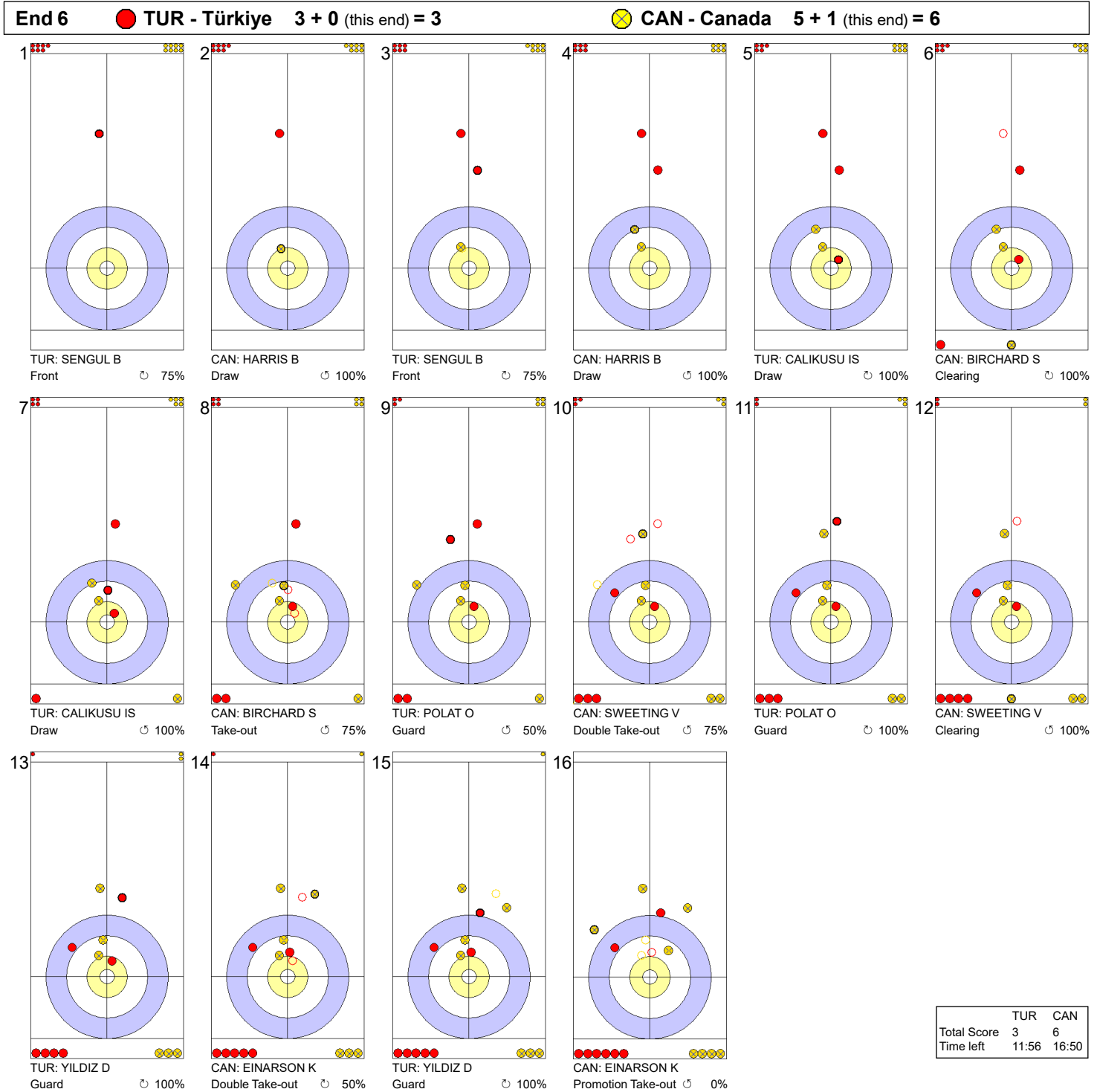


**Legend:**  
 ↻ Clockwise      ↺ Counter-clockwise      - Not considered

FRI 24 MAR 2023  
Start Time 9:00

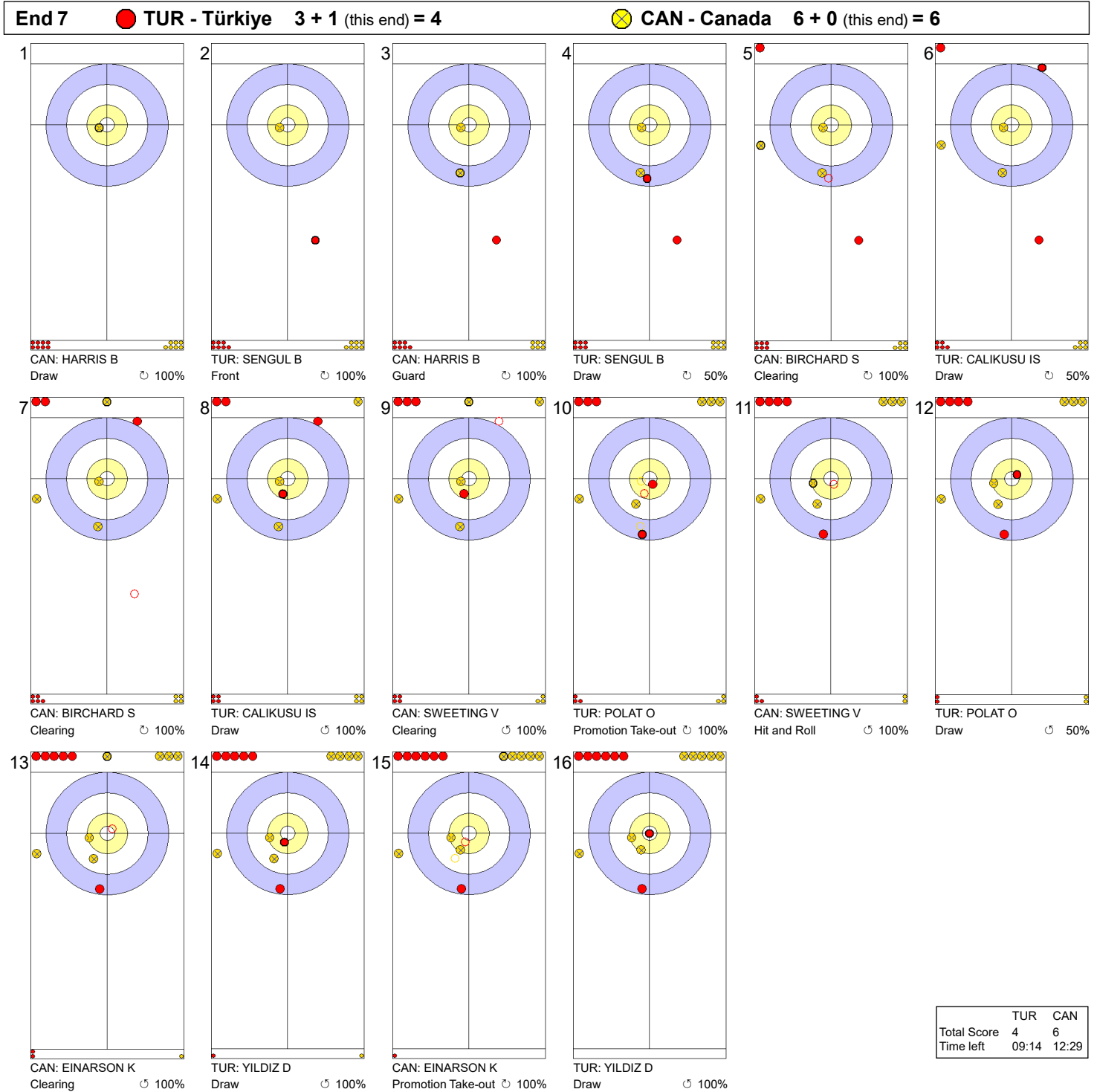
Round Robin Session 18 - Sheet C

Game - Shot by Shot



**Legend:**  
 ↻ Clockwise      ↺ Counter-clockwise      - Not considered

Game - Shot by Shot



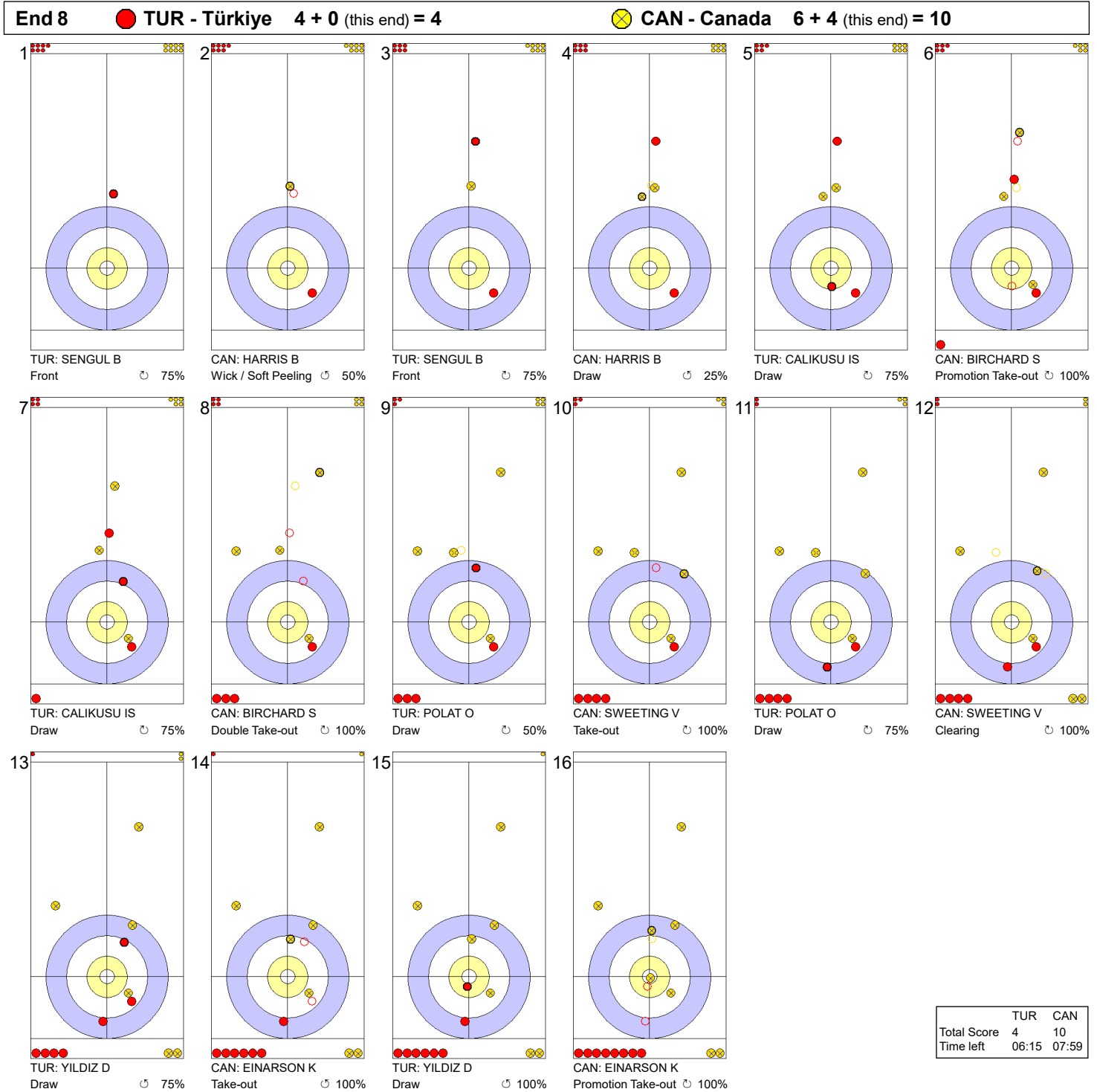
**Legend:**  
 ↻ Clockwise      ↺ Counter-clockwise      - Not considered



**FRI 24 MAR 2023**  
**Start Time 9:00**

**Round Robin Session 18 - Sheet C**

**Game - Shot by Shot**



**Legend:**  
 ↻ Clockwise      ↺ Counter-clockwise      - Not considered

FRI 24 MAR 2023  
Start Time 9:00

Round Robin Session 18 - Sheet D

## Game Results

Sheet	Game	Team	LSFE	1	2	3	4	5	6	7	8	9	10	Extra	Ends	Total
D	11	ITA - Italy		0	0	0	1	0	0	1	1	0	2	0		5
	11	NOR - Norway	*	0	2	0	0	0	1	0	0	2	0	1		6

ITA - Italy		Shot Success	Game	All
4 S	CONSTANTINI Stefania	82%		80%
3 V	LO DESERTO Marta	77%		77%
2	ROMEI Angela	78%		76%
1	ZARDINI LACEDELLI Giulia	85%		89%
A	GILBERTI Camilla	-		-
Team Total		81%		81%

NOR - Norway		Shot Success	Game	All
4 V	SKASLIEN Kristin	81%		75%
3 S	ROERVIK Marianne	95%		81%
2	HASLEV NORDBYE Mille	85%		85%
1	ROENNING Martine	89%		89%
A	RAMSFJELL Maia	-		-
Team Total		88%		82%

Last Stone Draw		Distance
⌚	ZARDINI LACEDELLI Giulia	21.9cm
⌚	CONSTANTINI Stefania	47.2cm
<b>Total</b>		<b>69.1cm</b>

Last Stone Draw		Distance
⌚	ROENNING Martine	25.9cm
⌚	SKASLIEN Kristin	29.7cm
<b>Total</b>		<b>55.6cm</b>

Time remaining: 4 minutes 30 seconds  
1 minute 12 seconds (after extra end)

Time remaining: 5 minutes 52 seconds  
1 minute 22 seconds (after extra end)

Time-out: End 9 - ITA stone 5; End 11 - ITA stone 3

Time-out: End 10 - NOR stone 7

## Shot Success Analysis

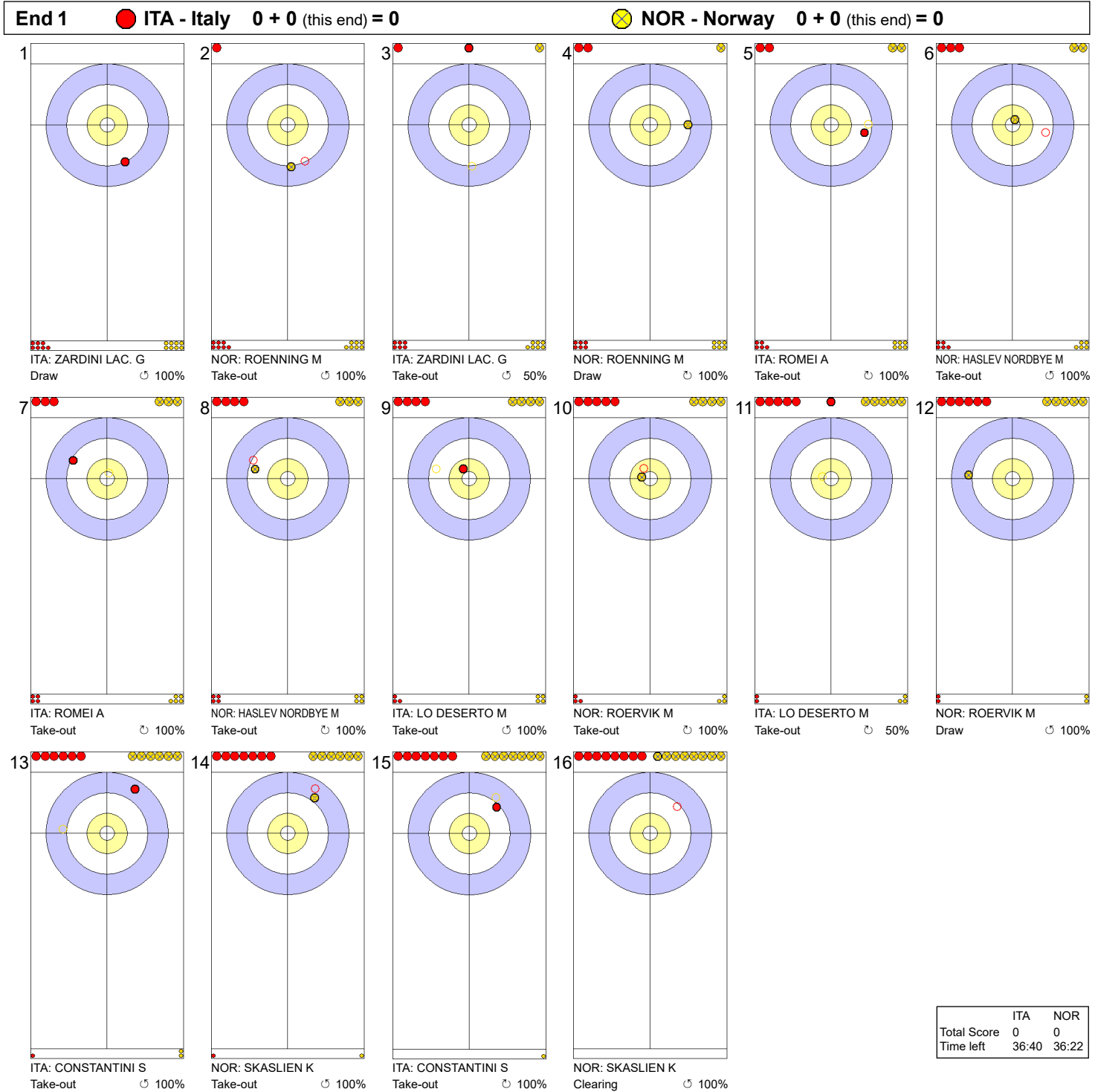
ITA - Italy		⌚	⌚	Game
4	CONSTANTINI Stefania	Draws	9 75%	2 100% 11 80%
		Take-outs	6 83%	5 85% 11 84%
		Total	15 78%	7 89% 22 82%
3	LO DESERTO Marta	Draws	8 69%	5 90% 13 77%
		Take-outs	1 50%	8 81% 9 78%
		Total	9 67%	13 85% 22 77%
2	ROMEI Angela	Draws	6 75%	6 75% 12 75%
		Take-outs	4 100%	6 71% 10 83%
		Total	10 85%	12 73% 22 78%
1	ZARDINI LACEDELLI Giulia	Draws	4 100%	11 86% 15 90%
		Take-outs	2 75%	5 75% 7 75%
		Total	6 92%	16 83% 22 85%
A	GILBERTI Camilla	Draws	0 -	0 - 0 -
		Take-outs	0 -	0 - 0 -
		Total	0 -	0 - 0 -
Team		Draws	27 77%	24 85% 51 81%
		Take-outs	13 85%	24 78% 37 80%
		Total	40 79%	48 82% 88 81%

NOR - Norway		⌚	⌚	Game
4	SKASLIEN Kristin	Draws	6 75%	2 63% 8 72%
		Take-outs	4 94%	9 83% 13 87%
		Total	10 83%	11 80% 21 81%
3	ROERVIK Marianne	Draws	0 -	1 100% 1 100%
		Take-outs	13 92%	8 100% 21 95%
		Total	13 92%	9 100% 22 95%
2	HASLEV NORDBYE Mille	Draws	2 88%	0 - 2 88%
		Take-outs	14 86%	6 83% 20 85%
		Total	16 86%	6 83% 22 85%
1	ROENNING Martine	Draws	8 84%	8 97% 16 91%
		Take-outs	3 100%	3 67% 6 83%
		Total	11 89%	11 89% 22 89%
A	RAMSFJELL Maia	Draws	0 -	0 - 0 -
		Take-outs	0 -	0 - 0 -
		Total	0 -	0 - 0 -
Team		Draws	16 81%	11 91% 27 85%
		Take-outs	34 90%	26 87% 60 89%
		Total	50 88%	37 88% 87 88%

**Note:**  
Position and function for each team member:  
4 = Fourth, 3 = Third, 2 = Second, 1 = Lead, A = Alternate, S = Skip, V = Vice-Skip

**Legend:**  
⌚ Clockwise      ⌚ Counter-clockwise      LSFE(\*) Last Stone First End

Game - Shot by Shot

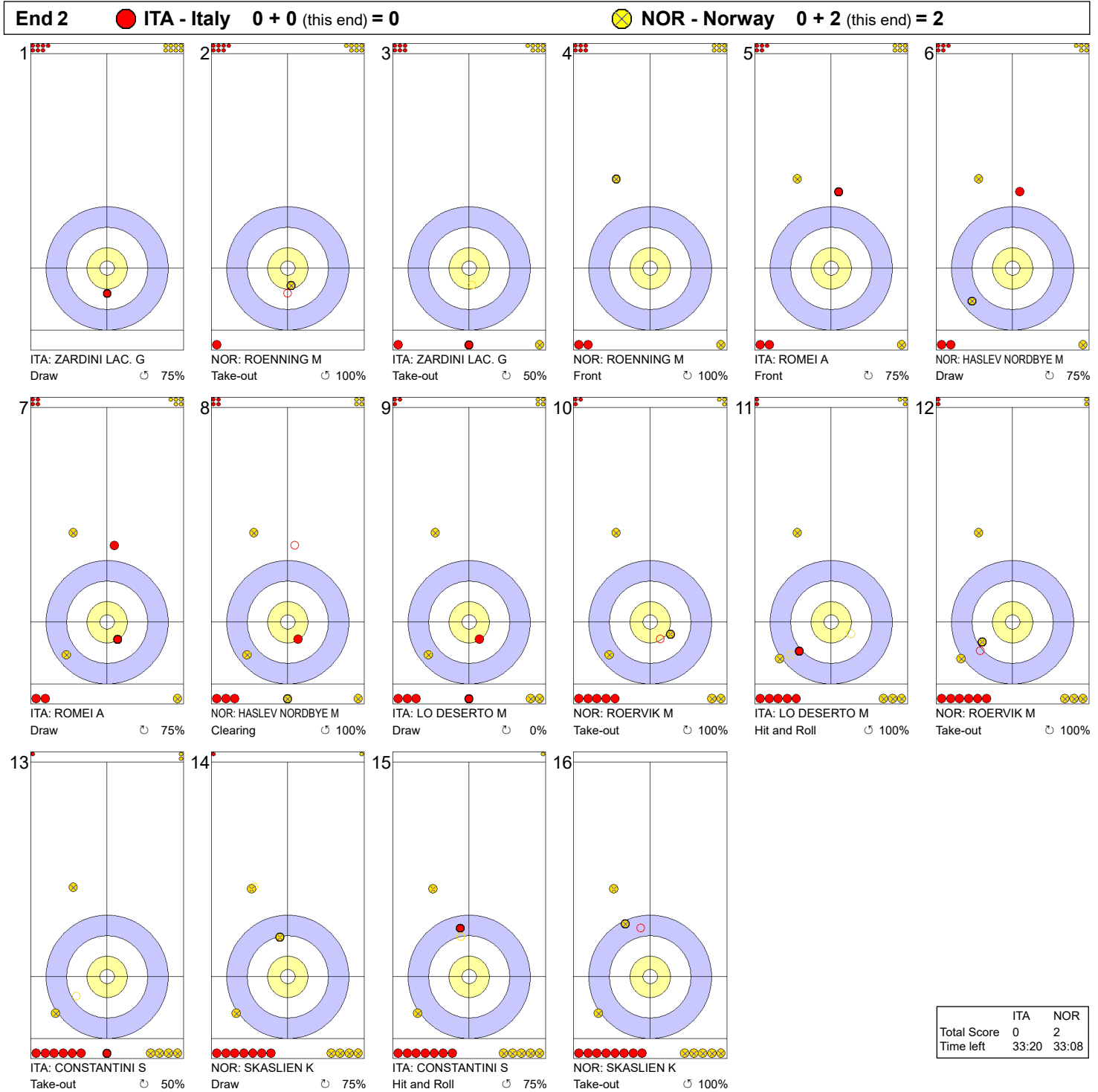


**Legend:**  
 ↻ Clockwise      ↺ Counter-clockwise      - Not considered

**FRI 24 MAR 2023**  
**Start Time 9:00**

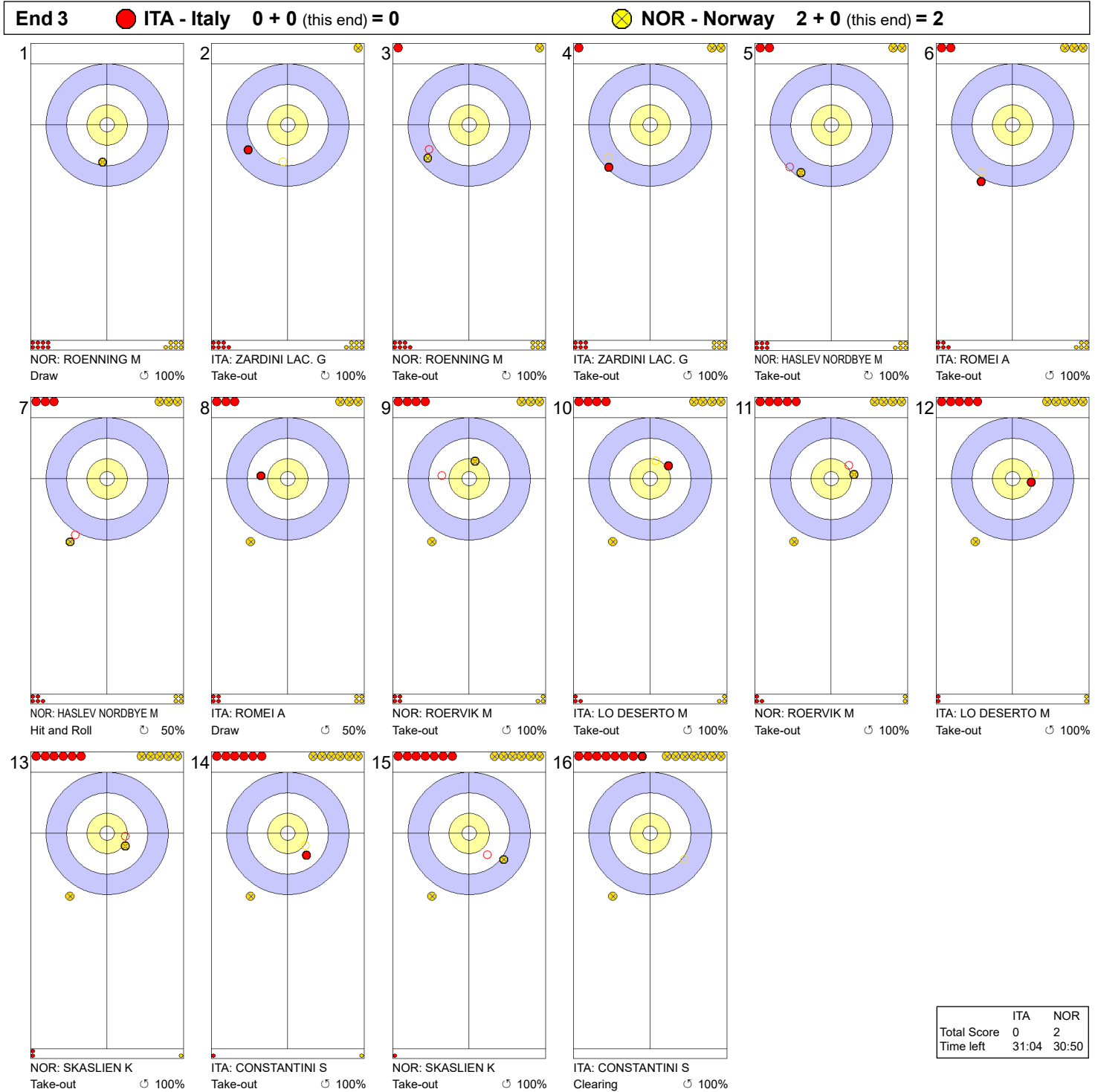
**Round Robin Session 18 - Sheet D**

**Game - Shot by Shot**



**Legend:**  
 ⤵ Clockwise      ⤴ Counter-clockwise      - Not considered

Game - Shot by Shot

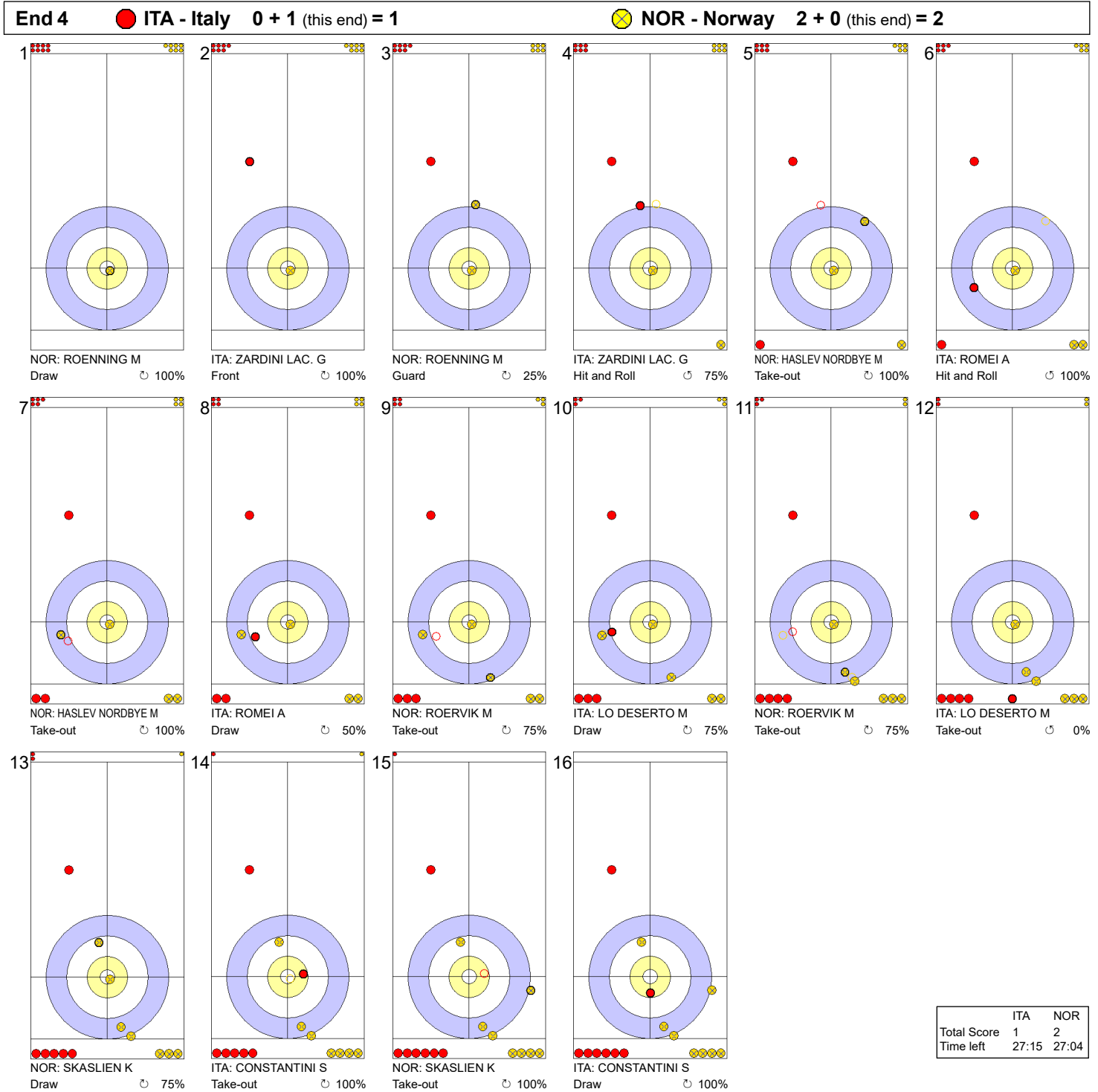


**Legend:**  
 ↻ Clockwise      ↺ Counter-clockwise      - Not considered

FRI 24 MAR 2023  
Start Time 9:00

Round Robin Session 18 - Sheet D

Game - Shot by Shot

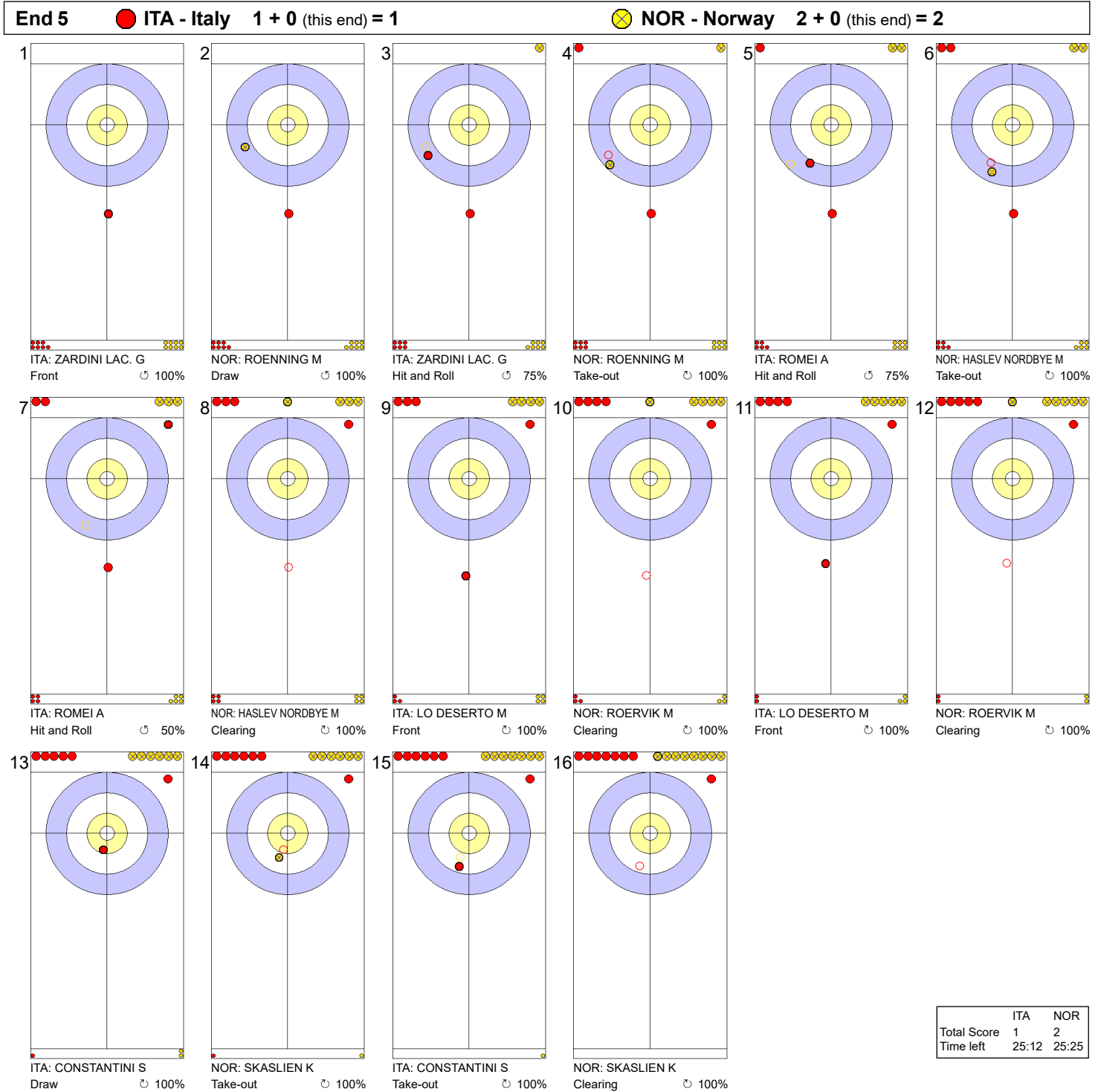


**Legend:**  
 ↻ Clockwise      ↺ Counter-clockwise      - Not considered

**FRI 24 MAR 2023**  
 Start Time 9:00

**Round Robin Session 18 - Sheet D**

**Game - Shot by Shot**

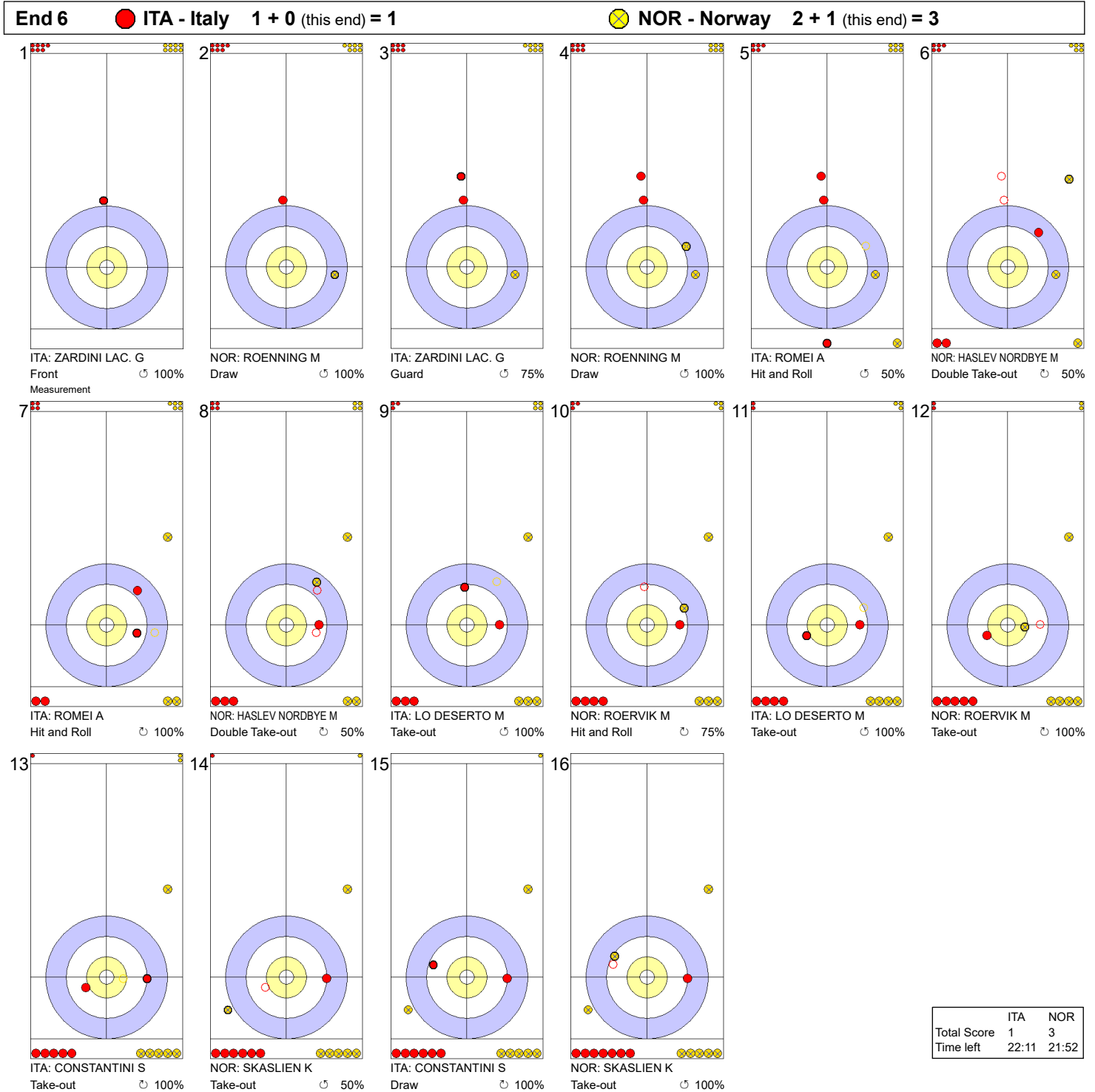


**Legend:**  
 ↻ Clockwise      ↺ Counter-clockwise      - Not considered

**FRI 24 MAR 2023**  
 Start Time 9:00

**Round Robin Session 18 - Sheet D**

**Game - Shot by Shot**



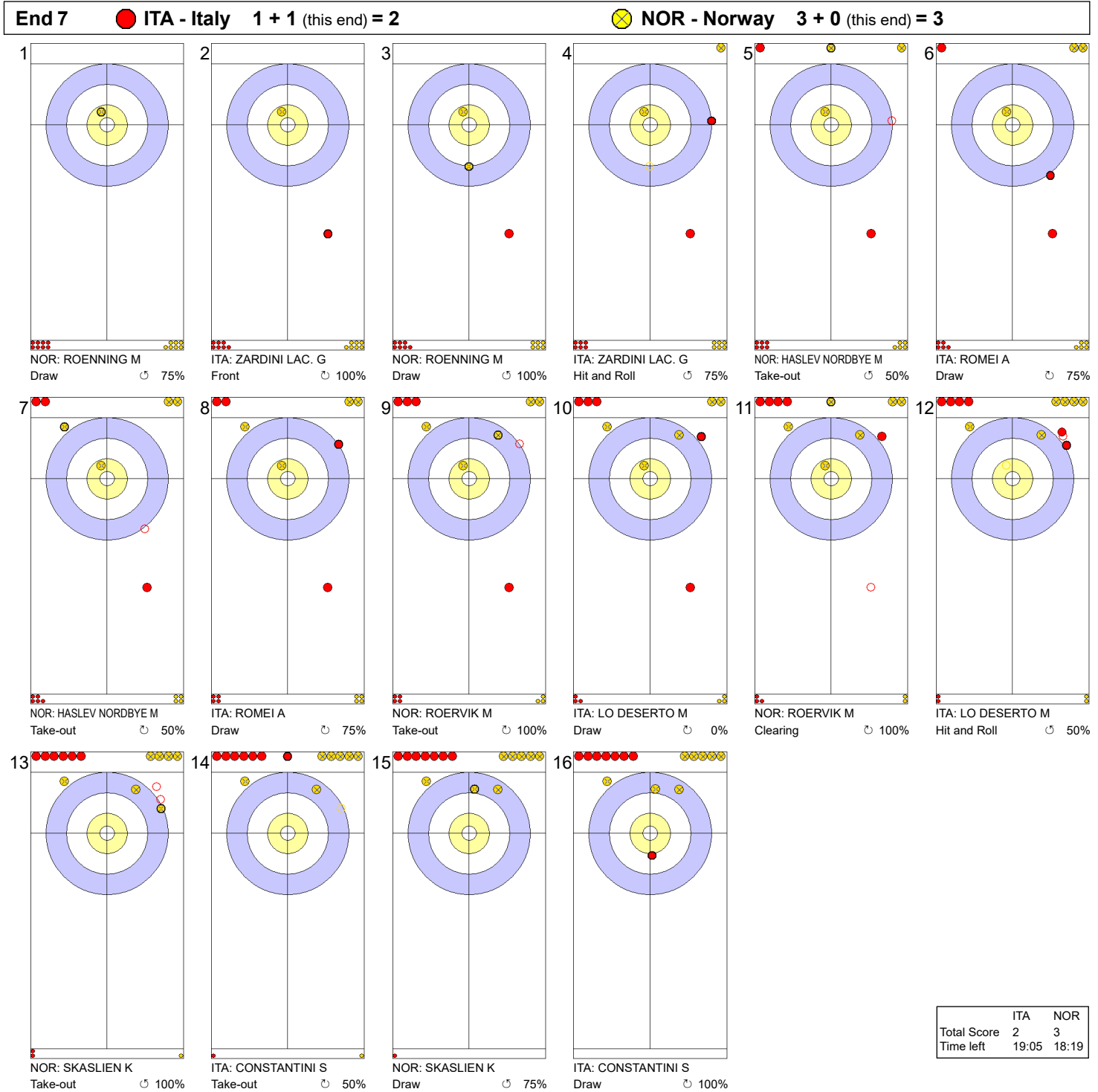
**Legend:**  
 ⤵ Clockwise      ⤴ Counter-clockwise      - Not considered



**FRI 24 MAR 2023**  
 Start Time 9:00

**Round Robin Session 18 - Sheet D**

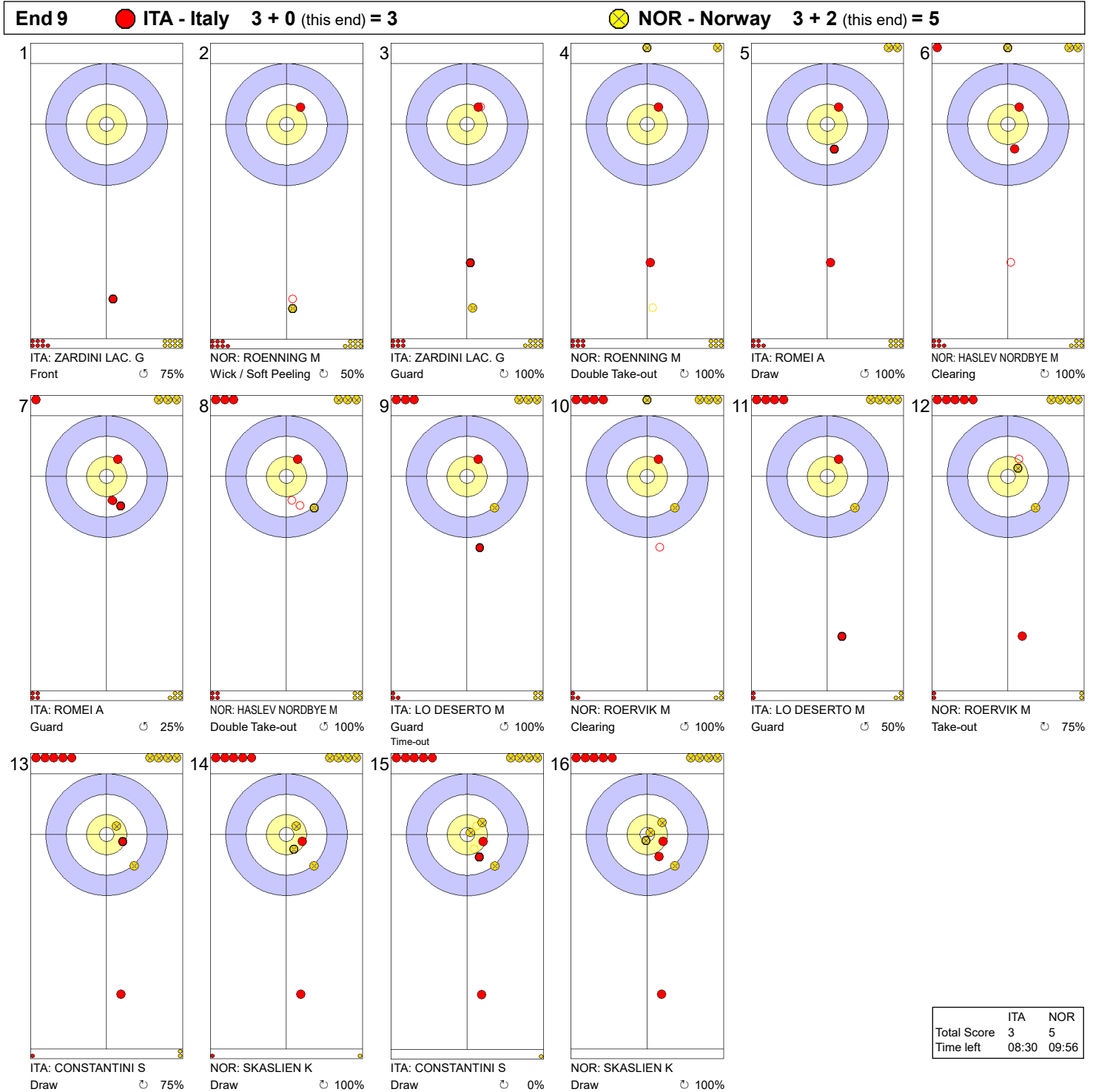
**Game - Shot by Shot**



**Legend:**  
 ↻ Clockwise      ↺ Counter-clockwise      - Not considered



**Game - Shot by Shot**

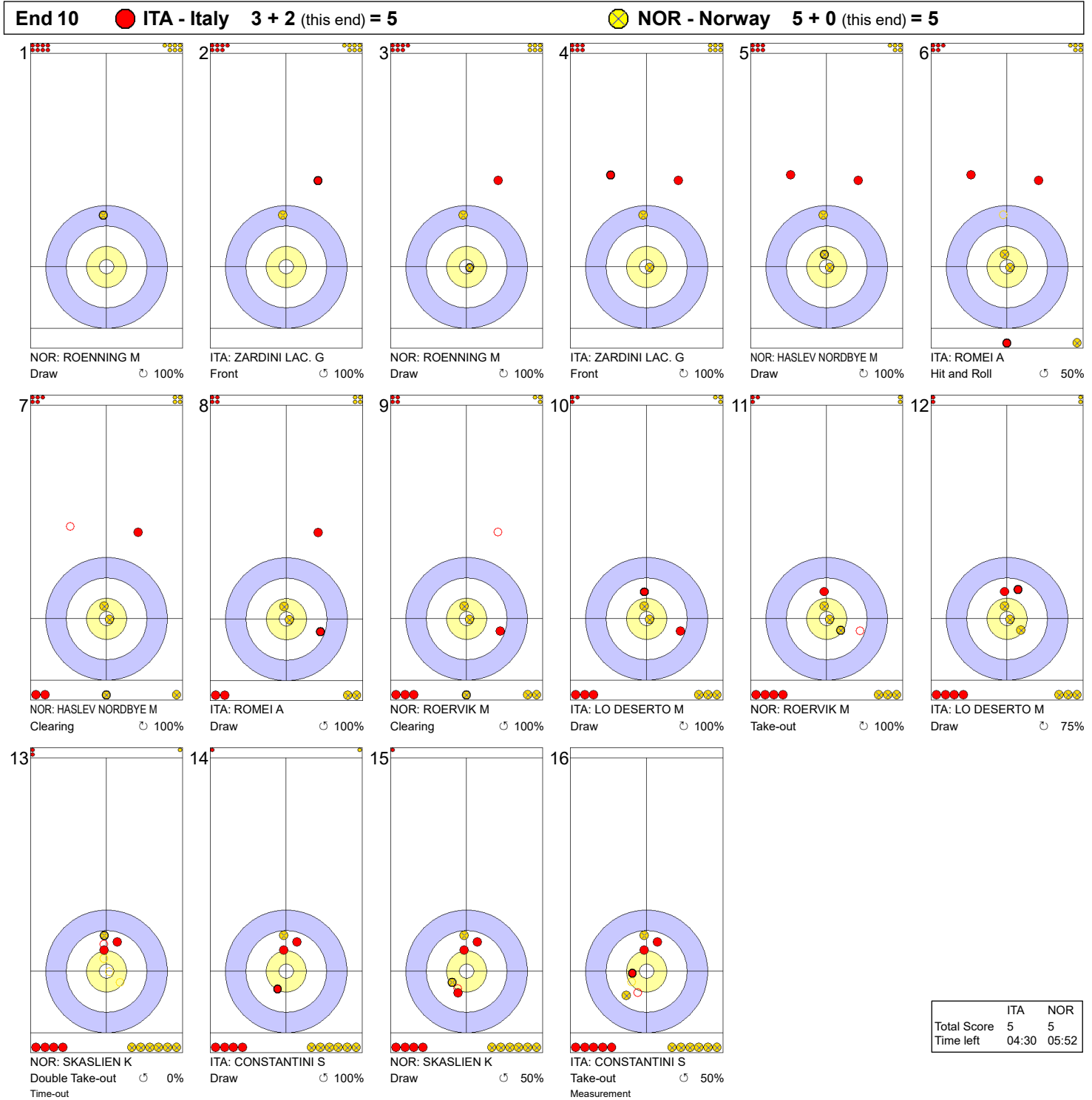


**Legend:**
  
 ↻ Clockwise      ↺ Counter-clockwise      - Not considered

FRI 24 MAR 2023  
Start Time 9:00

Round Robin Session 18 - Sheet D

Game - Shot by Shot



**Legend:**  
 ↻ Clockwise      ↺ Counter-clockwise      - Not considered

**FRI 24 MAR 2023**
  
**Start Time 9:00**

**Round Robin Session 18 - Sheet D**

**Game - Shot by Shot**



**Legend:**  
 ↻ Clockwise      ↺ Counter-clockwise      - Not considered

## Session Results and Standings

Sheet	Game	Team	LSFE	1	2	3	4	5	6	7	8	9	10	Extra Ends	Total
A	10	KOR - Korea		0	0	2	0	0	0	1	0	2	0		5
	10	SWE - Sweden	*	1	0	0	0	0	2	0	3	0	1		7
B	10	NOR - Norway	*	0	1	2	1	2	2	X	X	X	X		8
	11	NZL - New Zealand		1	0	0	0	0	0	X	X	X	X		1
C	10	SUI - Switzerland	*	0	1	2	0	2	0	0	1	1	X		7
	10	DEN - Denmark		1	0	0	1	0	1	0	0	0	X		3
D	10	GER - Germany	*	1	0	0	0	1	0	1	1	0	X		4
	11	USA - United States		0	2	1	0	0	2	0	0	1	X		6

## Current Standings

Rank	Team	Games	Wins	Losses	
1	SUI - Switzerland	10	10	0	Q
2	SWE - Sweden	10	7	3	
3	CAN - Canada	10	6	4	
3	ITA - Italy	10	6	4	
3	NOR - Norway	10	6	4	
6	USA - United States	11	6	5	
7	GER - Germany	10	5	5	
7	JPN - Japan	10	5	5	
7	TUR - Türkiye	10	5	5	
10	KOR - Korea	10	4	6	
11	DEN - Denmark	10	3	7	
11	SCO - Scotland	10	3	7	
13	NZL - New Zealand	11	0	11	

**Note:**  
Under WCF rules, tie-breaking rules for standings are not applied until after the last game of the round robin.

**Legend:**  
LSFE(\*) Last Stone First End      Q Qualified for the play-offs      X Unplayed/unfinished end due to concession

THU 23 MAR 2023  
Start Time 19:00

Round Robin Session 17 - Sheet A

## Game Results

Sheet	Game	Team	LSFE	1	2	3	4	5	6	7	8	9	10	Extra Ends	Total
A	10	KOR - Korea		0	0	2	0	0	0	1	0	2	0		5
	10	SWE - Sweden	*	1	0	0	0	0	2	0	3	0	1		7

KOR - Korea		Shot Success	Game	All
4 S	HA Seungyoun	78%	73%	
3 V	KIM Hyerin	80%	78%	
2	YANG Taei	71%	79%	
1	KIM Sujin	71%	87%	
A	-	-	-	
Team Total		75%	79%	

SWE - Sweden		Shot Success	Game	All
4 S	HASSELBORG Anna	80%	77%	
3 V	McMANUS Sara	80%	82%	
2	KNOCHENHAUER Agnes	89%	82%	
1	MABERGS Sofia	86%	84%	
A	HELDIN Johanna	-	-	
Team Total		84%	81%	

Last Stone Draw		Distance
☺	YANG Taei	12.3cm
☹	KIM Hyerin	17.4cm
<b>Total</b>		<b>29.7cm</b>

Last Stone Draw		Distance
☺	HASSELBORG Anna	8.5cm
☹	MABERGS Sofia	14.8cm
<b>Total</b>		<b>23.3cm</b>

Time remaining: 0 minutes 28 seconds

Time-out: End 8 - KOR stone 7

Time remaining: 1 minute 7 seconds

Time-out: End 6 - SWE stone 7

## Shot Success Analysis

KOR - Korea		☺	☹	Game
4	HA Seungyoun	Draws 3 50%	3 75%	6 63%
		Take-outs 6 92%	8 78%	14 84%
		Total 9 78%	11 77%	20 78%
3	KIM Hyerin	Draws 2 88%	3 83%	5 85%
		Take-outs 6 88%	9 72%	15 78%
		Total 8 88%	12 75%	20 80%
2	YANG Taei	Draws 4 100%	3 58%	7 82%
		Take-outs 7 64%	6 67%	13 65%
		Total 11 77%	9 64%	20 71%
1	KIM Sujin	Draws 14 71%	2 50%	16 69%
		Take-outs 1 100%	3 75%	4 81%
		Total 15 73%	5 65%	20 71%
A	-	Draws 0 -	0 -	0 -
		Take-outs 0 -	0 -	0 -
		Total 0 -	0 -	0 -
Team		Draws 23 75%	11 68%	34 73%
		Take-outs 20 81%	26 73%	46 77%
		Total 43 78%	37 72%	80 75%

SWE - Sweden		☺	☹	Game
4	HASSELBORG Anna	Draws 1 75%	1 75%	2 75%
		Take-outs 9 72%	9 89%	18 81%
		Total 10 73%	10 88%	20 80%
3	McMANUS Sara	Draws 4 69%	4 81%	8 75%
		Take-outs 7 86%	5 80%	12 83%
		Total 11 80%	9 81%	20 80%
2	KNOCHENHAUER Agnes	Draws 5 90%	4 94%	9 92%
		Take-outs 2 63%	9 92%	11 86%
		Total 7 82%	13 92%	20 89%
1	MABERGS Sofia	Draws 3 75%	11 91%	14 88%
		Take-outs 1 100%	4 75%	5 80%
		Total 4 81%	15 87%	19 86%
A	HELDIN Johanna	Draws 0 -	0 -	0 -
		Take-outs 0 -	0 -	0 -
		Total 0 -	0 -	0 -
Team		Draws 13 79%	20 89%	33 85%
		Take-outs 19 78%	27 86%	46 83%
		Total 32 78%	47 87%	79 84%

### Note:

Position and function for each team member:

4 = Fourth, 3 = Third, 2 = Second, 1 = Lead, A = Alternate, S = Skip, V = Vice-Skip

### Legend:

☺ Clockwise

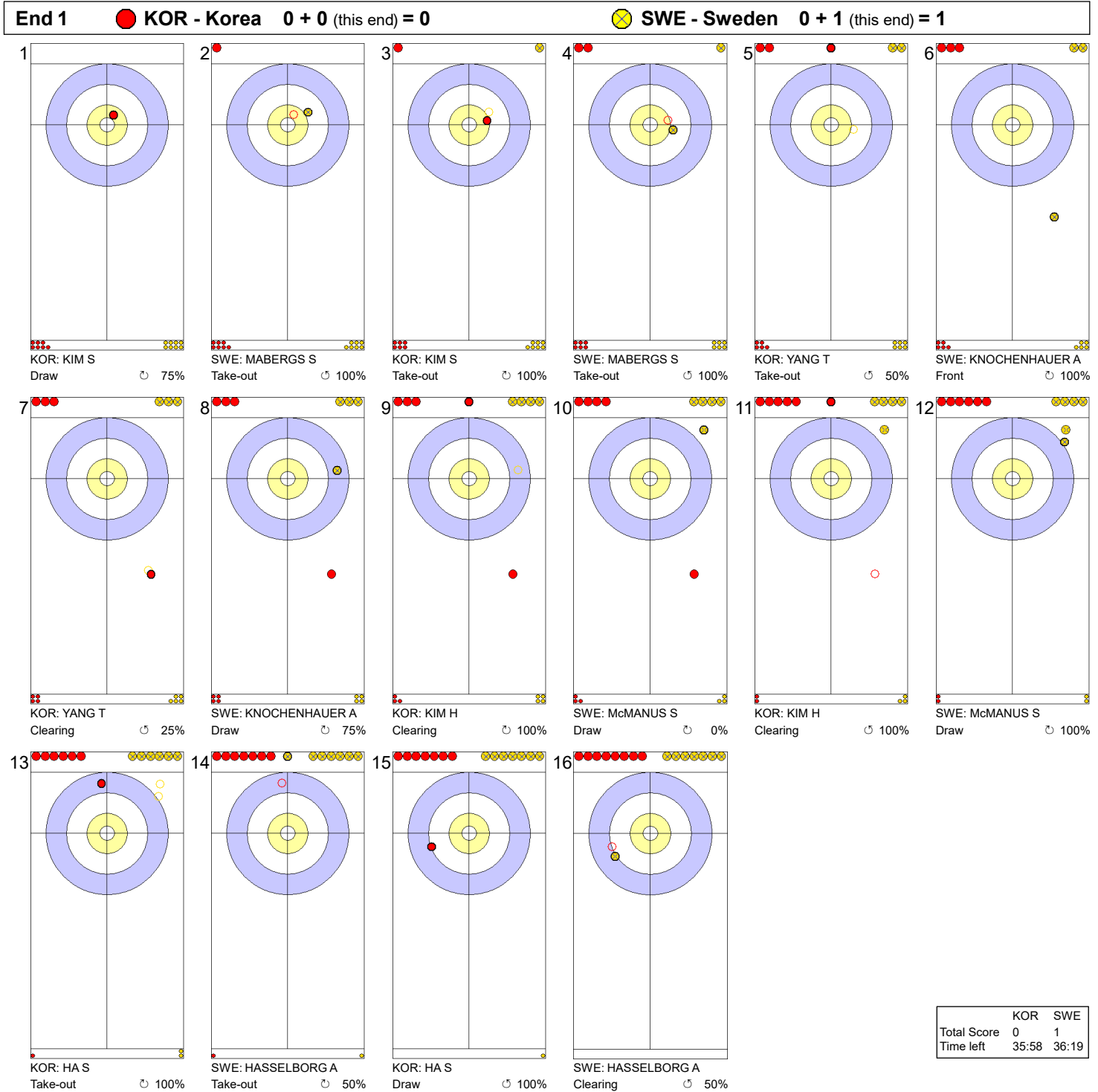
☹ Counter-clockwise

LSFE(\*) Last Stone First End

**THU 23 MAR 2023**  
 Start Time 19:00

**Round Robin Session 17 - Sheet A**

**Game - Shot by Shot**



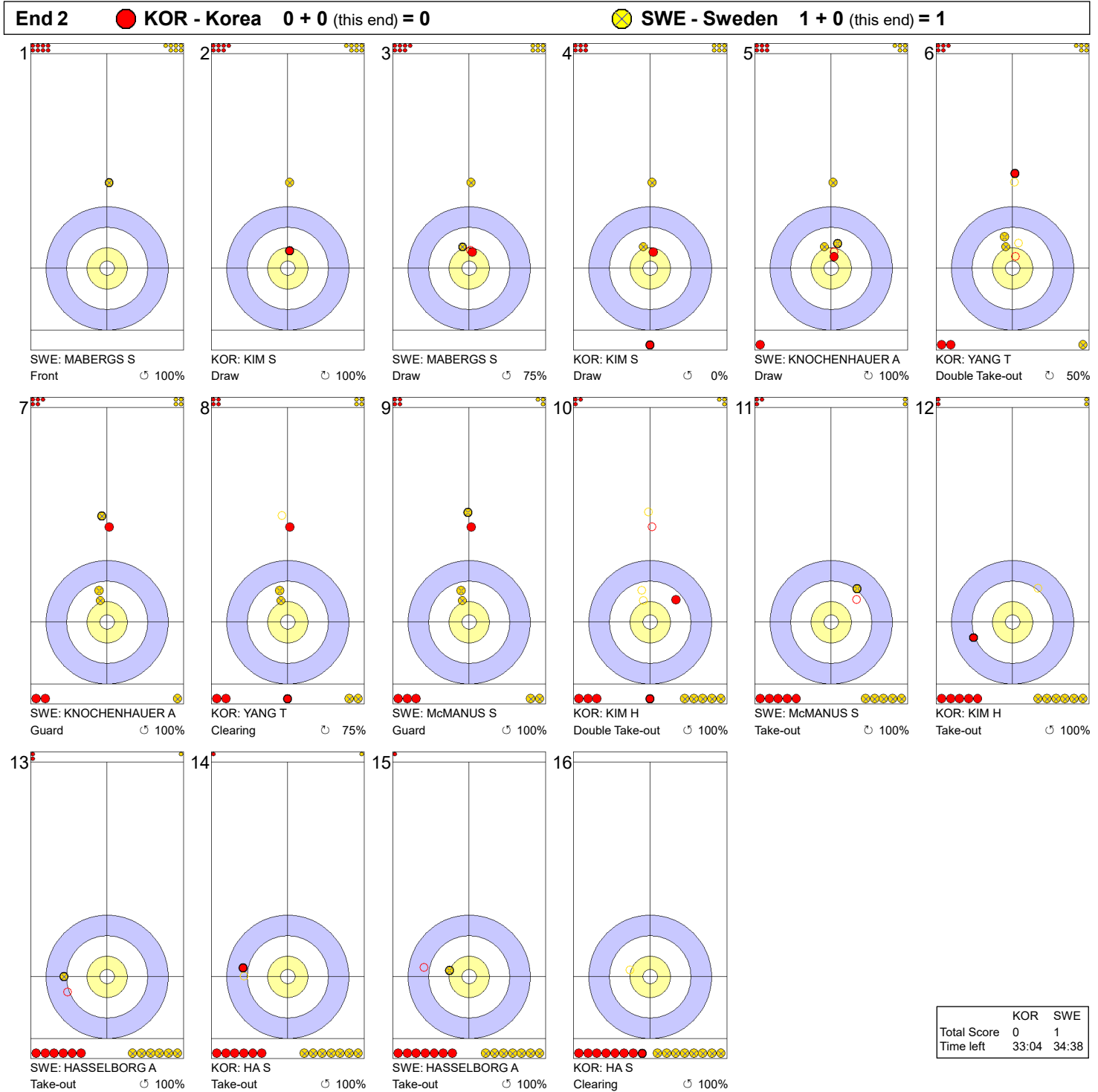
**Legend:**  
 ↻ Clockwise      ↺ Counter-clockwise      - Not considered



THU 23 MAR 2023  
Start Time 19:00

Round Robin Session 17 - Sheet A

Game - Shot by Shot



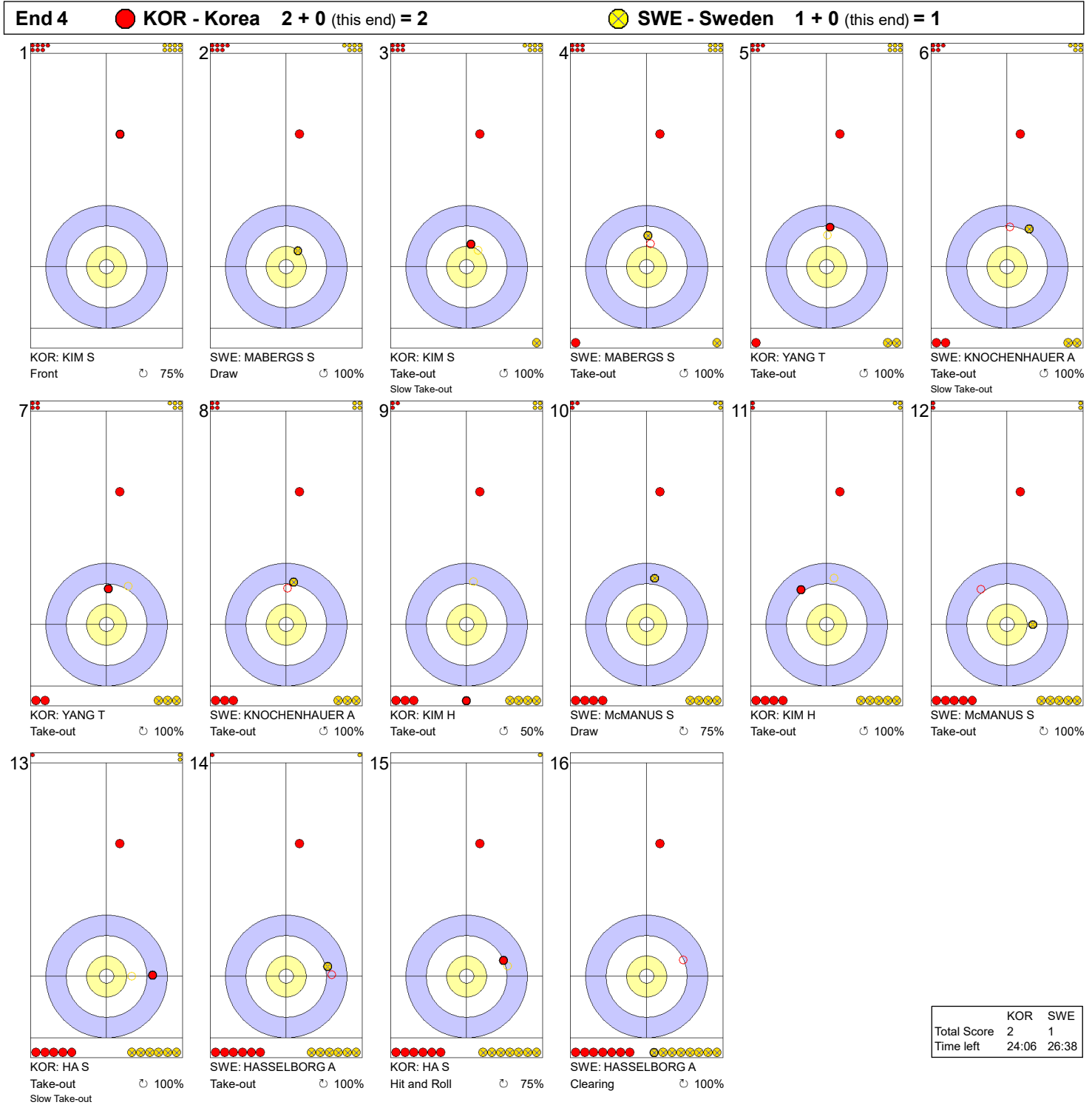
**Legend:**  
 ↻ Clockwise      ↺ Counter-clockwise      - Not considered



**THU 23 MAR 2023**  
**Start Time 19:00**

**Round Robin Session 17 - Sheet A**

**Game - Shot by Shot**

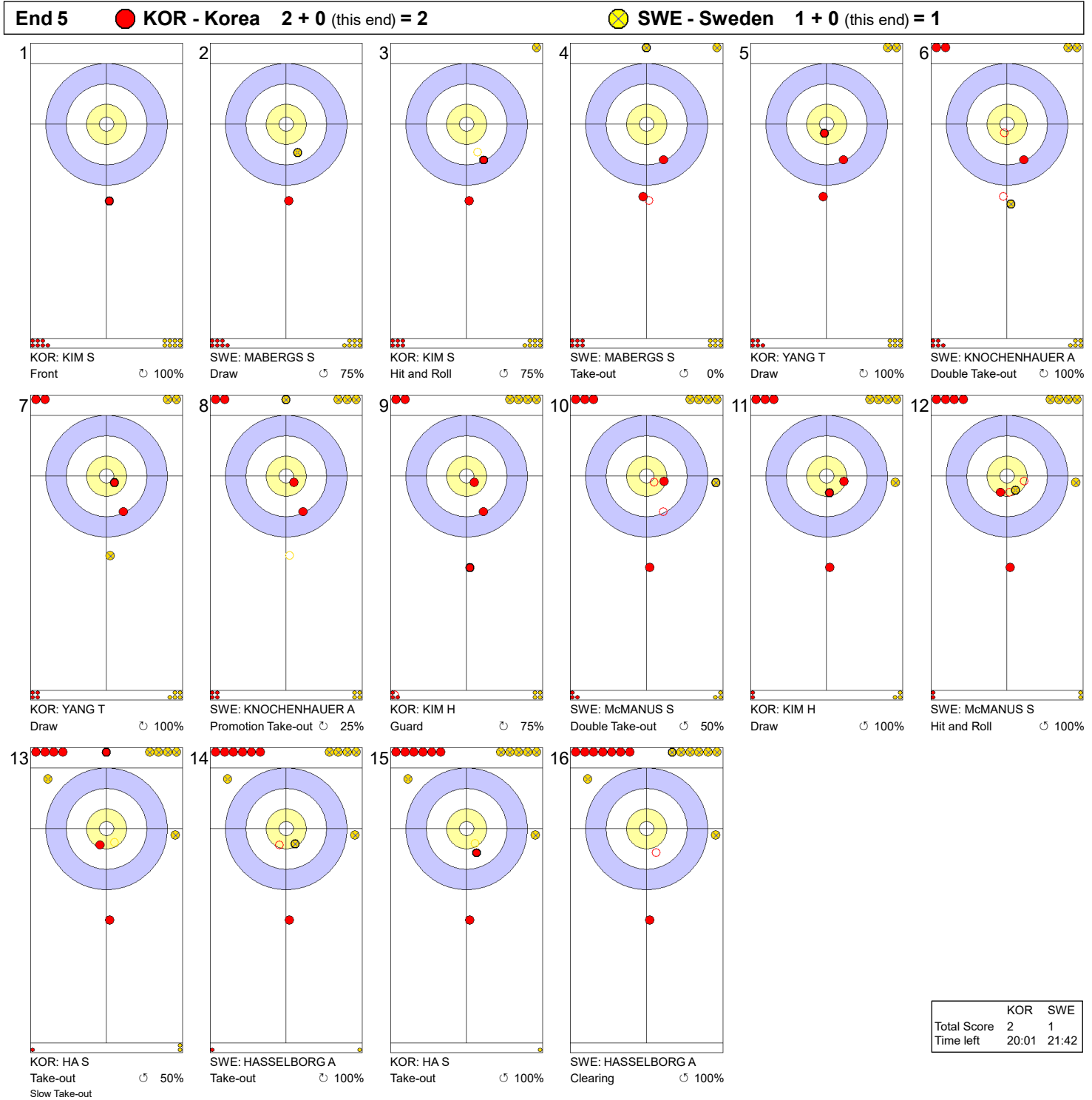


**Legend:**  
 ↻ Clockwise      ↺ Counter-clockwise      - Not considered

**THU 23 MAR 2023**  
 Start Time 19:00

**Round Robin Session 17 - Sheet A**

**Game - Shot by Shot**



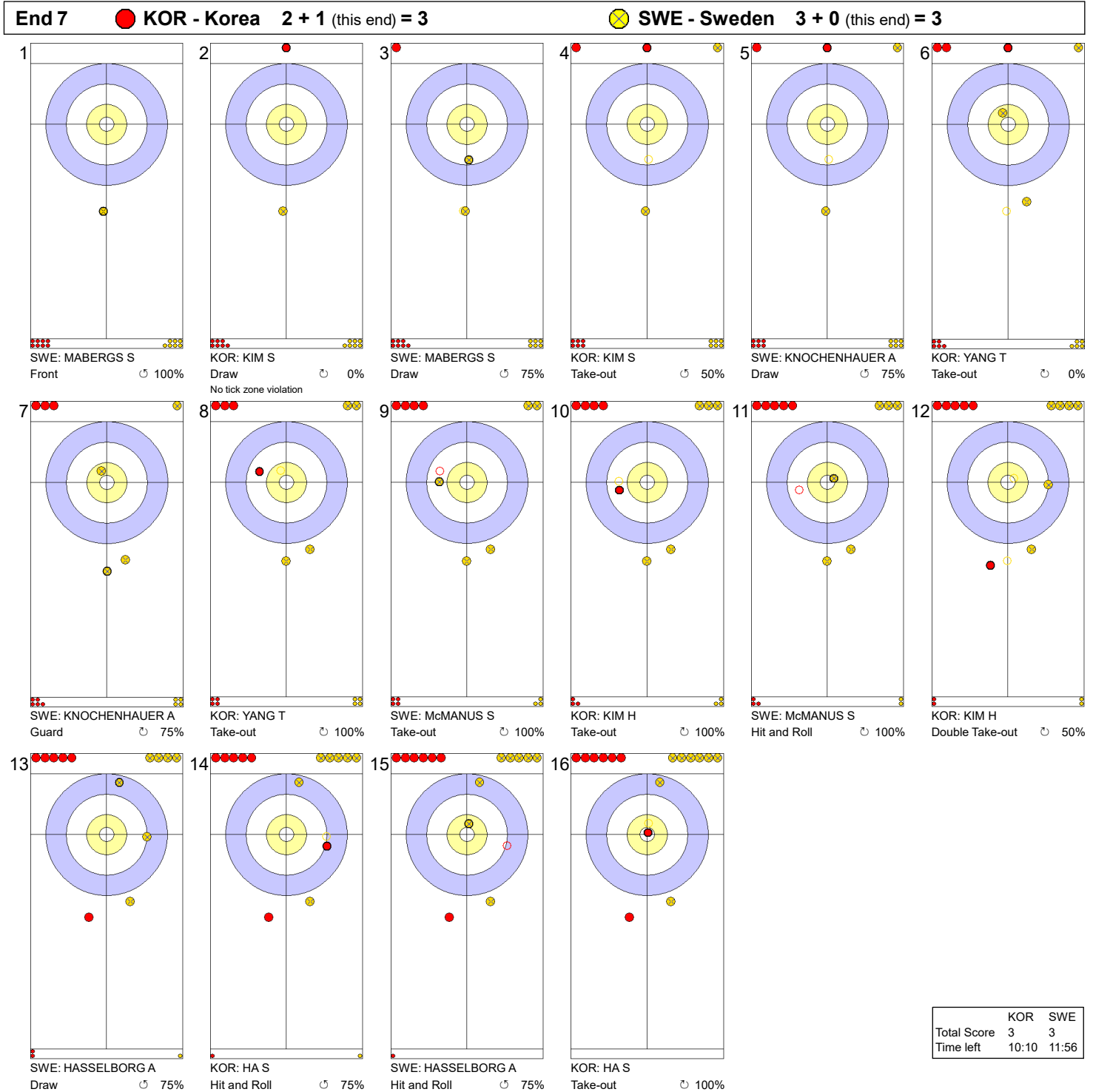
**Legend:**  
 ↻ Clockwise      ↺ Counter-clockwise      - Not considered



**THU 23 MAR 2023**  
 Start Time 19:00

**Round Robin Session 17 - Sheet A**

**Game - Shot by Shot**



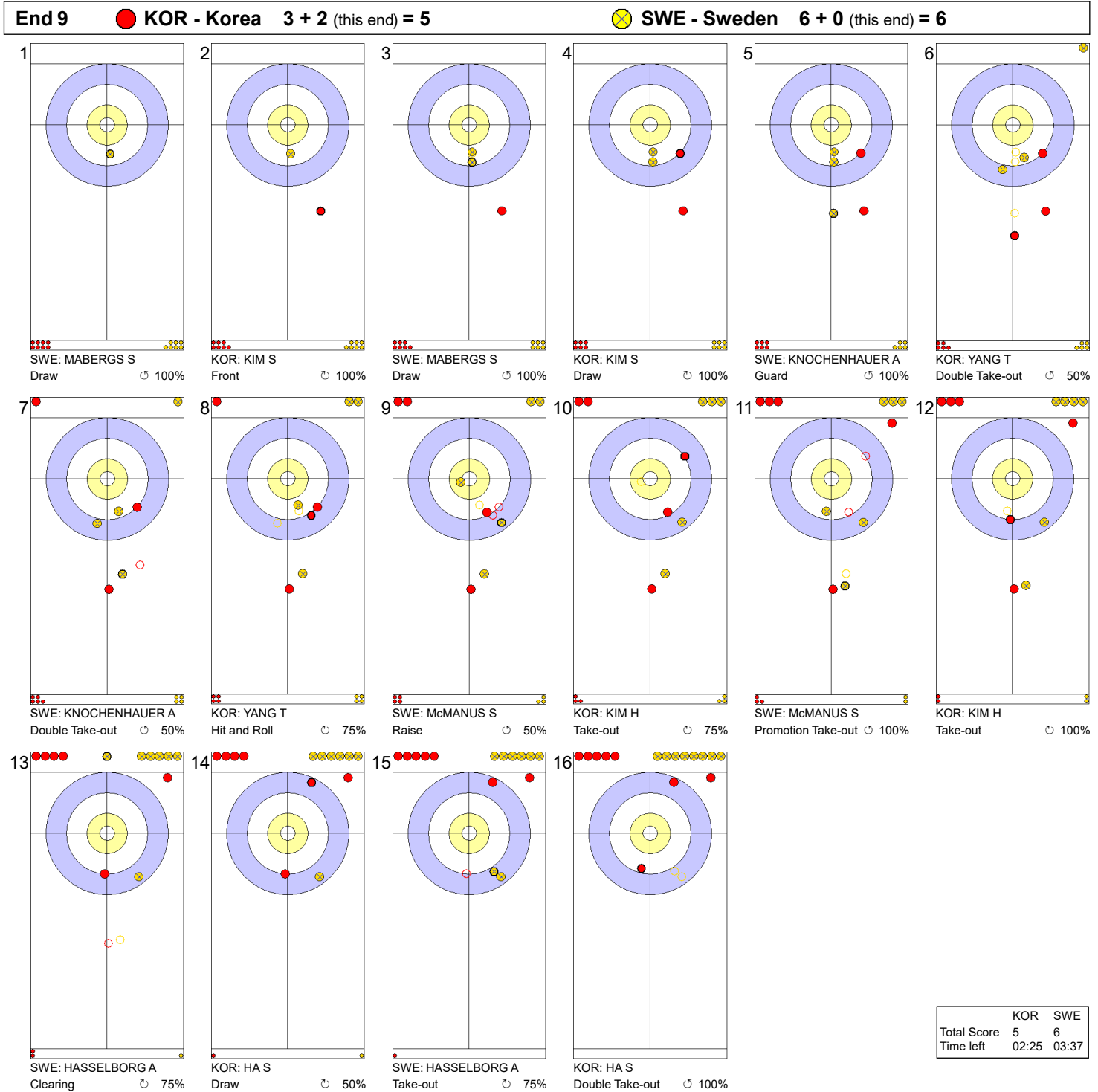
**Legend:**  
 ↻ Clockwise      ↺ Counter-clockwise      - Not considered



**THU 23 MAR 2023**  
 Start Time 19:00

**Round Robin Session 17 - Sheet A**

**Game - Shot by Shot**



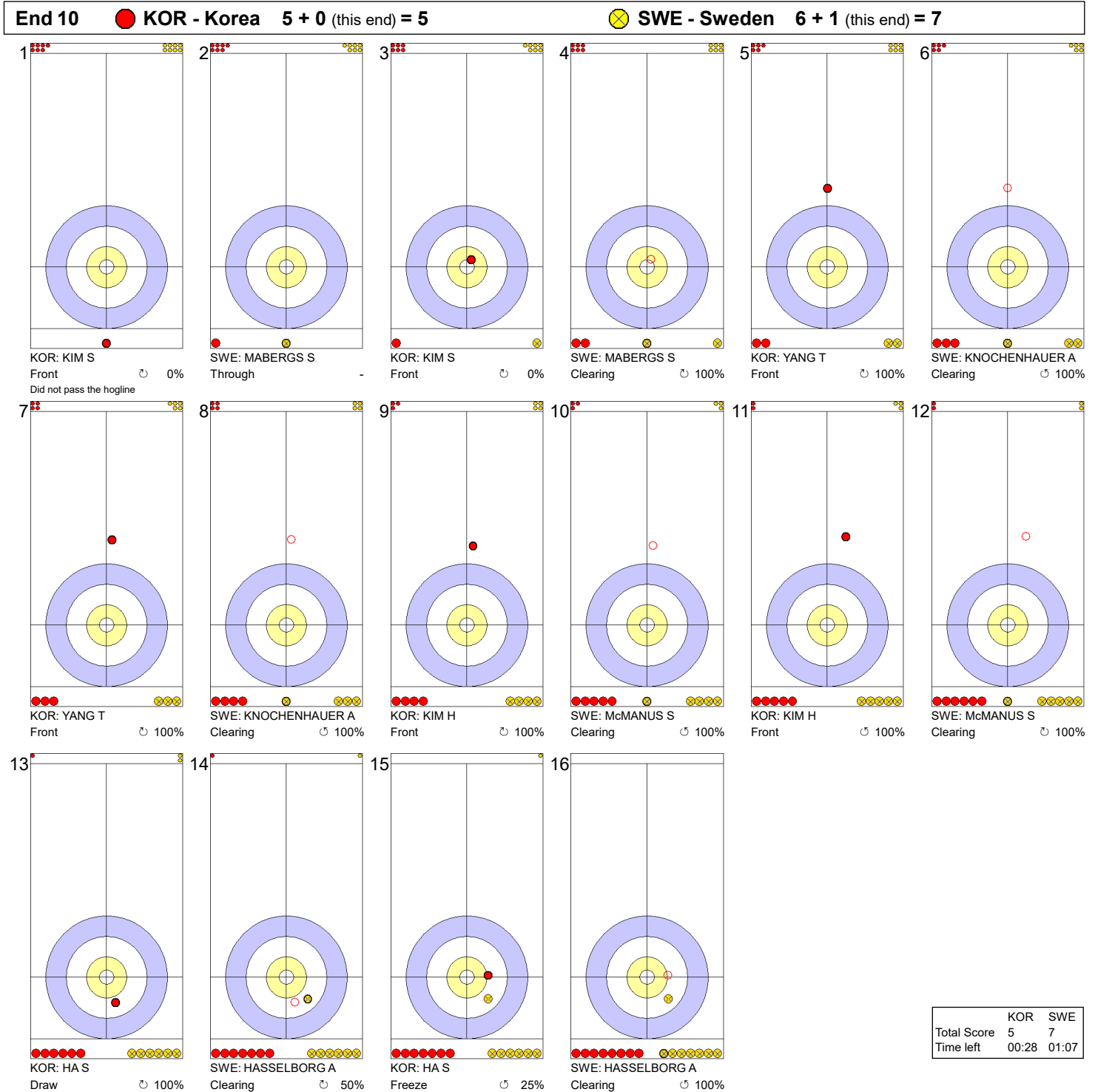
**Legend:**  
 ↻ Clockwise      ↺ Counter-clockwise      - Not considered



**THU 23 MAR 2023**  
**Start Time 19:00**

**Round Robin Session 17 - Sheet A**

**Game - Shot by Shot**



**Legend:**  
 ⌚ Clockwise      ⌚ Counter-clockwise      - Not considered

THU 23 MAR 2023  
Start Time 19:00

Round Robin Session 17 - Sheet B

## Game Results

Sheet	Game	Team	LSFE	1	2	3	4	5	6	7	8	9	10	Extra Ends	Total
B	10	NOR - Norway	*	0	1	2	1	2	2	X	X	X	X		8
	11	NZL - New Zealand		1	0	0	0	0	0	X	X	X	X		1

NOR - Norway		Shot Success	Game	All
4 V	SKASLIEN Kristin	75%	75%	
3 S	ROERVIK Marianne	92%	79%	
2	HASLEV NORDBYE Mille	77%	85%	
1	ROENNING Martine	98%	89%	
A	RAMSFJELL Maia	-	-	
Team Total		85%	82%	

NZL - New Zealand		Shot Success	Game	All
4 S	SMITH Jessica	54%	61%	
3 V	THOMPSON Holly	67%	66%	
2	BECKER Bridget	60%	63%	
1	THURLOW Natalie	73%	70%	
A	KINNEY Ruby	-	63%	
Team Total		64%	66%	

Last Stone Draw		Distance
⌚	HASLEV NORDBYE Mille	10.1cm
⌚	ROERVIK Marianne	15.1cm
<b>Total</b>		<b>25.2cm</b>

Last Stone Draw		Distance
⌚	THURLOW Natalie	38.5cm
⌚	SMITH Jessica	71.4cm
<b>Total</b>		<b>109.9cm</b>

Time remaining: 17 minutes 22 seconds

Time remaining: 12 minutes 39 seconds

## Shot Success Analysis

NOR - Norway		⌚	⌚	Game
4	SKASLIEN Kristin	Draws 1 100%	3 67%	4 75%
		Take-outs 4 50%	4 100%	8 75%
		Total 5 60%	7 86%	12 75%
3	ROERVIK Marianne	Draws 1 100%	1 100%	2 100%
		Take-outs 1 100%	9 89%	10 90%
		Total 2 100%	10 90%	12 92%
2	HASLEV NORDBYE Mille	Draws 0 -	2 88%	2 88%
		Take-outs 4 100%	6 58%	10 75%
		Total 4 100%	8 66%	12 77%
1	ROENNING Martine	Draws 4 100%	6 96%	10 98%
		Take-outs 0 -	2 100%	2 100%
		Total 4 100%	8 97%	12 98%
A	RAMSFJELL Maia	Draws 0 -	0 -	0 -
		Take-outs 0 -	0 -	0 -
		Total 0 -	0 -	0 -
Team		Draws 6 100%	12 88%	18 92%
		Take-outs 9 78%	21 83%	30 82%
		Total 15 87%	33 85%	48 85%

NZL - New Zealand		⌚	⌚	Game
4	SMITH Jessica	Draws 2 88%	5 35%	7 50%
		Take-outs 3 58%	2 63%	5 60%
		Total 5 70%	7 43%	12 54%
3	THOMPSON Holly	Draws 3 75%	5 70%	8 72%
		Take-outs 2 75%	2 38%	4 56%
		Total 5 75%	7 61%	12 67%
2	BECKER Bridget	Draws 2 63%	5 40%	7 46%
		Take-outs 5 80%	0 -	5 80%
		Total 7 75%	5 40%	12 60%
1	THURLOW Natalie	Draws 4 63%	5 70%	9 67%
		Take-outs 0 -	3 92%	3 92%
		Total 4 63%	8 78%	12 73%
A	KINNEY Ruby	Draws 0 -	0 -	0 -
		Take-outs 0 -	0 -	0 -
		Total 0 -	0 -	0 -
Team		Draws 11 70%	20 54%	31 60%
		Take-outs 10 73%	7 68%	17 71%
		Total 21 71%	27 57%	48 64%


**Note:**  
Position and function for each team member:  
4 = Fourth, 3 = Third, 2 = Second, 1 = Lead, A = Alternate, S = Skip, V = Vice-Skip

**Legend:**  
⌚ Clockwise      ⌚ Counter-clockwise      LSFE(\*) Last Stone First End  
X Unplayed/unfinished end due to concession

THU 23 MAR 2023  
Start Time 19:00

Round Robin Session 17 - Sheet B

Game - Shot by Shot



**Legend:**  
 ↻ Clockwise      ↺ Counter-clockwise      - Not considered





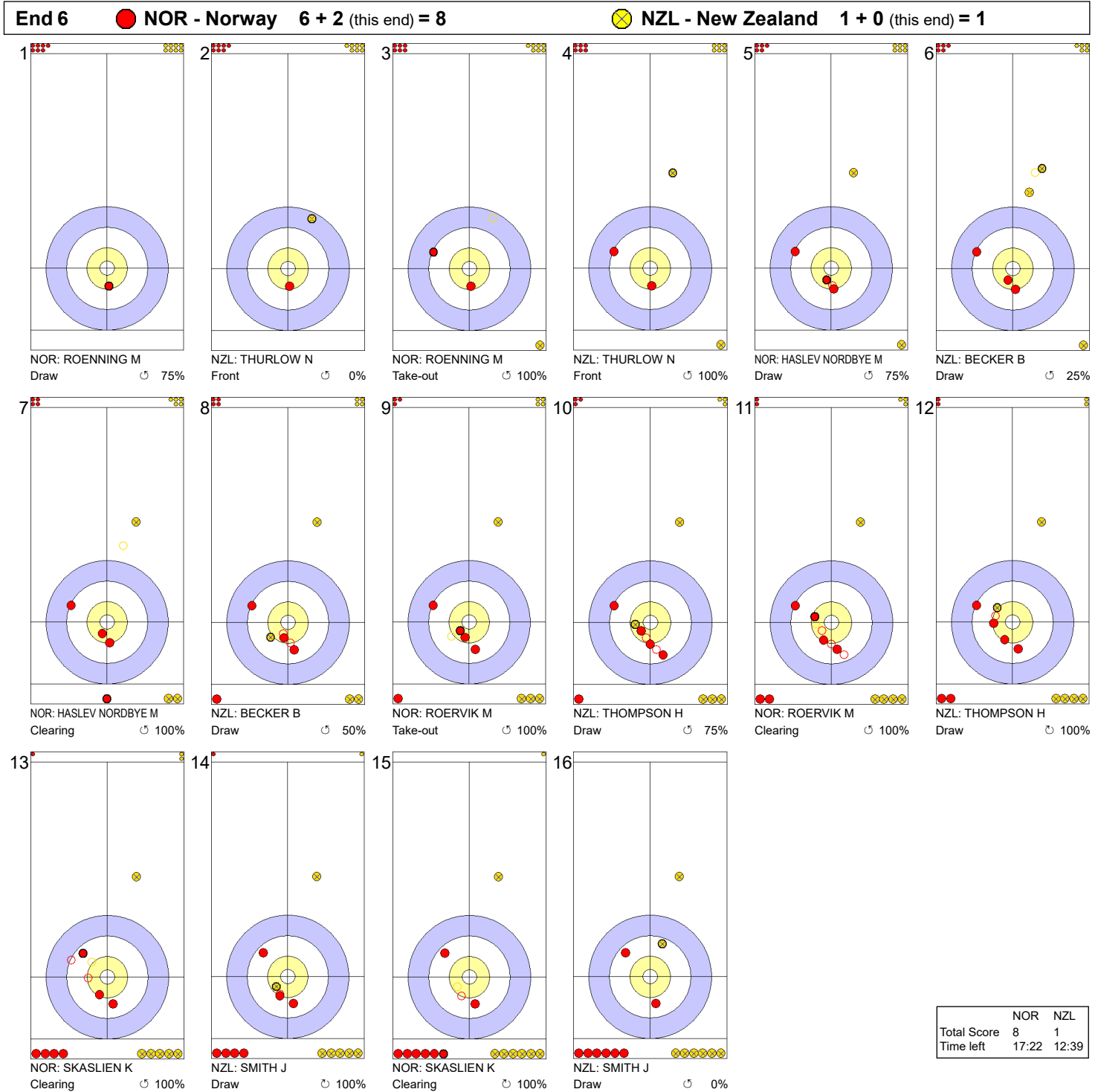




**THU 23 MAR 2023**  
**Start Time 19:00**

**Round Robin Session 17 - Sheet B**

**Game - Shot by Shot**



**Legend:**  
 ⌚ Clockwise      ⌚ Counter-clockwise      - Not considered



THU 23 MAR 2023  
Start Time 19:00

Round Robin Session 17 - Sheet C

## Game Results

Sheet	Game	Team	LSFE	1	2	3	4	5	6	7	8	9	10	Extra Ends	Total
C	10	SUI - Switzerland	*	0	1	2	0	2	0	0	1	1	X		7
	10	DEN - Denmark		1	0	0	1	0	1	0	0	0	X		3

SUI - Switzerland		Shot Success	Game	All
4 V	PAETZ Alina	85%	85%	88%
3 S	TIRINZONI Silvana	88%	88%	83%
2	HOWALD Carole	85%	85%	82%
1	SCHWALLER-HUERLIMANN Briar	88%	88%	88%
A	-	-	-	-
Team Total		86%	86%	85%

DEN - Denmark		Shot Success	Game	All
4 S	DUPONT Madeleine	67%	67%	73%
3	DUPONT Denise	86%	86%	78%
2 V	HALSE Mathilde	82%	82%	73%
1	LARSEN My	94%	94%	86%
A	LANDER Jasmin	-	-	-
Team Total		82%	82%	77%

Last Stone Draw		Distance
⌚	TIRINZONI Silvana	15.2cm
⌚	PAETZ Alina	84.6cm
<b>Total</b>		<b>99.8cm</b>

Last Stone Draw		Distance
⌚	DUPONT Madeleine	59.8cm
⌚	HALSE Mathilde	188.2cm
<b>Total</b>		<b>248.0cm</b>

Time remaining: 5 minutes 13 seconds

Time remaining: 8 minutes 42 seconds

Time-out: End 9 - SUI stone 6

## Shot Success Analysis

SUI - Switzerland		⌚	⌚	Game
4 PAETZ Alina	Draws	0	6 79%	6 79%
	Take-outs	0	12 88%	12 88%
	Total	0	18 85%	18 85%
3 TIRINZONI Silvana	Draws	0	3 100%	3 100%
	Take-outs	7 71%	8 97%	15 85%
	Total	7 71%	11 98%	18 88%
2 HOWALD Carole	Draws	0	3 92%	3 92%
	Take-outs	3 100%	11 80%	14 84%
	Total	3 100%	14 82%	17 85%
1 SCHWALLER B	Draws	7 71%	9 97%	16 86%
	Take-outs	0	2 100%	2 100%
	Total	7 71%	11 98%	18 88%
A -	Draws	0	0 -	0 -
	Take-outs	0	0 -	0 -
	Total	0	0 -	0 -
Team	Draws	7 71%	21 92%	28 87%
	Take-outs	10 80%	33 88%	43 86%
	Total	17 76%	54 89%	71 86%

DEN - Denmark		⌚	⌚	Game
4 DUPONT Madeleine	Draws	2 88%	7 68%	9 72%
	Take-outs	5 90%	4 25%	9 61%
	Total	7 89%	11 52%	18 67%
3 DUPONT Denise	Draws	5 90%	8 75%	13 81%
	Take-outs	1 100%	4 100%	5 100%
	Total	6 92%	12 83%	18 86%
2 HALSE Mathilde	Draws	7 75%	5 90%	12 81%
	Take-outs	4 88%	2 75%	6 83%
	Total	11 80%	7 86%	18 82%
1 LARSEN My	Draws	10 98%	7 96%	17 97%
	Take-outs	1 50%	0 -	1 50%
	Total	11 93%	7 96%	18 94%
A LANDER Jasmin	Draws	0	0 -	0 -
	Take-outs	0	0 -	0 -
	Total	0	0 -	0 -
Team	Draws	24 89%	27 81%	51 85%
	Take-outs	11 86%	10 65%	21 76%
	Total	35 88%	37 77%	72 82%

### Note:

Position and function for each team member:

4 = Fourth, 3 = Third, 2 = Second, 1 = Lead, A = Alternate, S = Skip, V = Vice-Skip

### Legend:

⌚ Clockwise

⌚ Counter-clockwise

LSFE(\*) Last Stone First End

X Unplayed/unfinished end due to concession



**THU 23 MAR 2023**  
 Start Time 19:00

**Round Robin Session 17 - Sheet C**

**Game - Shot by Shot**



**Legend:**  
 ↻ Clockwise      ↺ Counter-clockwise      - Not considered

THU 23 MAR 2023  
Start Time 19:00

Round Robin Session 17 - Sheet C

Game - Shot by Shot




**Legend:**  
 ↻ Clockwise      ↺ Counter-clockwise      - Not considered

THU 23 MAR 2023  
Start Time 19:00

Round Robin Session 17 - Sheet C

Game - Shot by Shot



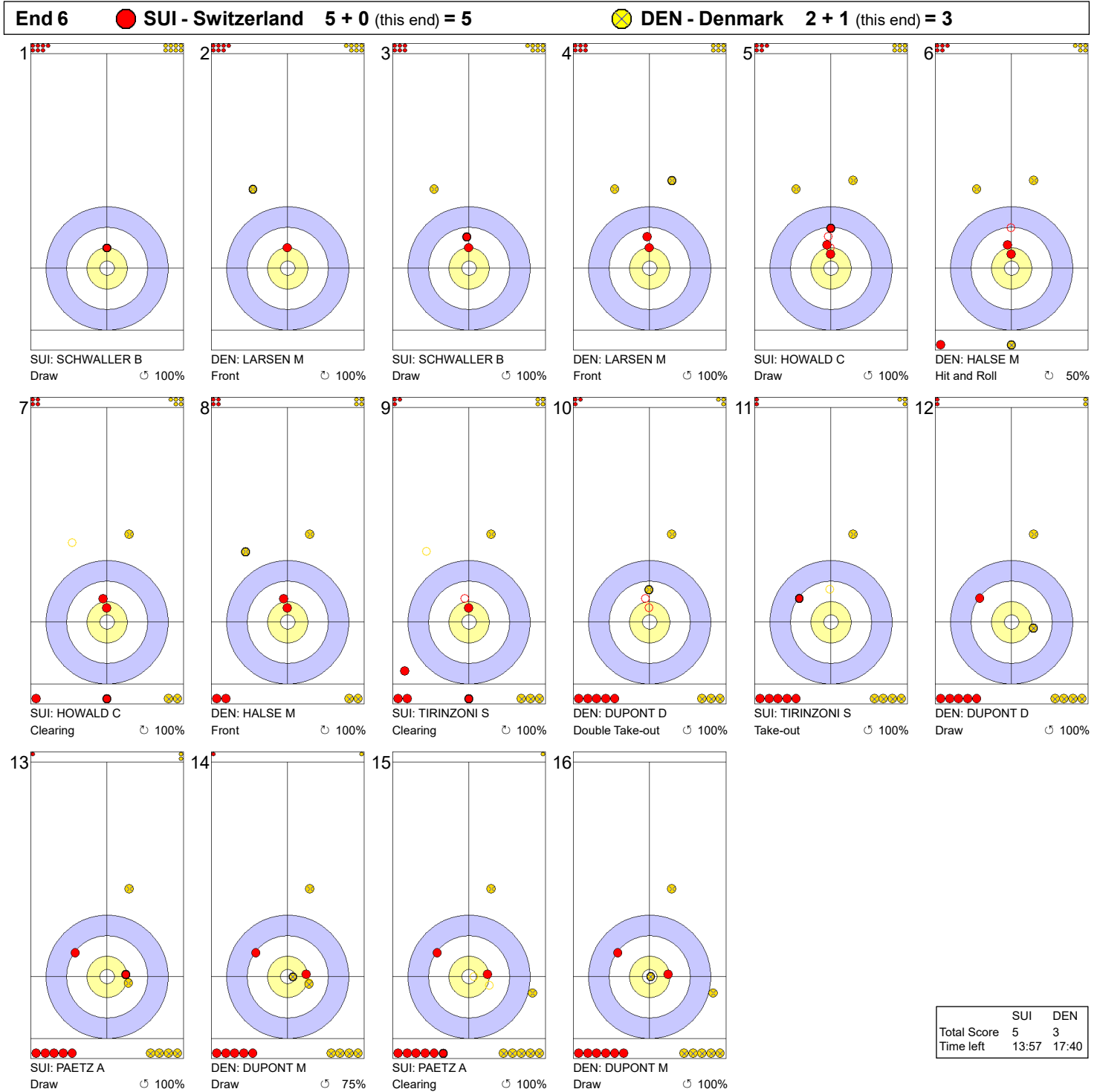
**Legend:**  
 ↻ Clockwise      ↺ Counter-clockwise      - Not considered



THU 23 MAR 2023  
Start Time 19:00

Round Robin Session 17 - Sheet C

**Game - Shot by Shot**



**Legend:**  
 ↻ Clockwise      ↺ Counter-clockwise      - Not considered

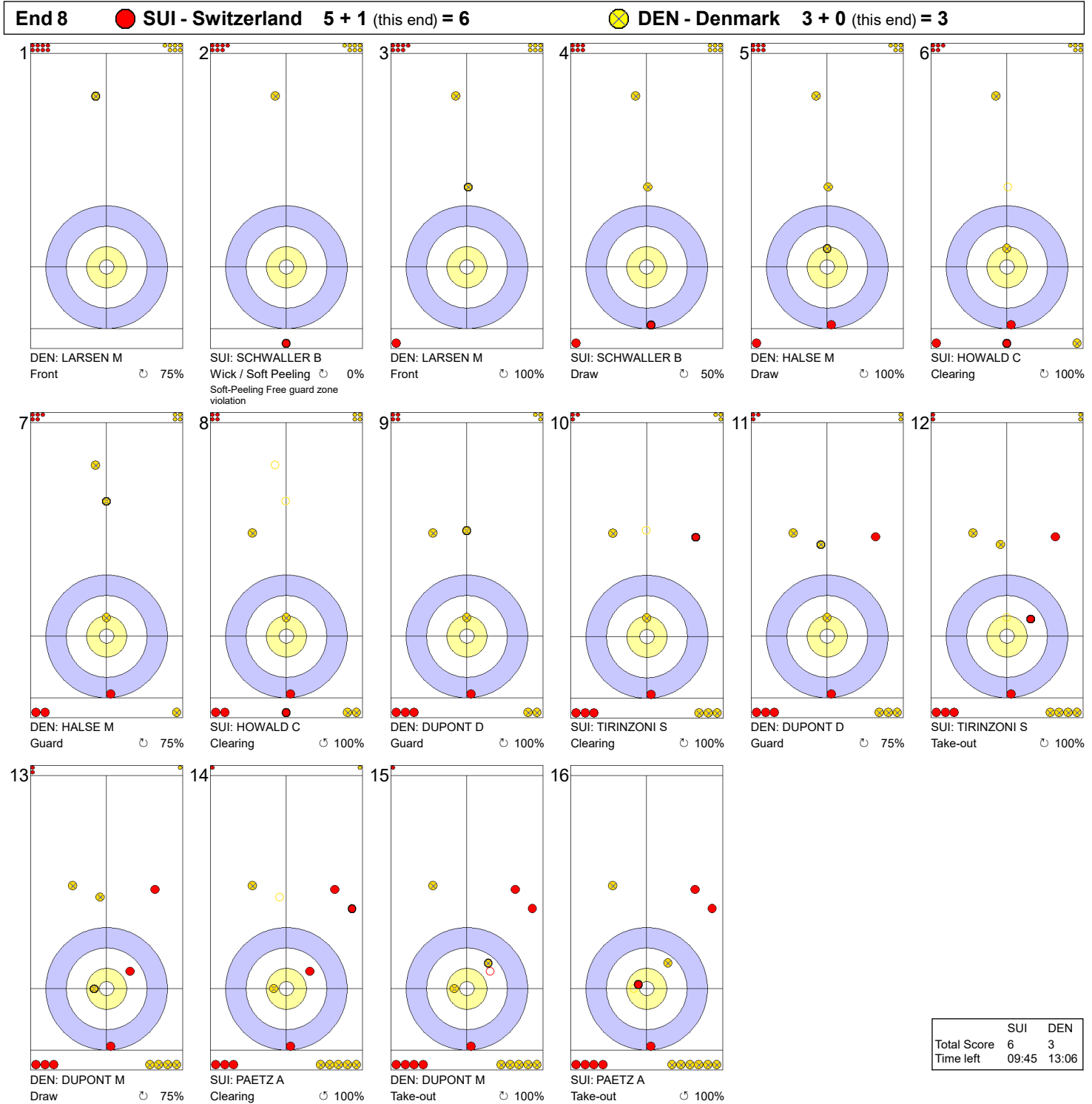




**THU 23 MAR 2023**  
 Start Time 19:00

**Round Robin Session 17 - Sheet C**

**Game - Shot by Shot**

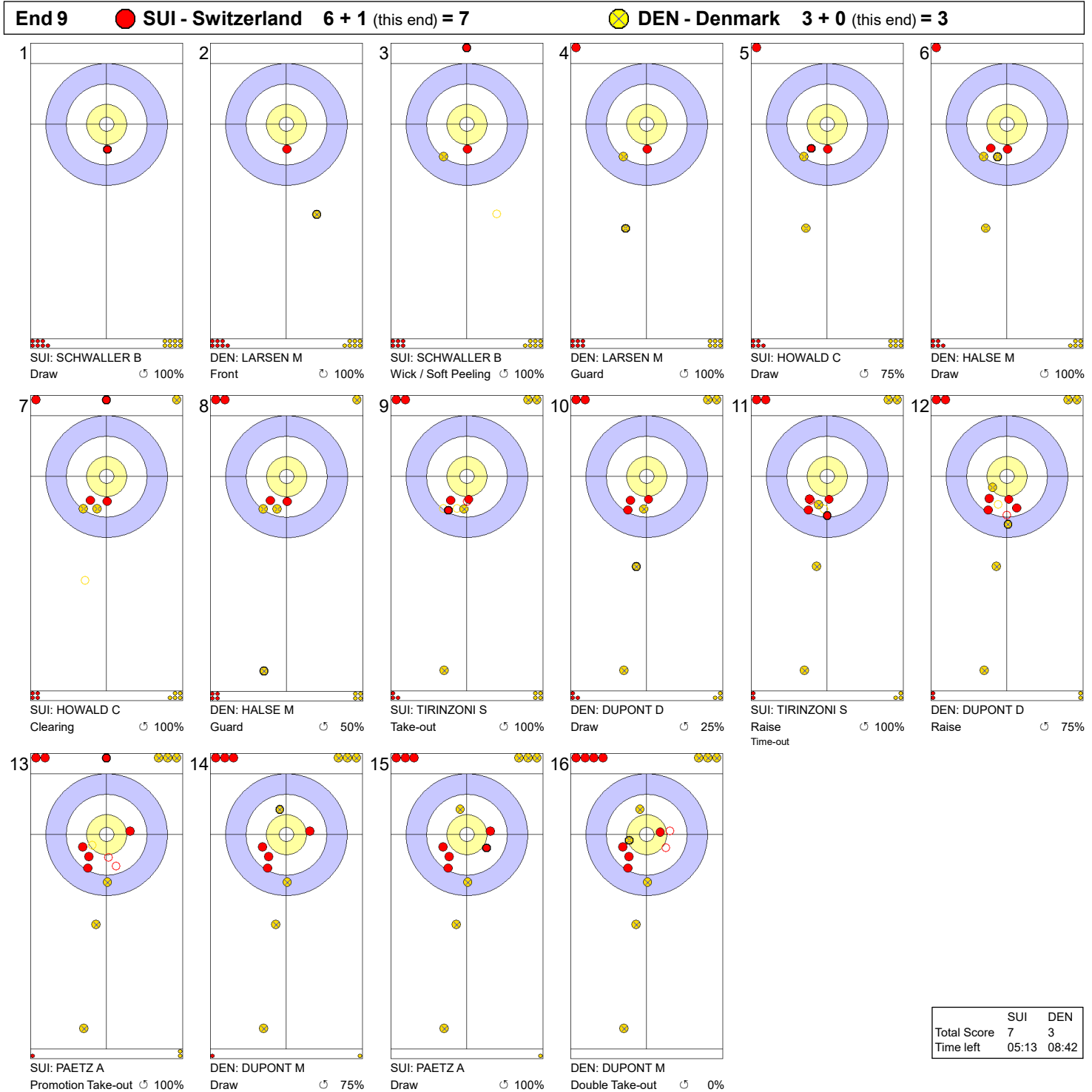


**Legend:**  
 ↻ Clockwise      ↺ Counter-clockwise      - Not considered

THU 23 MAR 2023  
Start Time 19:00

Round Robin Session 17 - Sheet C

Game - Shot by Shot



**Legend:**  
 ↻ Clockwise      ↺ Counter-clockwise      - Not considered

THU 23 MAR 2023  
Start Time 19:00

Round Robin Session 17 - Sheet D

## Game Results

Sheet	Game	Team	LSFE	1	2	3	4	5	6	7	8	9	10	Extra Ends	Total
D	10	GER - Germany	*	1	0	0	0	1	0	1	1	0	X		4
	11	USA - United States		0	2	1	0	0	2	0	0	1	X		6

GER - Germany		Shot Success	Game	All
4 S	JENTSCH Daniela	86%		72%
3 V	ABBES Emira	90%		79%
2	SCHOELL Pia-Lisa	80%		78%
1	JENTSCH Analena	100%		83%
A	KAPP Lena	-		77%
Team Total		89%		78%

USA - United States		Shot Success	Game	All
4 S	PETERSON Tabitha	91%		81%
3 V	THIESSE Cory	85%		84%
2	HAMILTON Becca	88%		81%
1	PETERSON Tara	88%		87%
A	PERSINGER Vicky	-		92%
Team Total		88%		84%

Last Stone Draw		Distance
⌚	SCHOELL Pia-Lisa	12.0cm
⌚	JENTSCH Analena	33.3cm
<b>Total</b>		<b>45.3cm</b>

Last Stone Draw		Distance
⌚	PETERSON Tabitha	41.4cm
⌚	HAMILTON Becca	19.9cm
<b>Total</b>		<b>61.3cm</b>

Time remaining: 0 minutes 59 seconds

Time-out: End 10 - GER stone 7

Time remaining: 1 minute 6 seconds

Time-out: End 10 - USA stone 4

## Shot Success Analysis

GER - Germany		⌚	⌚	Game	
4	JENTSCH Daniela	Draws	2 88%	4 100%	6 96%
		Take-outs	7 75%	5 90%	12 81%
		Total	9 78%	9 94%	18 86%
3	ABBES Emira	Draws	5 90%	1 50%	6 83%
		Take-outs	6 83%	8 100%	14 93%
		Total	11 86%	9 94%	20 90%
2	SCHOELL Pia-Lisa	Draws	4 75%	6 88%	10 83%
		Take-outs	5 75%	5 80%	10 78%
		Total	9 75%	11 84%	20 80%
1	JENTSCH Analena	Draws	3 100%	13 100%	16 100%
		Take-outs	1 100%	3 100%	4 100%
		Total	4 100%	16 100%	20 100%
A	KAPP Lena	Draws	0 -	0 -	0 -
		Take-outs	0 -	0 -	0 -
		Total	0 -	0 -	0 -
Team		Draws	14 88%	24 95%	38 92%
		Take-outs	19 79%	21 93%	40 86%
		Total	33 83%	45 94%	78 89%

USA - United States		⌚	⌚	Game	
4	PETERSON Tabitha	Draws	7 100%	2 100%	9 100%
		Take-outs	6 88%	5 80%	11 84%
		Total	13 94%	7 86%	20 91%
3	THIESSE Cory	Draws	3 58%	3 100%	6 79%
		Take-outs	6 79%	8 94%	14 88%
		Total	9 72%	11 95%	20 85%
2	HAMILTON Becca	Draws	1 100%	4 100%	5 100%
		Take-outs	2 75%	13 85%	15 83%
		Total	3 83%	17 88%	20 88%
1	PETERSON Tara	Draws	9 86%	8 97%	17 91%
		Take-outs	0 -	3 67%	3 67%
		Total	9 86%	11 89%	20 88%
A	PERSINGER Vicky	Draws	0 -	0 -	0 -
		Take-outs	0 -	0 -	0 -
		Total	0 -	0 -	0 -
Team		Draws	20 88%	17 99%	37 93%
		Take-outs	14 82%	29 84%	43 84%
		Total	34 85%	46 90%	80 88%

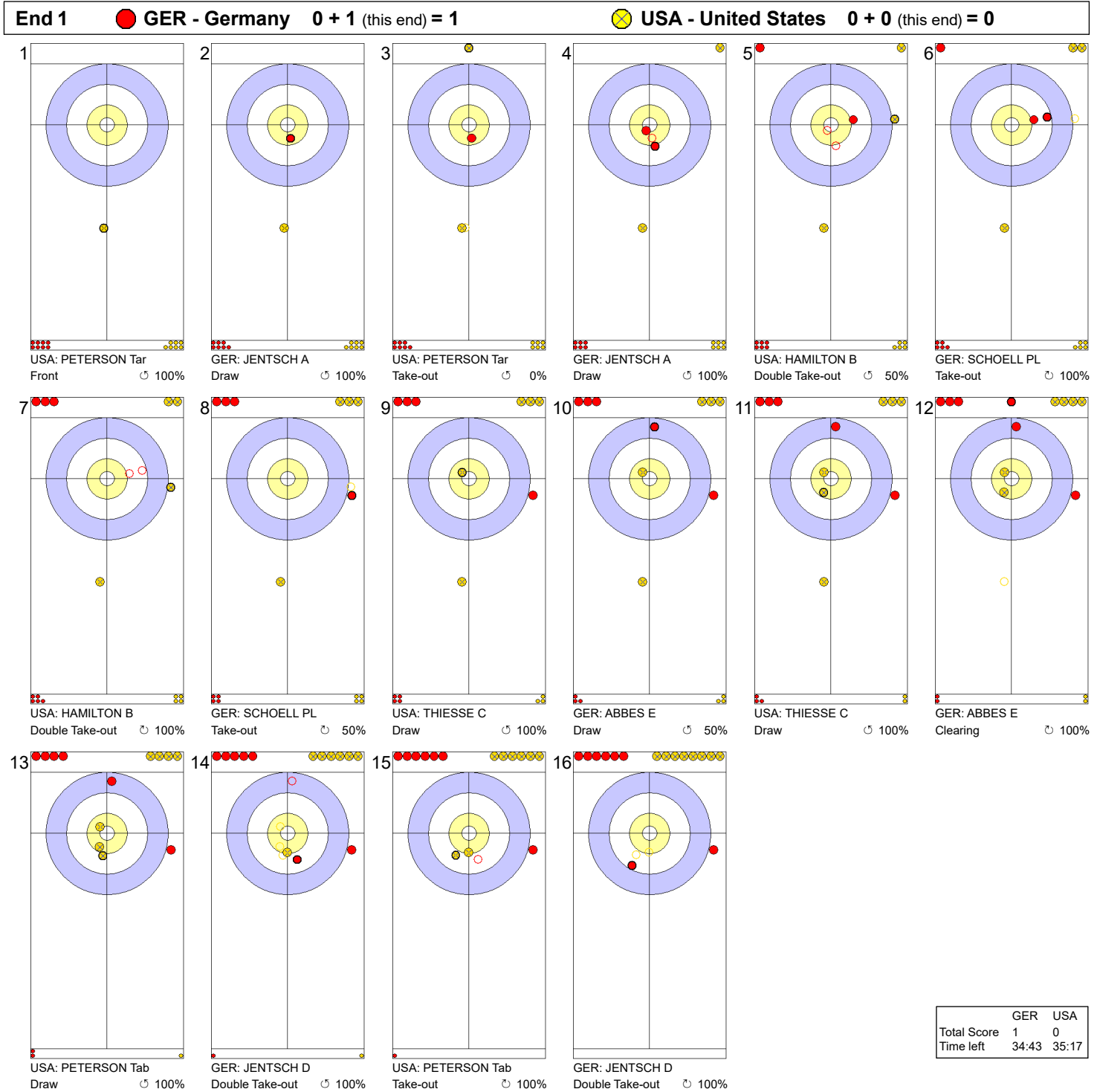
**Note:**  
Position and function for each team member:  
4 = Fourth, 3 = Third, 2 = Second, 1 = Lead, A = Alternate, S = Skip, V = Vice-Skip

**Legend:**  
⌚ Clockwise      ⌚ Counter-clockwise      LSFE(\*) Last Stone First End  
X Unplayed/unfinished end due to concession

**THU 23 MAR 2023**  
 Start Time 19:00

**Round Robin Session 17 - Sheet D**

**Game - Shot by Shot**

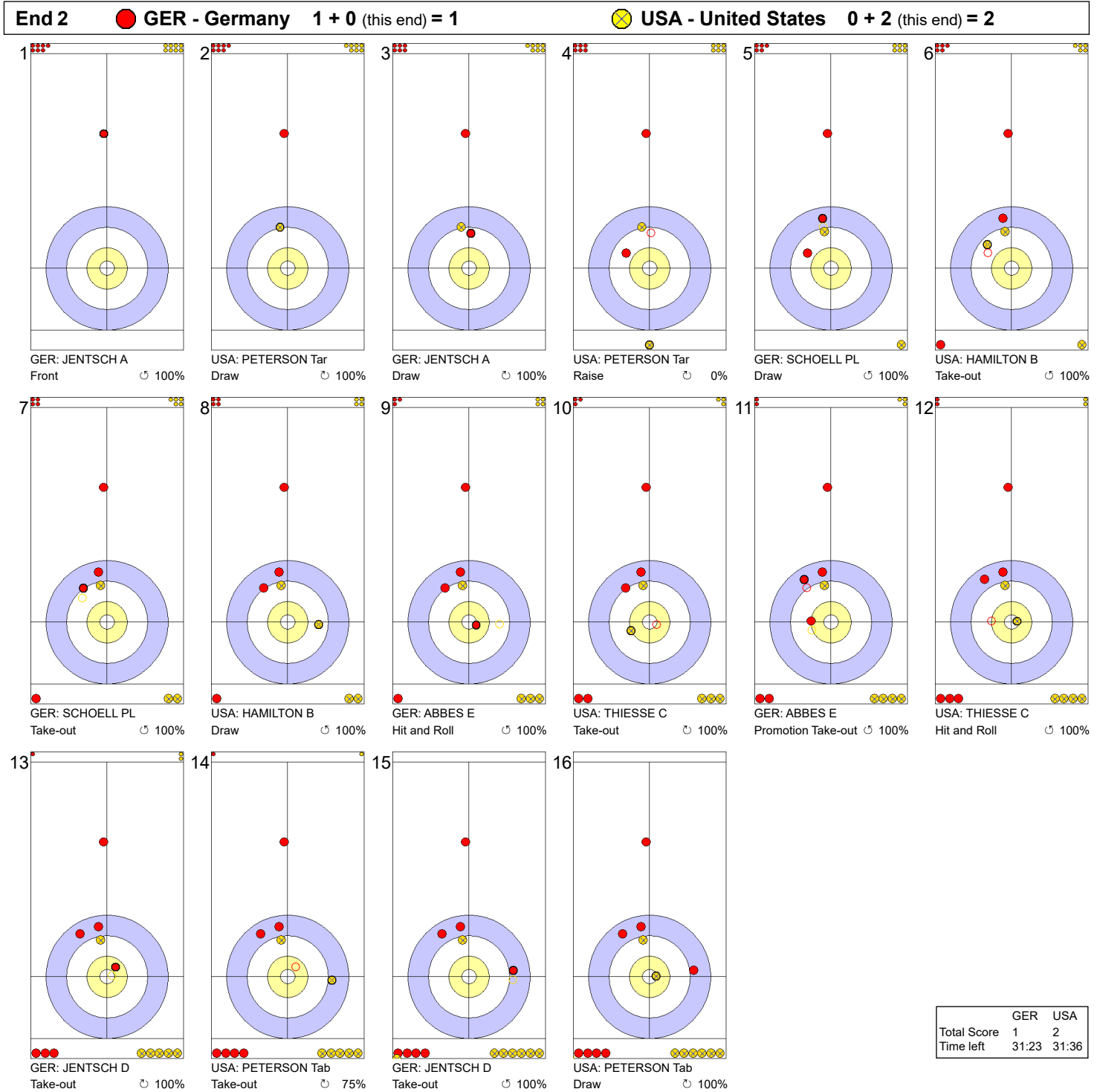


**Legend:**  
 ↻ Clockwise      ↺ Counter-clockwise      - Not considered

**THU 23 MAR 2023**  
**Start Time 19:00**

**Round Robin Session 17 - Sheet D**

**Game - Shot by Shot**



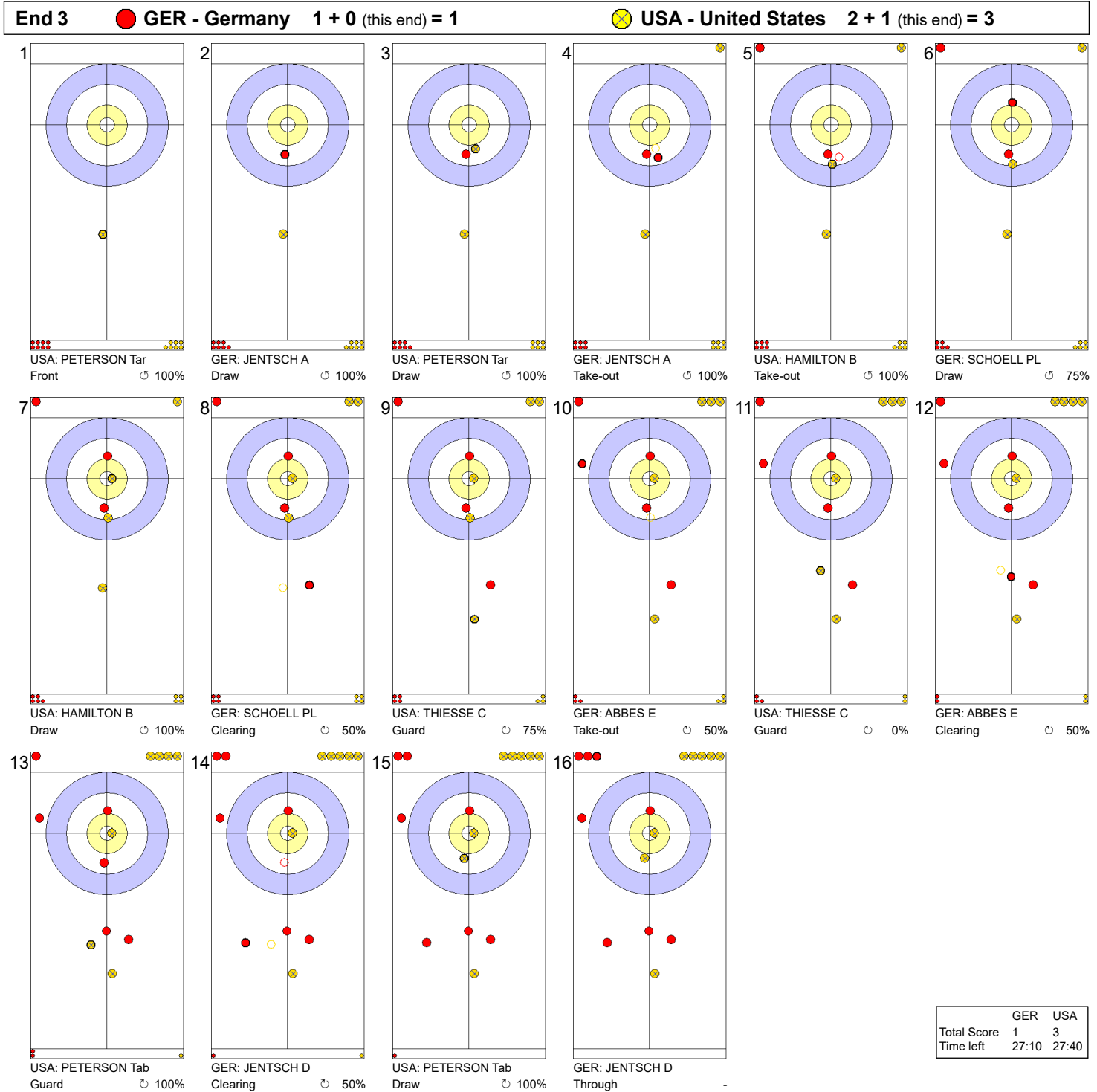
	GER	USA
Total Score	1	2
Time left	31:23	31:36

**Legend:**  
 ⤵ Clockwise      ⤴ Counter-clockwise      - Not considered

**THU 23 MAR 2023**  
 Start Time 19:00

**Round Robin Session 17 - Sheet D**

**Game - Shot by Shot**

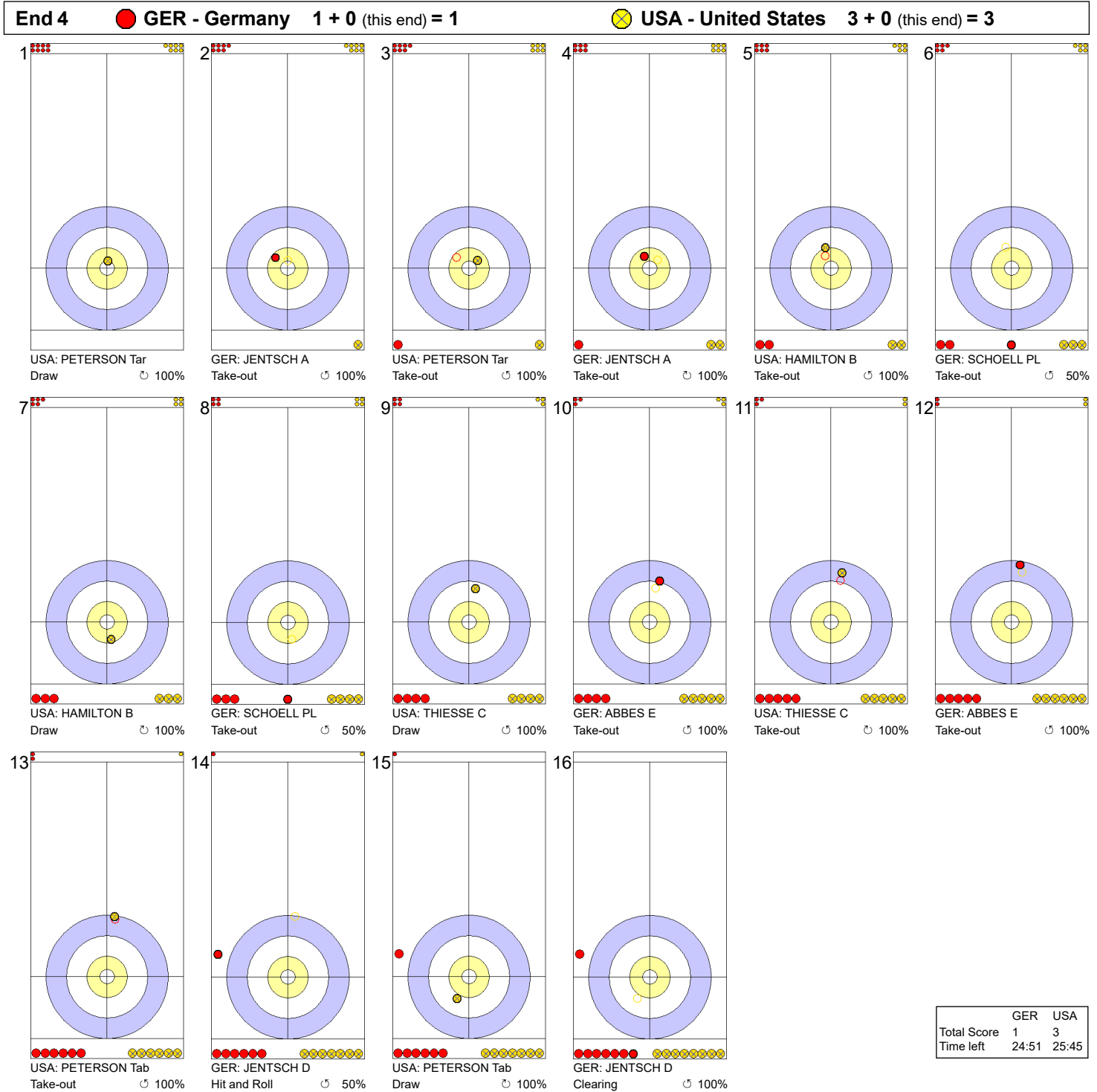


**Legend:**  
 ↻ Clockwise      ↺ Counter-clockwise      - Not considered

**THU 23 MAR 2023**  
**Start Time 19:00**

**Round Robin Session 17 - Sheet D**

**Game - Shot by Shot**

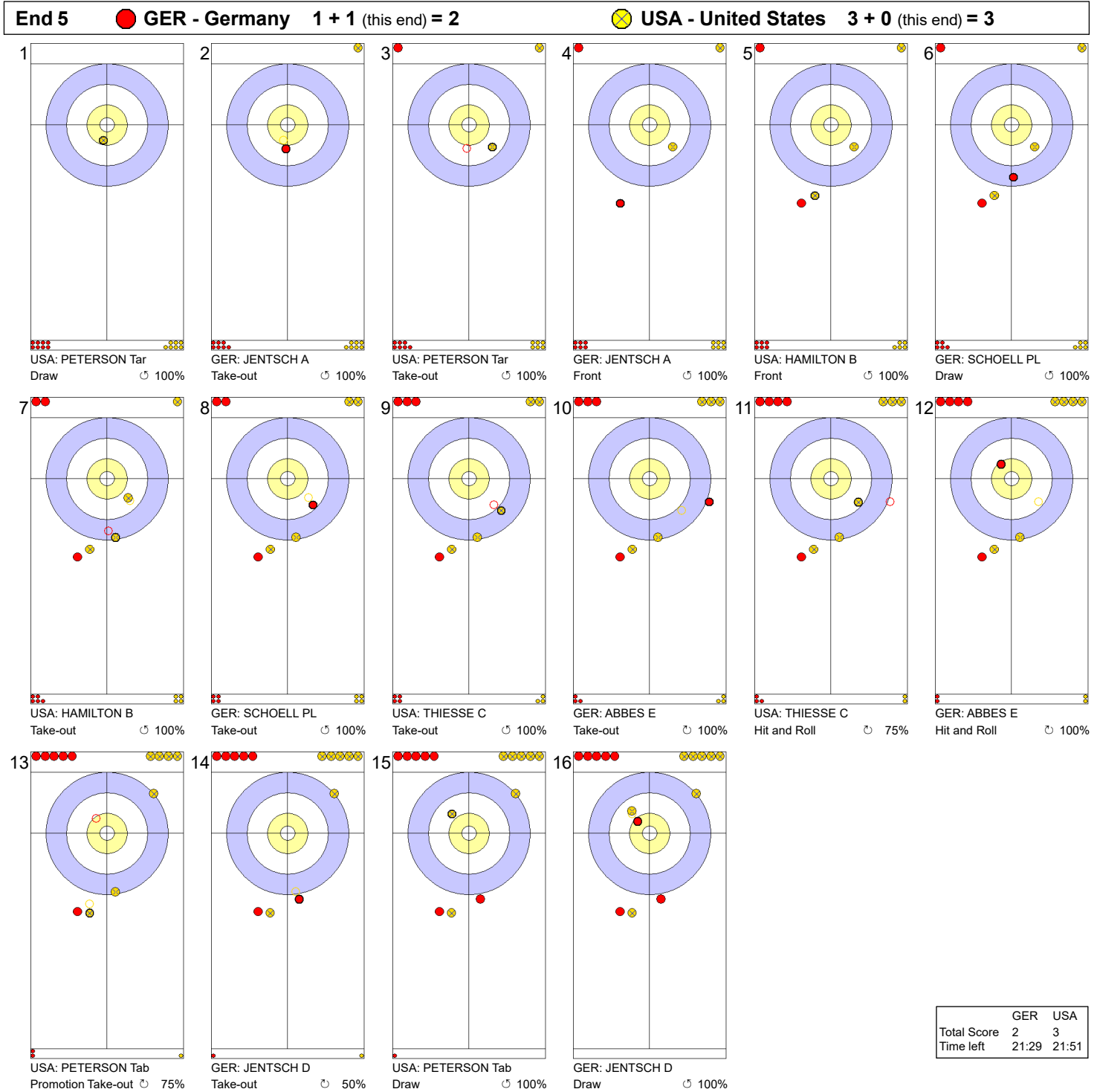


**Legend:**  
 ↻ Clockwise      ↺ Counter-clockwise      - Not considered

**THU 23 MAR 2023**  
 Start Time 19:00

**Round Robin Session 17 - Sheet D**

**Game - Shot by Shot**



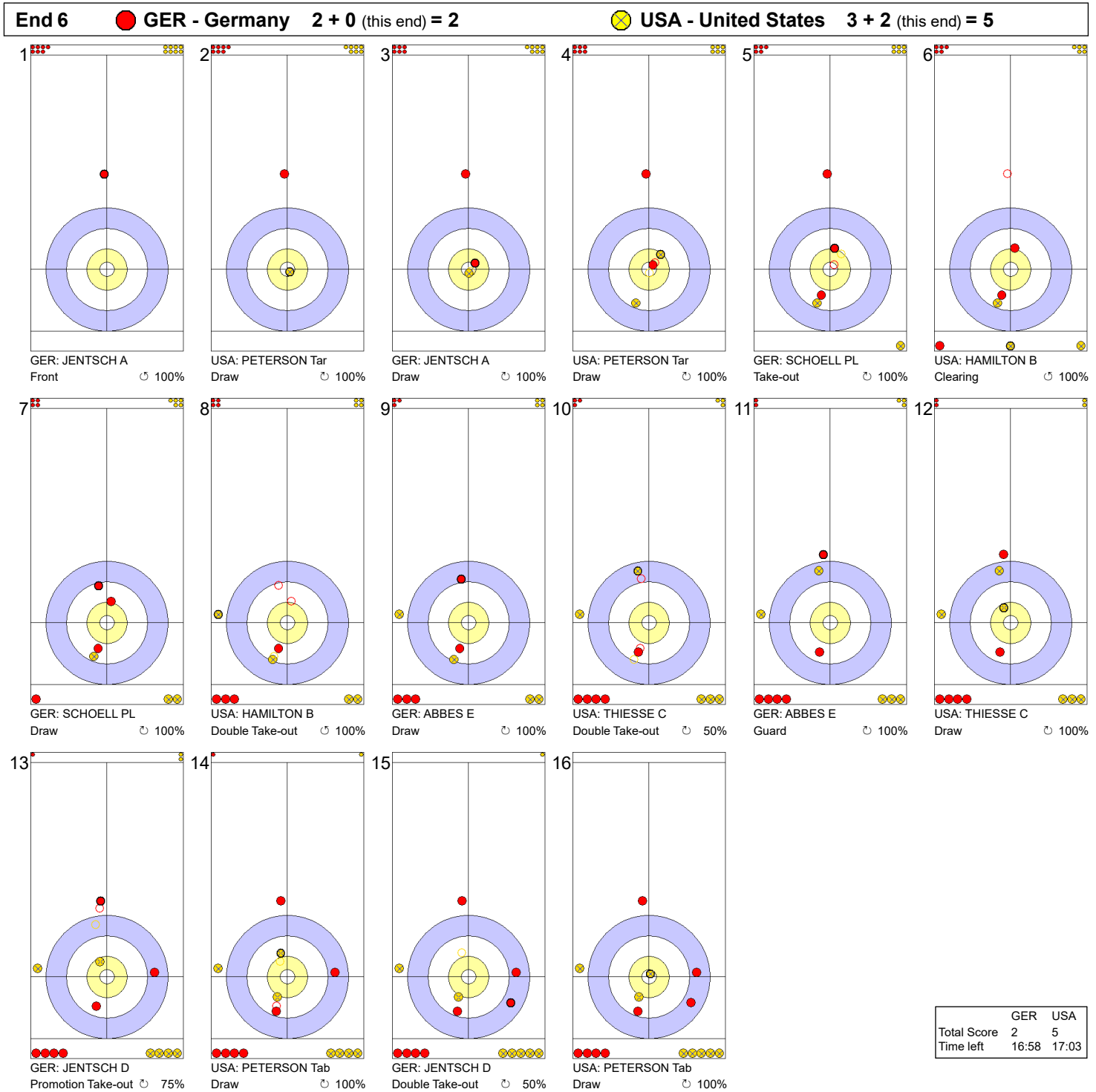
**Legend:**  
 ↻ Clockwise      ↺ Counter-clockwise      - Not considered



**THU 23 MAR 2023**  
**Start Time 19:00**

**Round Robin Session 17 - Sheet D**

**Game - Shot by Shot**



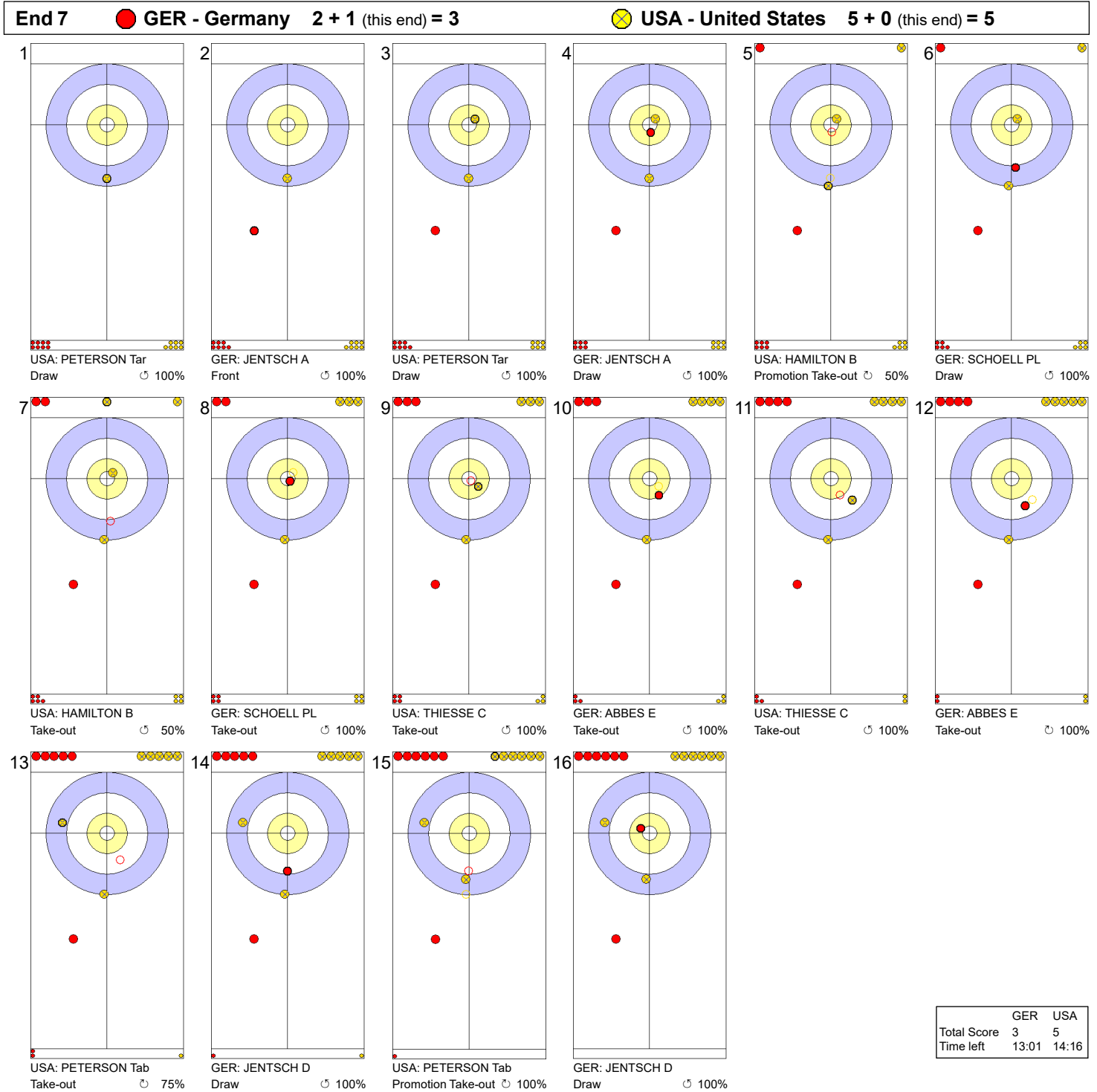
	GER	USA
Total Score	2	5
Time left	16:58	17:03

**Legend:**  
 ⌚ Clockwise      ⌚ Counter-clockwise      - Not considered

THU 23 MAR 2023  
Start Time 19:00

Round Robin Session 17 - Sheet D

Game - Shot by Shot

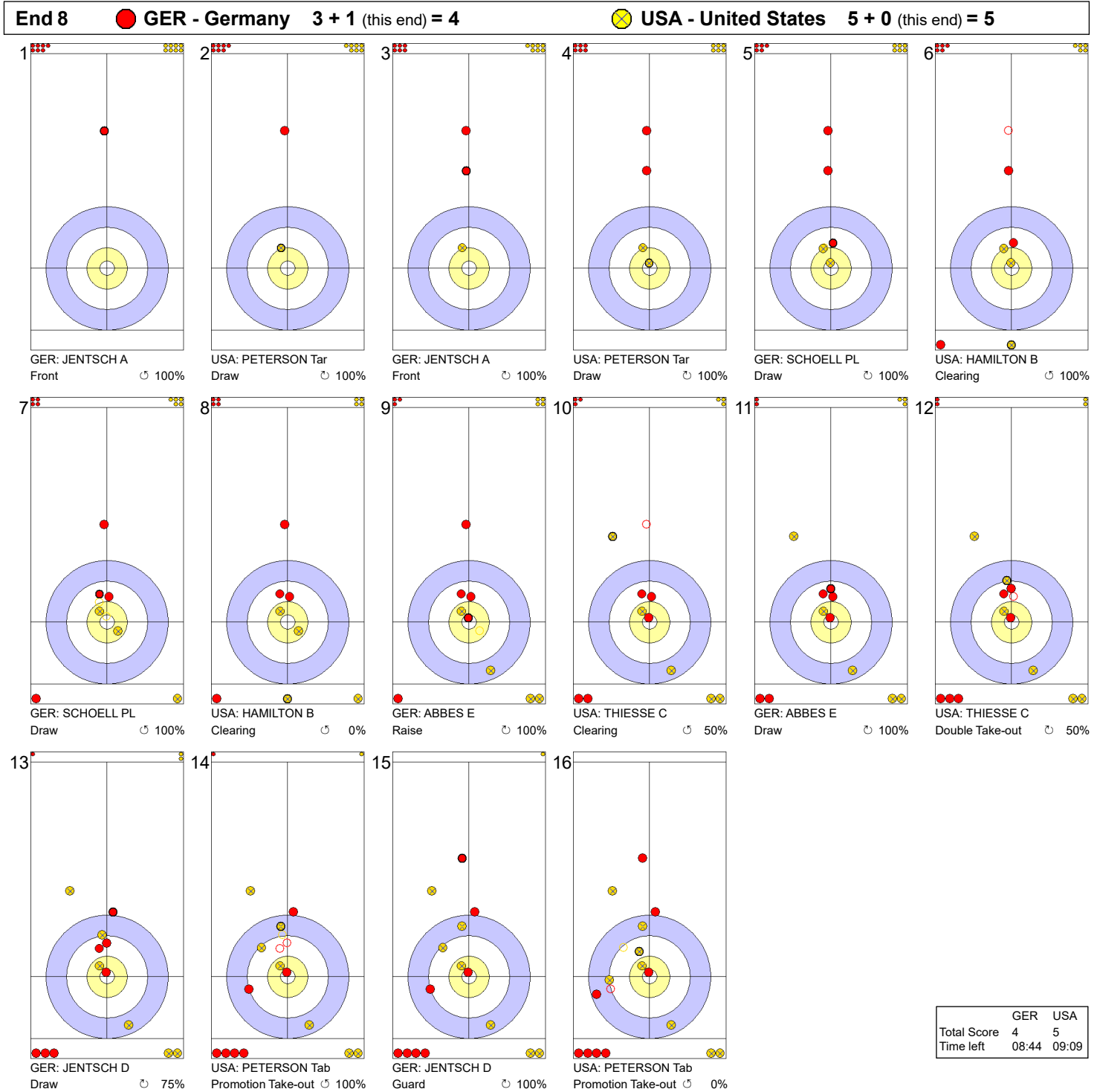


**Legend:**  
 ↻ Clockwise      ↺ Counter-clockwise      - Not considered

THU 23 MAR 2023  
Start Time 19:00

Round Robin Session 17 - Sheet D

Game - Shot by Shot

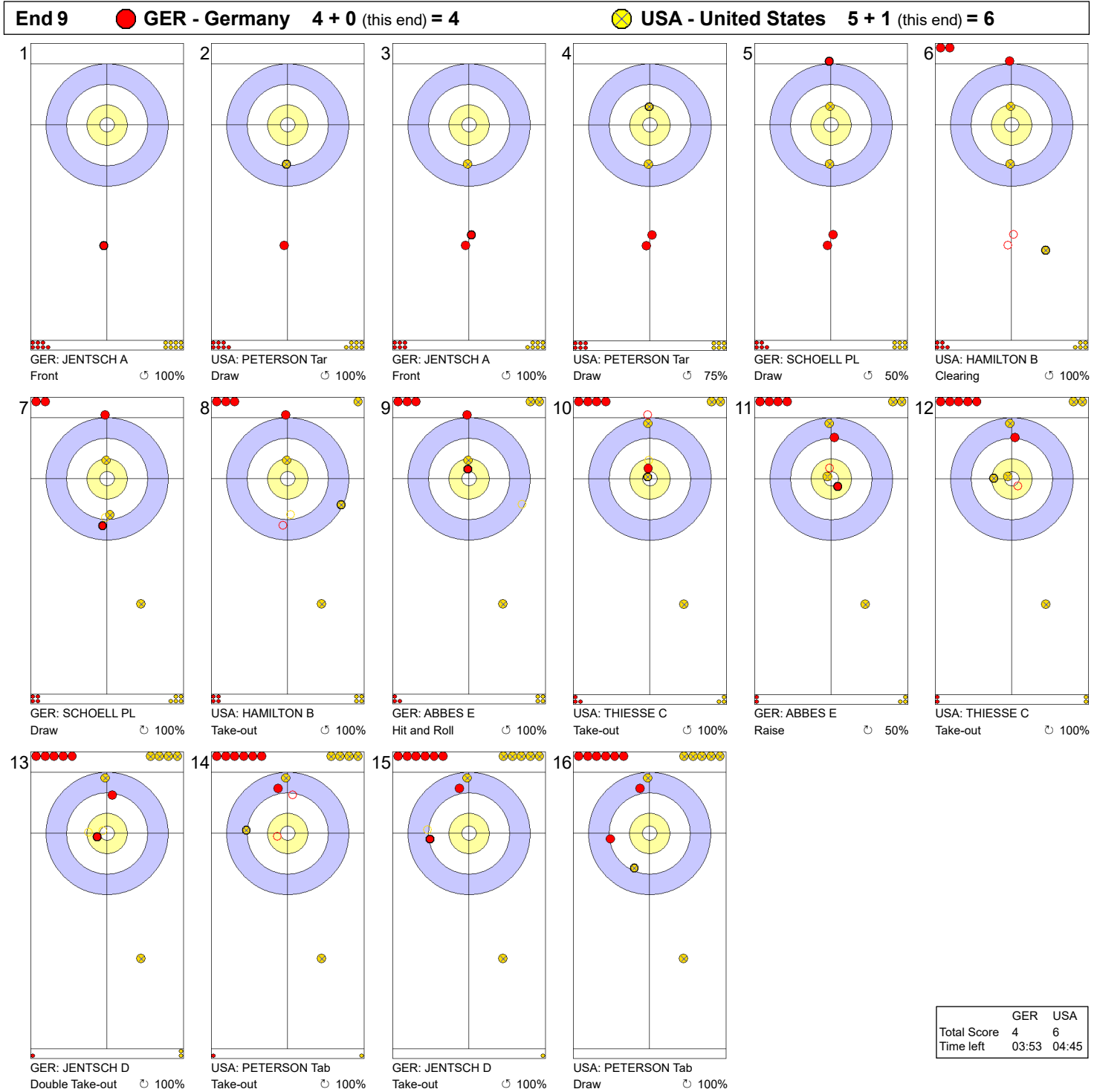


**Legend:**  
 ↻ Clockwise      ↺ Counter-clockwise      - Not considered

**THU 23 MAR 2023**  
 Start Time 19:00

**Round Robin Session 17 - Sheet D**

**Game - Shot by Shot**





## Session Results and Standings

Sheet	Game	Team	LSFE	1	2	3	4	5	6	7	8	9	10	Extra Ends	Total
A	10	USA - United States	*	3	1	0	2	0	1	0	0	0	2		9
	10	ITA - Italy		0	0	2	0	1	0	1	1	2	0		7
B	10	CAN - Canada		0	2	0	0	1	0	0	0	2	0		5
	10	JPN - Japan	*	1	0	0	0	0	2	0	2	0	1		6
C	10	SCO - Scotland		1	2	0	2	0	2	0	1	X	X		8
	10	NZL - New Zealand	*	0	0	0	0	2	0	1	0	X	X		3
D	9	DEN - Denmark		0	0	0	1	0	0	0	1	0	0		2
	10	TUR - Türkiye	*	0	0	1	0	0	1	1	0	1	1		5

## Current Standings

Rank	Team	Games	Wins	Losses	
1	SUI - Switzerland	9	9	0	Q
2	SWE - Sweden	9	6	3	
3	CAN - Canada	10	6	4	
3	ITA - Italy	10	6	4	
5	GER - Germany	9	5	4	
5	NOR - Norway	9	5	4	
7	JPN - Japan	10	5	5	
7	TUR - Türkiye	10	5	5	
7	USA - United States	10	5	5	
10	KOR - Korea	9	4	5	
11	DEN - Denmark	9	3	6	
12	SCO - Scotland	10	3	7	
13	NZL - New Zealand	10	0	10	

**Note:**  
Under WCF rules, tie-breaking rules for standings are not applied until after the last game of the round robin.

**Legend:**  
**LSFE(\*)** Last Stone First End      **Q** Qualified for the play-offs      **X** Unplayed/unfinished end due to concession

THU 23 MAR 2023  
Start Time 14:00

Round Robin Session 16 - Sheet A

## Game Results

Sheet	Game	Team	LSFE	1	2	3	4	5	6	7	8	9	10	Extra Ends	Total
A	10	USA - United States	*	3	1	0	2	0	1	0	0	0	2		9
	10	ITA - Italy		0	0	2	0	1	0	1	1	2	0		7

USA - United States		Shot Success	Game	All
4 S	PETERSON Tabitha	86%		80%
3 V	THIESSE Cory	91%		84%
2	HAMILTON Becca	88%		80%
1	PETERSON Tara	88%		87%
A	PERSINGER Vicky	-		92%
Team Total		88%		83%

ITA - Italy		Shot Success	Game	All
4 S	CONSTANTINI Stefania	74%		80%
3 V	LO DESERTO Marta	69%		77%
2	ROMEI Angela	73%		76%
1	ZARDINI LACEDELLI Giulia	94%		90%
A	GILBERTI Camilla	-		-
Team Total		77%		81%

Last Stone Draw		Distance
⌚	THIESSE Cory	7.0cm
⌚	HAMILTON Becca	3.1cm
<b>Total</b>		<b>10.1cm</b>

Last Stone Draw		Distance
⌚	LO DESERTO Marta	38.9cm
⌚	ROMEI Angela	166.0cm
<b>Total</b>		<b>204.9cm</b>

Time remaining: 0 minutes 34 seconds

Time-out: End 9 - USA stone 5

Time remaining: 0 minutes 23 seconds

Time-out: End 3 - ITA stone 5

## Shot Success Analysis

USA - United States		⌚	⌚	Game	
4	PETERSON Tabitha	Draws	2 50%	7 93%	9 83%
		Take-outs	5 100%	5 75%	10 88%
		Total	7 86%	12 85%	19 86%
3	THIESSE Cory	Draws	5 75%	6 96%	11 86%
		Take-outs	3 100%	6 96%	9 97%
		Total	8 84%	12 96%	20 91%
2	HAMILTON Becca	Draws	3 75%	4 94%	7 86%
		Take-outs	8 81%	5 100%	13 88%
		Total	11 80%	9 97%	20 88%
1	PETERSON Tara	Draws	11 89%	6 79%	17 85%
		Take-outs	1 100%	2 100%	3 100%
		Total	12 90%	8 84%	20 88%
A	PERSINGER Vicky	Draws	0 -	0 -	0 -
		Take-outs	0 -	0 -	0 -
		Total	0 -	0 -	0 -
Team		Draws	21 80%	23 90%	44 85%
		Take-outs	17 91%	18 92%	35 91%
		Total	38 85%	41 91%	79 88%

ITA - Italy		⌚	⌚	Game	
4	CONSTANTINI Stefania	Draws	2 50%	10 83%	12 77%
		Take-outs	4 63%	4 75%	8 69%
		Total	6 58%	14 80%	20 74%
3	LO DESERTO Marta	Draws	3 42%	6 100%	9 81%
		Take-outs	3 17%	8 75%	11 59%
		Total	6 29%	14 86%	20 69%
2	ROMEI Angela	Draws	8 72%	5 70%	13 71%
		Take-outs	3 58%	4 88%	7 75%
		Total	11 68%	9 78%	20 73%
1	ZARDINI LACEDELLI Giulia	Draws	5 85%	13 96%	18 93%
		Take-outs	0 -	2 100%	2 100%
		Total	5 85%	15 97%	20 94%
A	GILBERTI Camilla	Draws	0 -	0 -	0 -
		Take-outs	0 -	0 -	0 -
		Total	0 -	0 -	0 -
Team		Draws	18 68%	34 89%	52 82%
		Take-outs	10 48%	18 81%	28 69%
		Total	28 61%	52 86%	80 77%

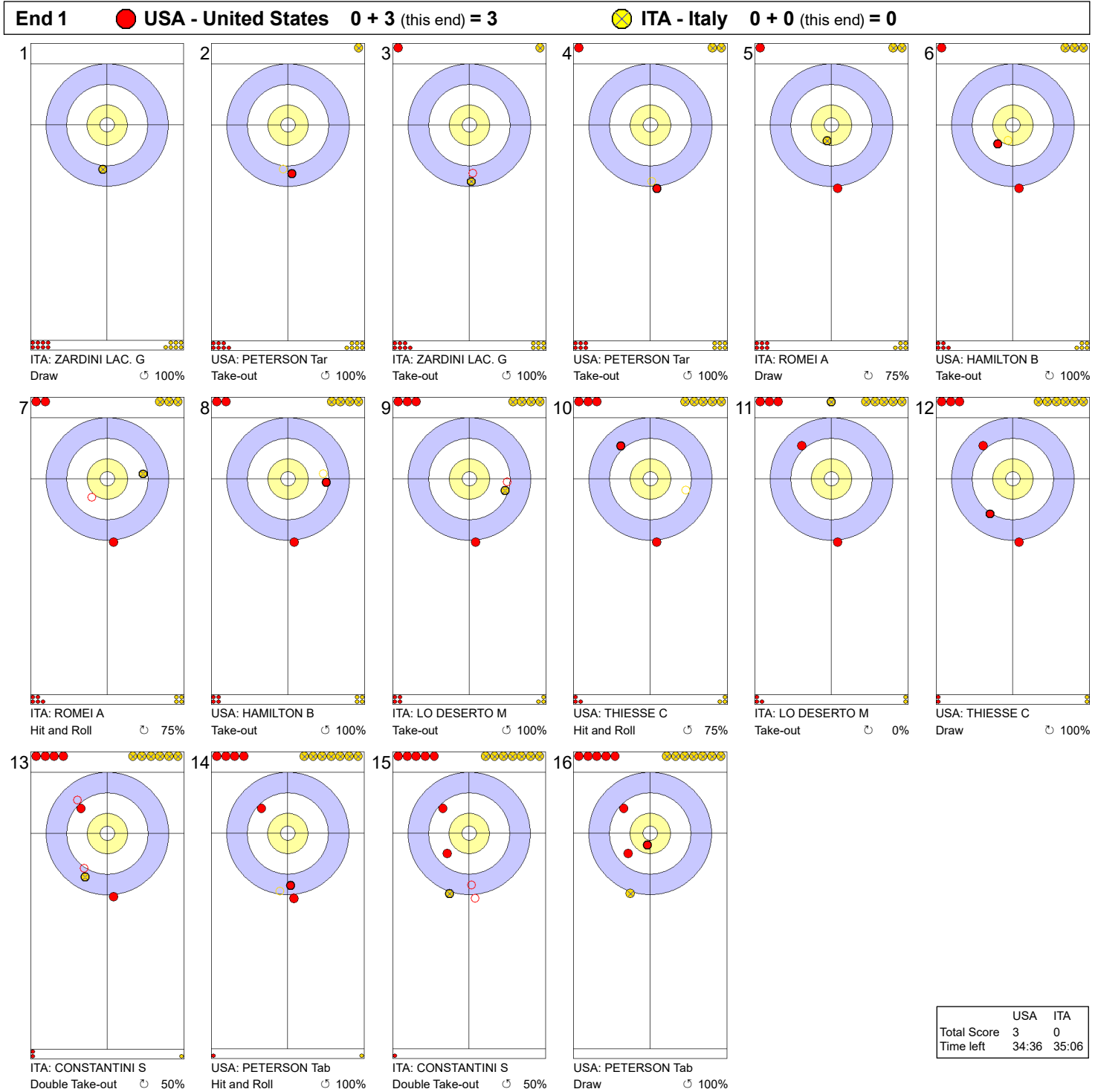
**Note:**  
Position and function for each team member:  
4 = Fourth, 3 = Third, 2 = Second, 1 = Lead, A = Alternate, S = Skip, V = Vice-Skip

**Legend:**  
⌚ Clockwise      ⌚ Counter-clockwise      LSFE(\*) Last Stone First End

THU 23 MAR 2023  
Start Time 14:00

Round Robin Session 16 - Sheet A

Game - Shot by Shot



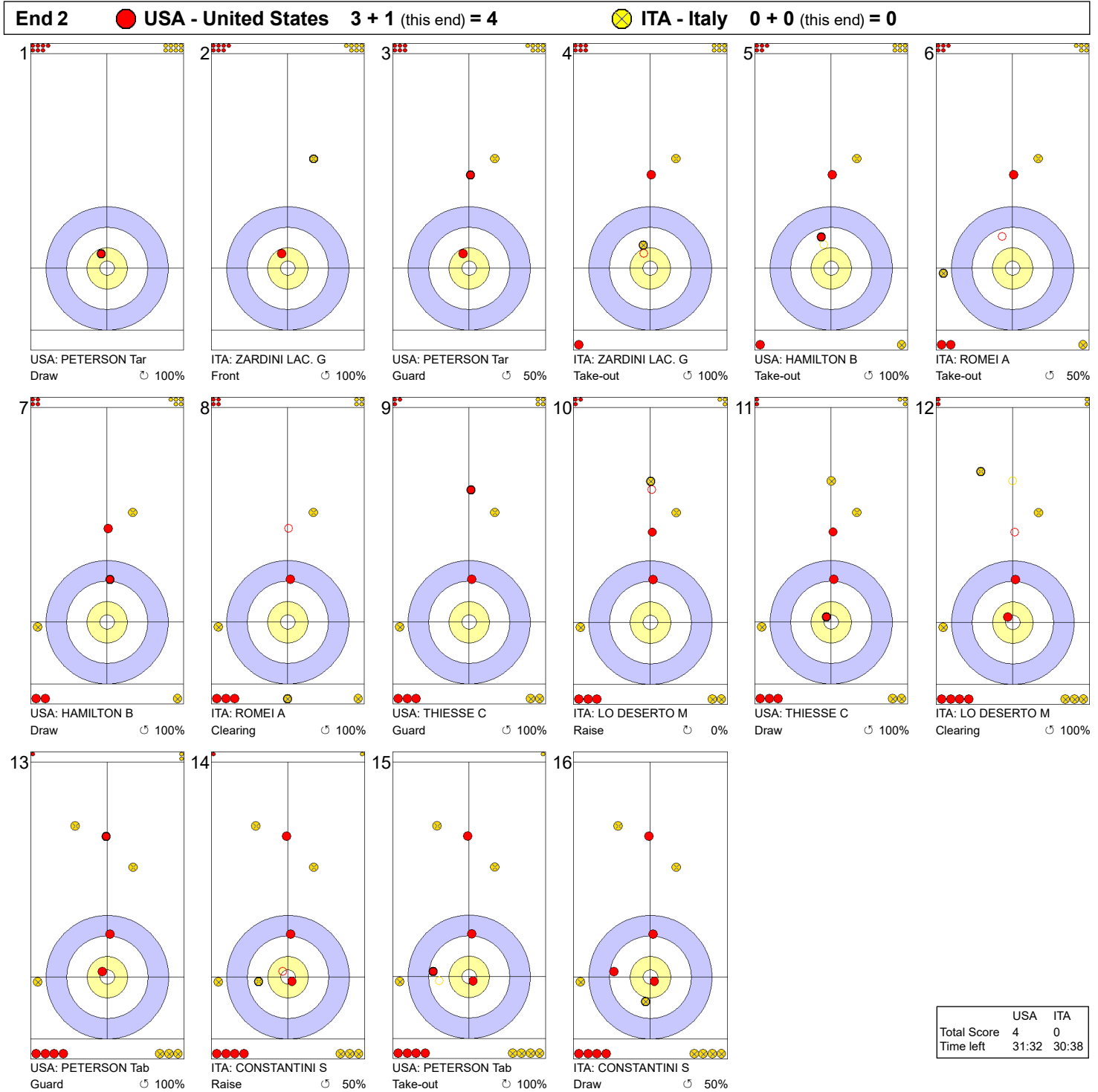
**Legend:**  
 ↻ Clockwise   ↺ Counter-clockwise   - Not considered



THU 23 MAR 2023  
Start Time 14:00

Round Robin Session 16 - Sheet A

Game - Shot by Shot



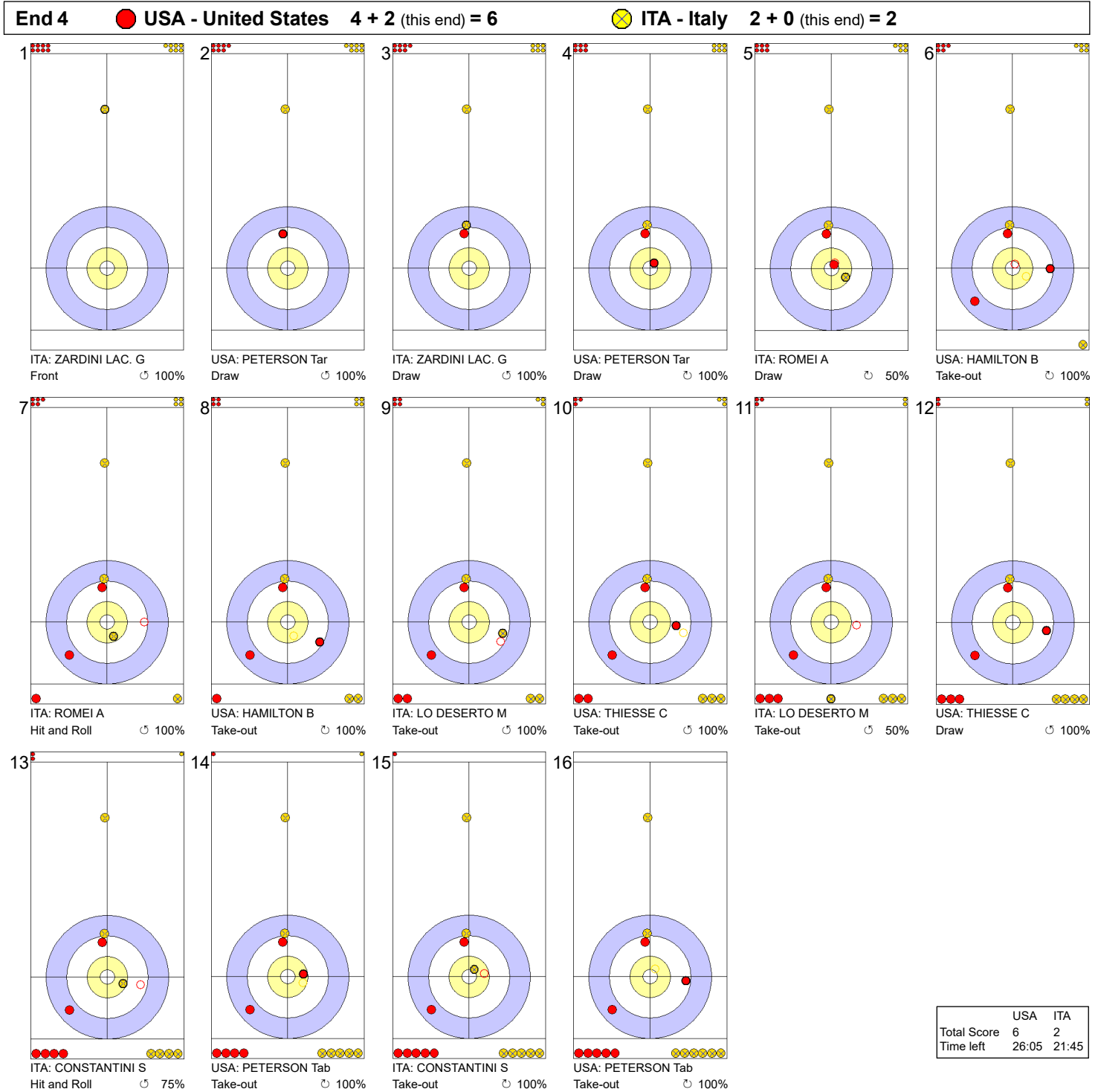
**Legend:**  
 ↻ Clockwise      ↺ Counter-clockwise      - Not considered





**THU 23 MAR 2023**  
**Start Time 14:00**

**Round Robin Session 16 - Sheet A**

**Game - Shot by Shot**

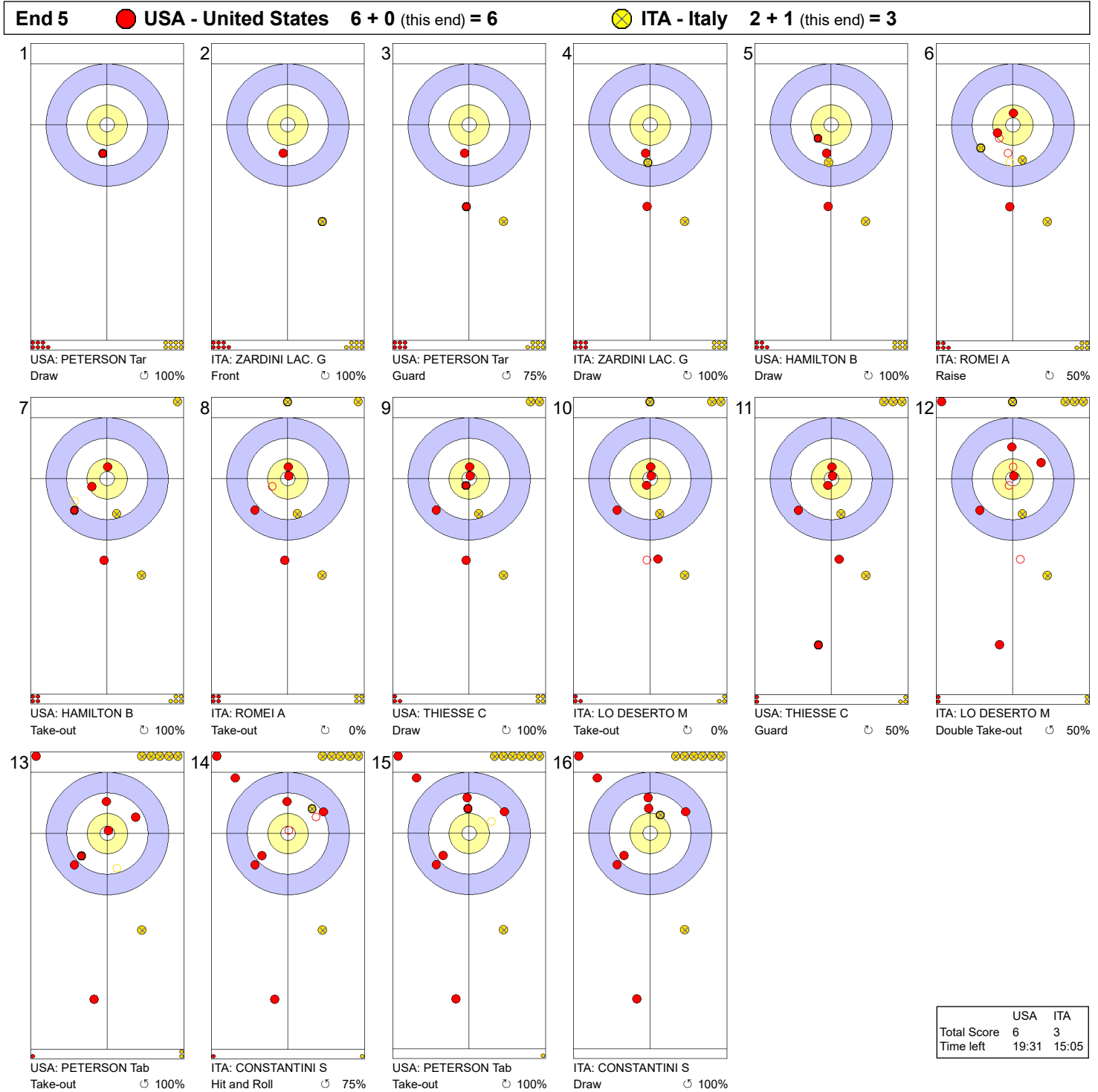


**Legend:**  
 Clockwise     
  Counter-clockwise     
 - Not considered

THU 23 MAR 2023  
Start Time 14:00

Round Robin Session 16 - Sheet A

Game - Shot by Shot

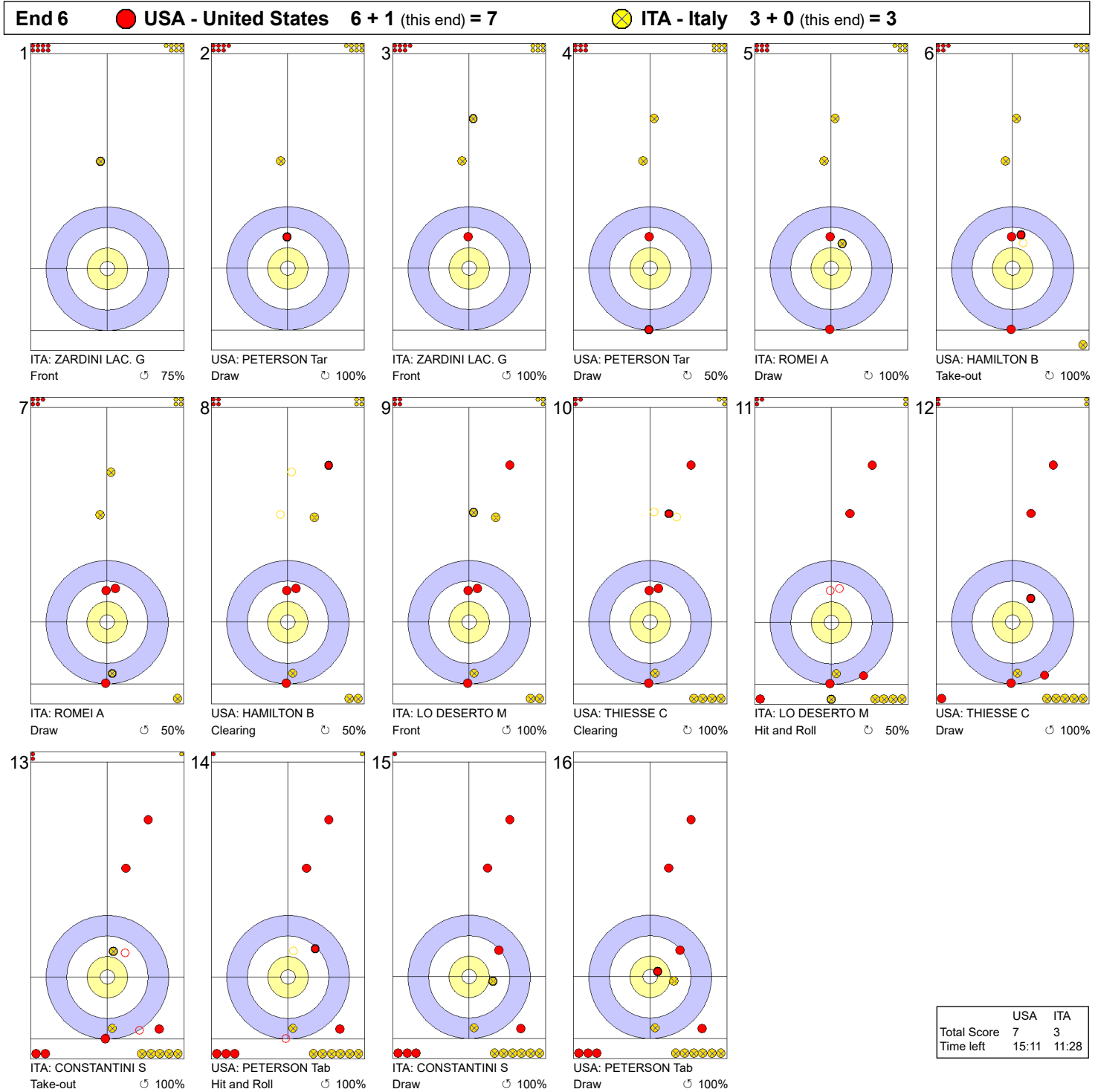


**Legend:**  
 ↻ Clockwise      ↺ Counter-clockwise      - Not considered

**THU 23 MAR 2023**  
**Start Time 14:00**

**Round Robin Session 16 - Sheet A**

**Game - Shot by Shot**

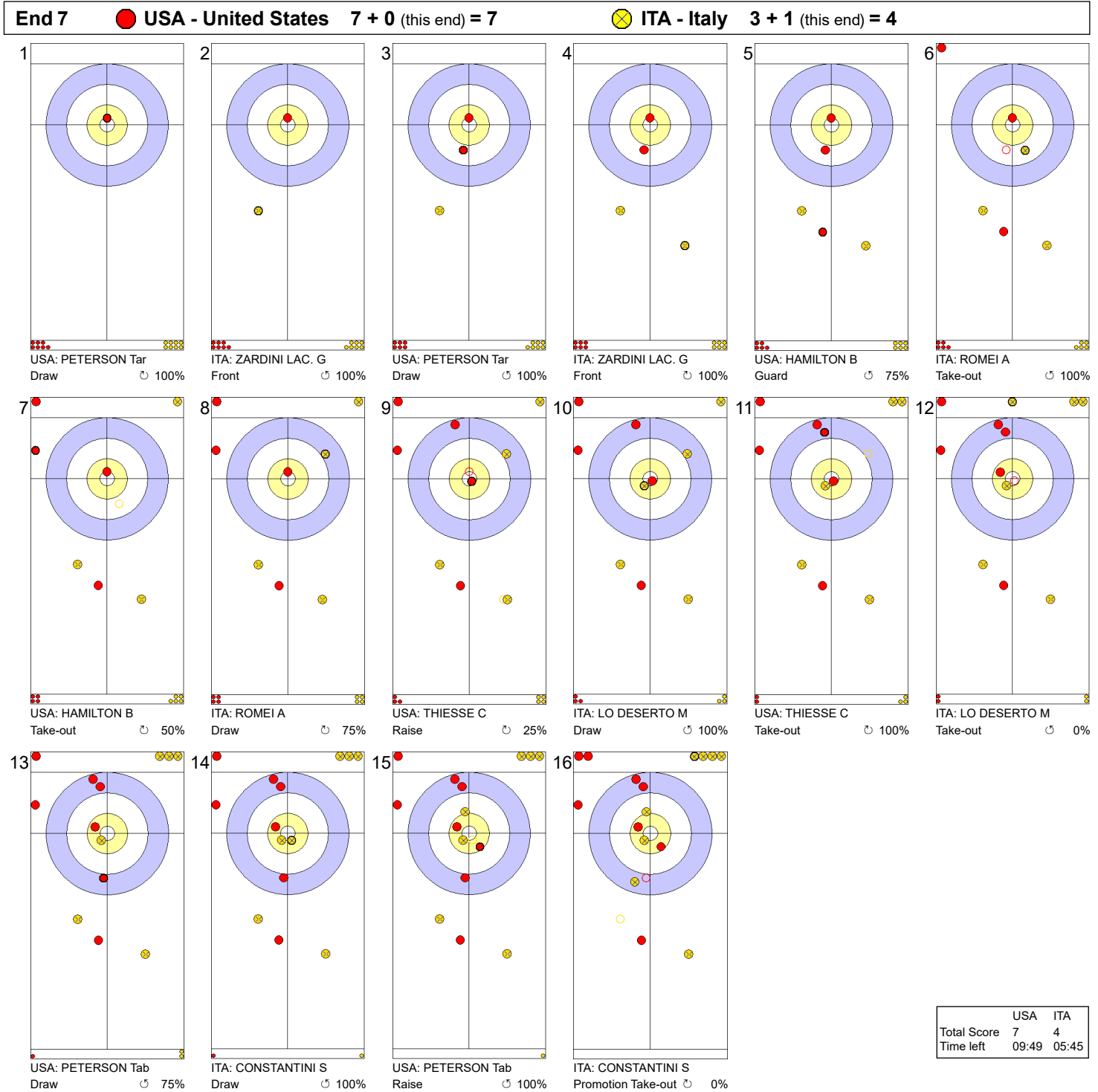


**Legend:**  
 ↻ Clockwise      ↺ Counter-clockwise      - Not considered

**THU 23 MAR 2023**  
 Start Time 14:00

**Round Robin Session 16 - Sheet A**

**Game - Shot by Shot**

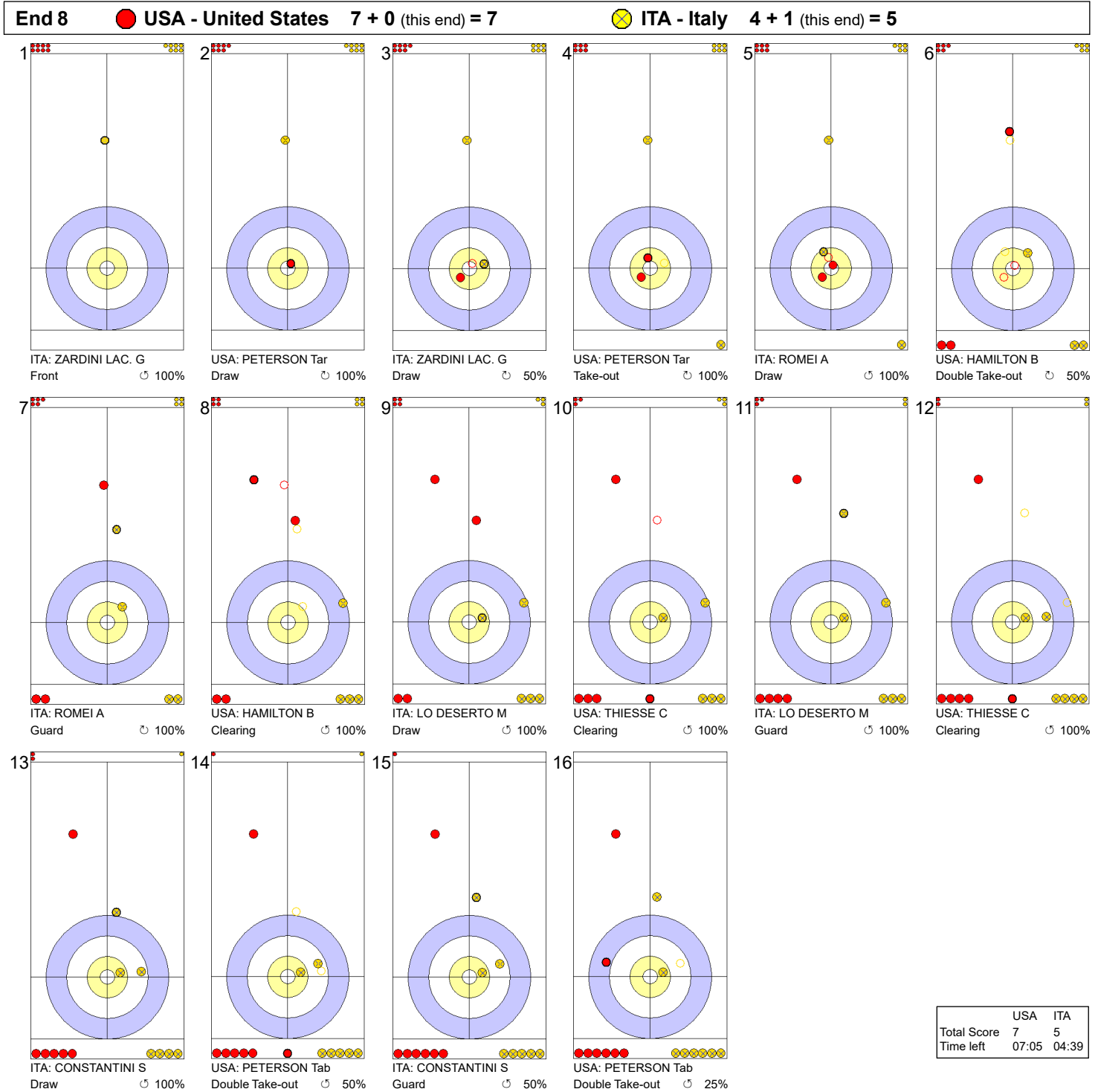


**Legend:**  
 ↻ Clockwise   ↺ Counter-clockwise   - Not considered

THU 23 MAR 2023  
Start Time 14:00

Round Robin Session 16 - Sheet A

Game - Shot by Shot



**Legend:**  
 ↻ Clockwise   ↺ Counter-clockwise   - Not considered

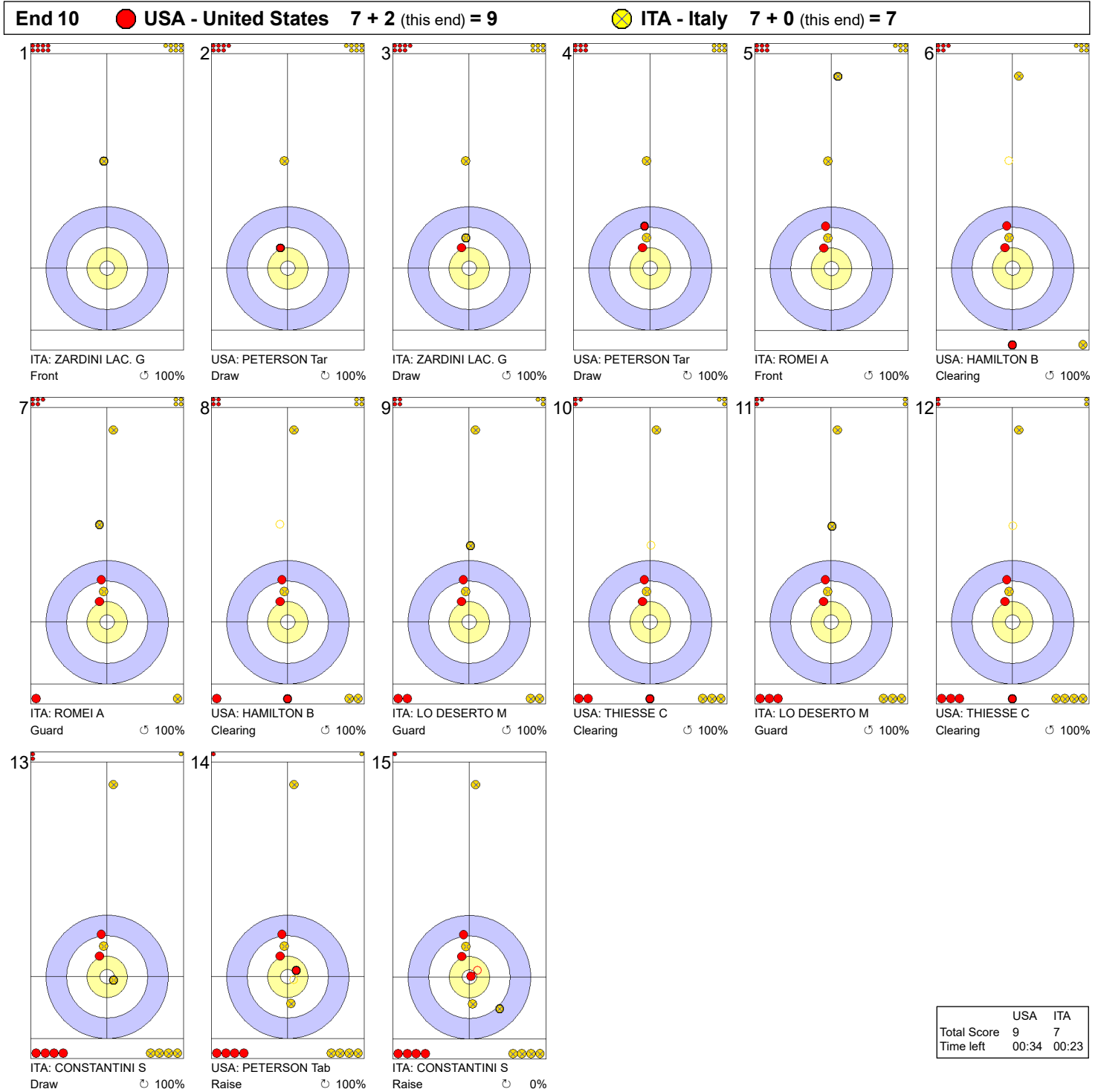




THU 23 MAR 2023  
Start Time 14:00

Round Robin Session 16 - Sheet A

Game - Shot by Shot



**Legend:**  
 ↻ Clockwise      ↺ Counter-clockwise      - Not considered

THU 23 MAR 2023  
Start Time 14:00

Round Robin Session 16 - Sheet B

## Game Results

Sheet	Game	Team	LSFE	1	2	3	4	5	6	7	8	9	10	Extra Ends	Total
B	10	CAN - Canada		0	2	0	0	1	0	0	0	2	0		5
	10	JPN - Japan	*	1	0	0	0	0	2	0	2	0	1		6

CAN - Canada		Shot Success	Game	All
4 S	EINARSON Kerri	78%	76%	
3 V	SWEETING Val	88%	77%	
2	BIRCHARD Shannon	84%	84%	
1	HARRIS Briane	84%	89%	
A	KARWACKI Krysten	-	-	
Team Total		83%	82%	

JPN - Japan		Shot Success	Game	All
4 S	FUJISAWA Satsuki	75%	72%	
3 V	YOSHIDA Chinami	88%	81%	
2	SUZUKI Yumi	83%	79%	
1	YOSHIDA Yurika	80%	84%	
A	ISHIZAKI Kotomi	-	-	
Team Total		81%	79%	

Last Stone Draw		Distance
☺	EINARSON Kerri	39.4cm
☹	BIRCHARD Shannon	23.1cm
<b>Total</b>		<b>62.5cm</b>

Time remaining: 5 minutes 6 seconds  
Time-out: End 10 - CAN stone 8

Last Stone Draw		Distance
☺	SUZUKI Yumi	9.2cm
☹	YOSHIDA Chinami	5.3cm
<b>Total</b>		<b>14.5cm</b>

Time remaining: 6 minutes 26 seconds  
Time-out: End 10 - JPN stone 7

## Shot Success Analysis

CAN - Canada		☺	☹	Game
4	EINARSON Kerri	Draws 10 73%	1 0%	11 66%
		Take-outs 5 95%	4 88%	9 92%
		Total 15 80%	5 70%	20 78%
3	SWEETING Val	Draws 6 88%	2 100%	8 91%
		Take-outs 8 81%	4 94%	12 85%
		Total 14 84%	6 96%	20 88%
2	BIRCHARD Shannon	Draws 6 71%	3 100%	9 81%
		Take-outs 6 83%	5 90%	11 86%
		Total 12 77%	8 94%	20 84%
1	HARRIS Briane	Draws 7 82%	10 93%	17 88%
		Take-outs 0 -	3 58%	3 58%
		Total 7 82%	13 85%	20 84%
A	KARWACKI Krysten	Draws 0 -	0 -	0 -
		Take-outs 0 -	0 -	0 -
		Total 0 -	0 -	0 -
Team		Draws 29 78%	16 89%	45 82%
		Take-outs 19 86%	16 84%	35 85%
		Total 48 81%	32 87%	80 83%

JPN - Japan		☺	☹	Game
4	FUJISAWA Satsuki	Draws 4 63%	2 100%	6 75%
		Take-outs 6 79%	7 71%	13 75%
		Total 10 73%	9 78%	19 75%
3	YOSHIDA Chinami	Draws 7 71%	1 100%	8 75%
		Take-outs 4 100%	8 94%	12 96%
		Total 11 82%	9 94%	20 88%
2	SUZUKI Yumi	Draws 5 75%	2 63%	7 71%
		Take-outs 6 92%	7 86%	13 88%
		Total 11 84%	9 81%	20 83%
1	YOSHIDA Yurika	Draws 9 75%	8 88%	17 81%
		Take-outs 1 75%	2 75%	3 75%
		Total 10 75%	10 85%	20 80%
A	ISHIZAKI Kotomi	Draws 0 -	0 -	0 -
		Take-outs 0 -	0 -	0 -
		Total 0 -	0 -	0 -
Team		Draws 25 72%	13 87%	38 77%
		Take-outs 17 88%	24 83%	41 85%
		Total 42 79%	37 84%	79 81%

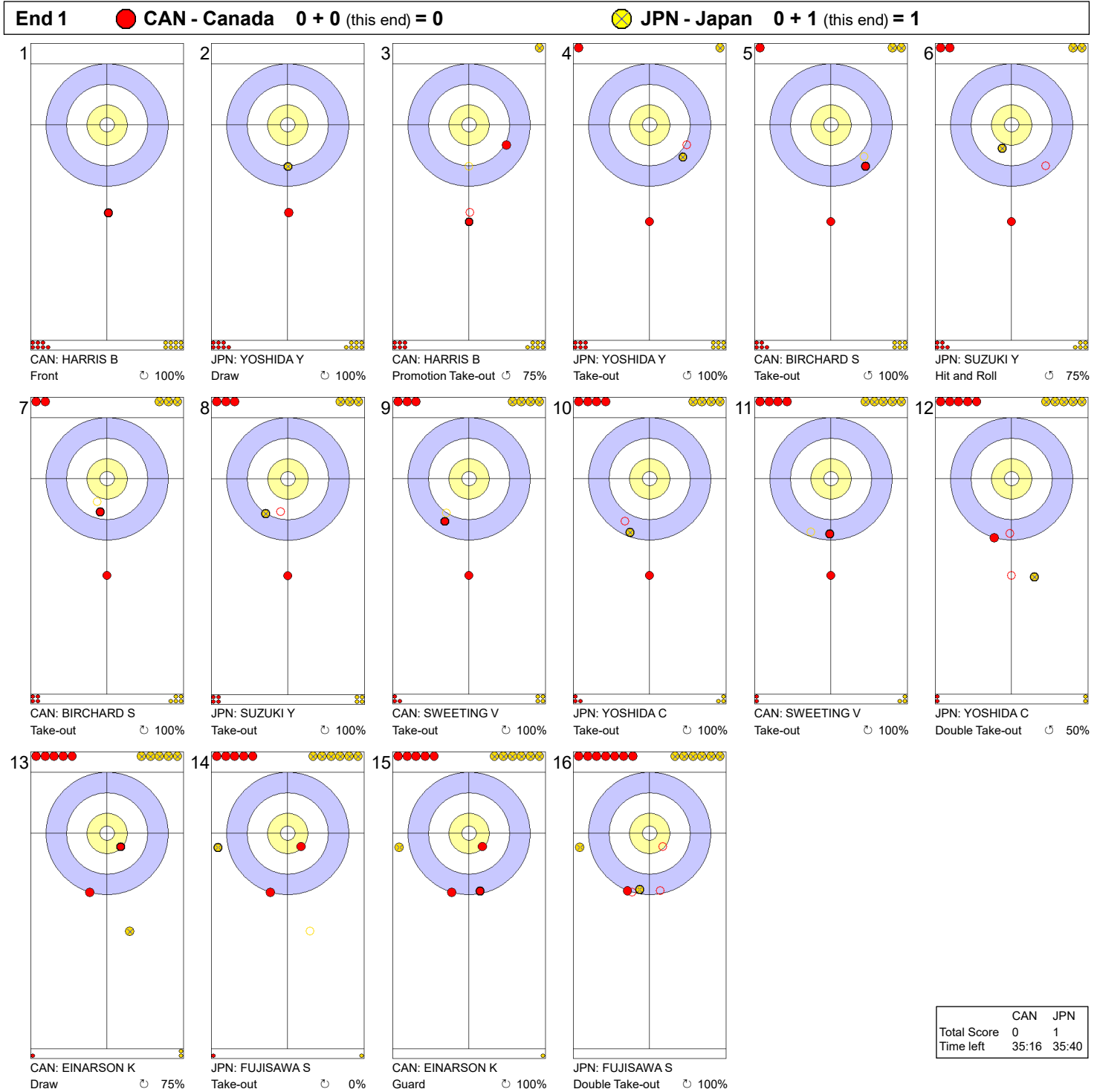
**Note:**  
Position and function for each team member:  
4 = Fourth, 3 = Third, 2 = Second, 1 = Lead, A = Alternate, S = Skip, V = Vice-Skip

**Legend:**  
☺ Clockwise      ☹ Counter-clockwise      LSFE(\*) Last Stone First End

THU 23 MAR 2023  
Start Time 14:00

Round Robin Session 16 - Sheet B

### Game - Shot by Shot



**Legend:**  
 ↻ Clockwise   ↺ Counter-clockwise   - Not considered

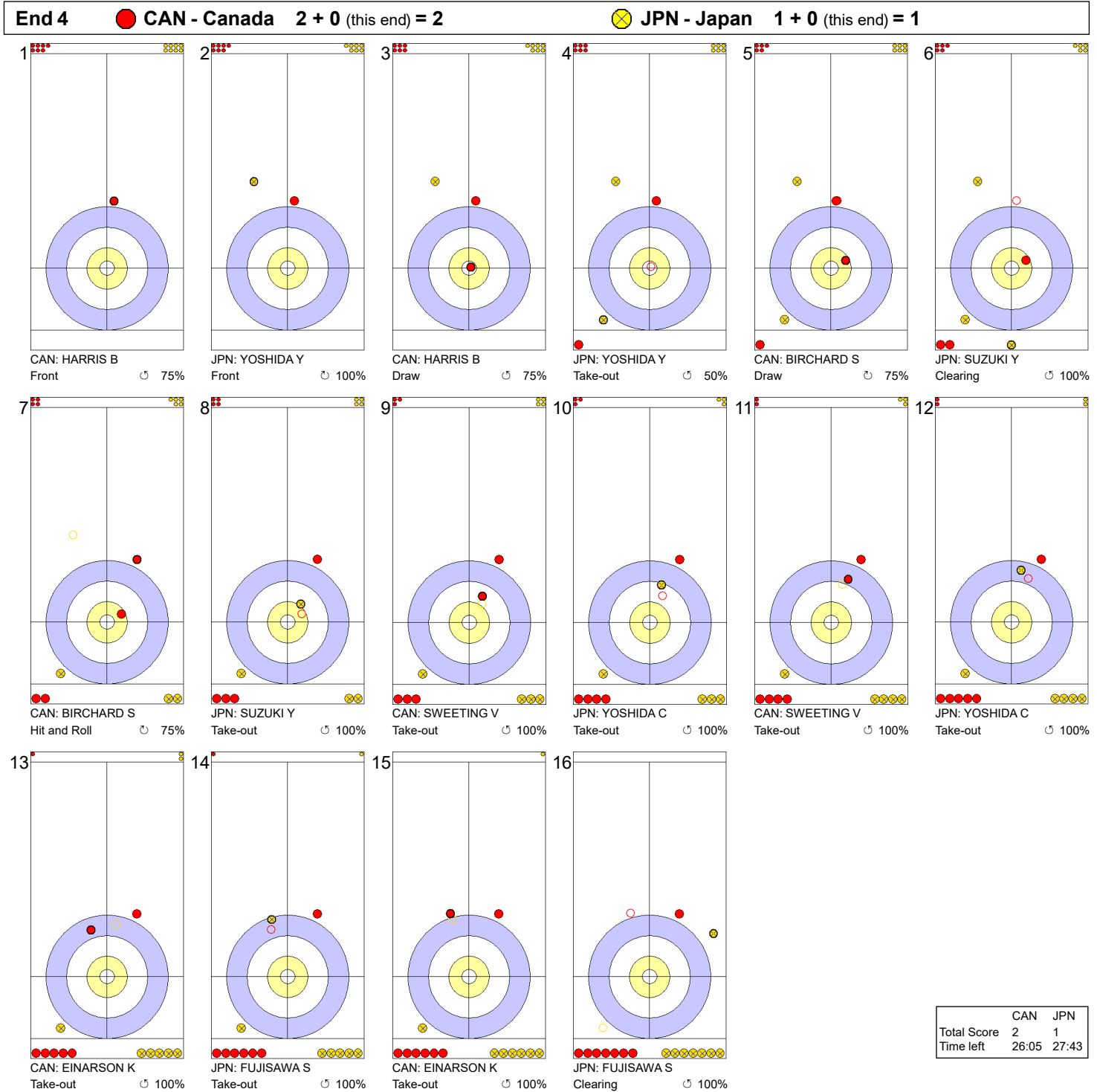




**THU 23 MAR 2023**  
**Start Time 14:00**

**Round Robin Session 16 - Sheet B**

**Game - Shot by Shot**

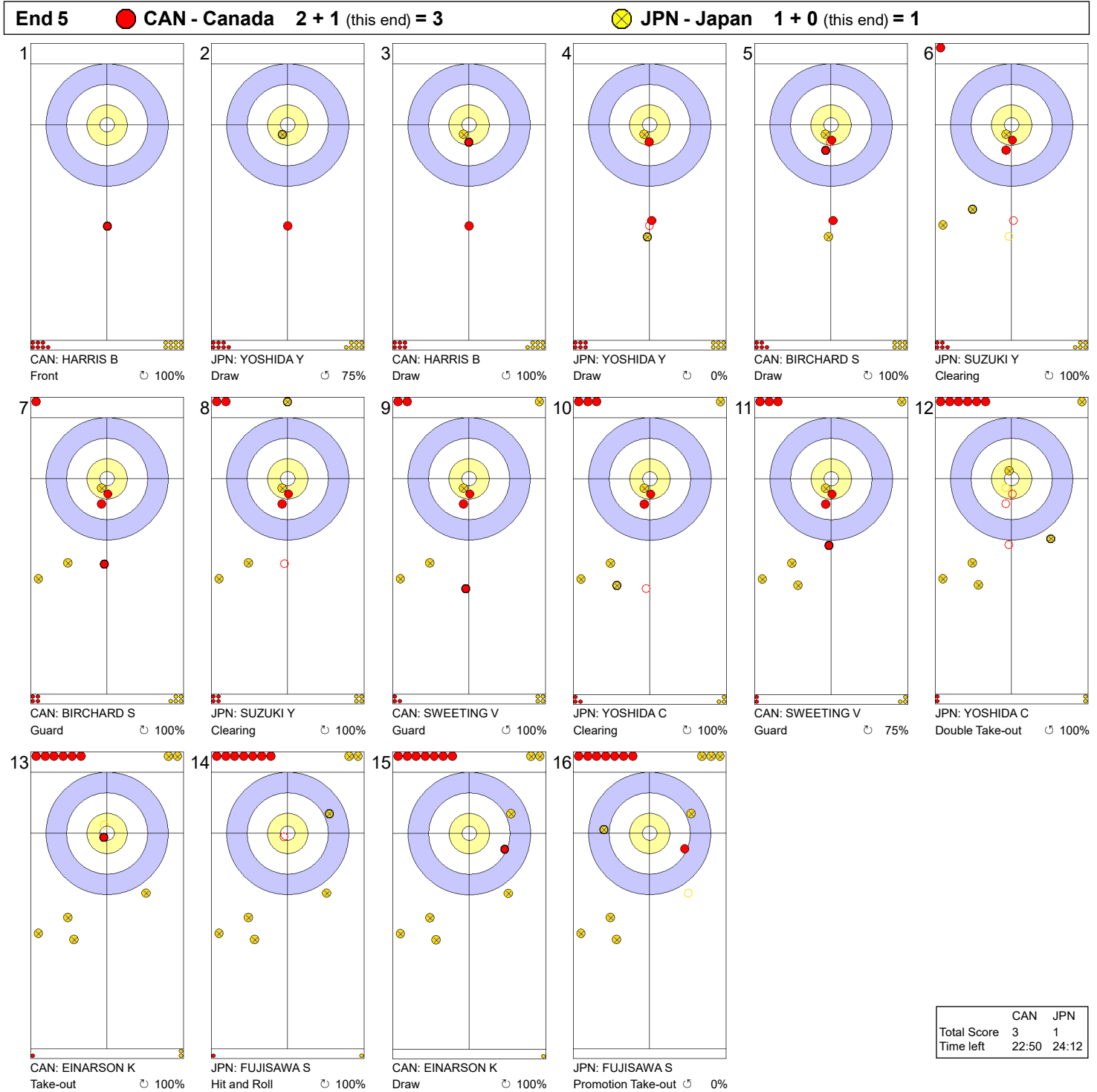


**Legend:**  
 ↻ Clockwise      ↺ Counter-clockwise      - Not considered

**THU 23 MAR 2023**  
**Start Time 14:00**

**Round Robin Session 16 - Sheet B**

**Game - Shot by Shot**



**Legend:**  
 ↻ Clockwise      ↺ Counter-clockwise      - Not considered

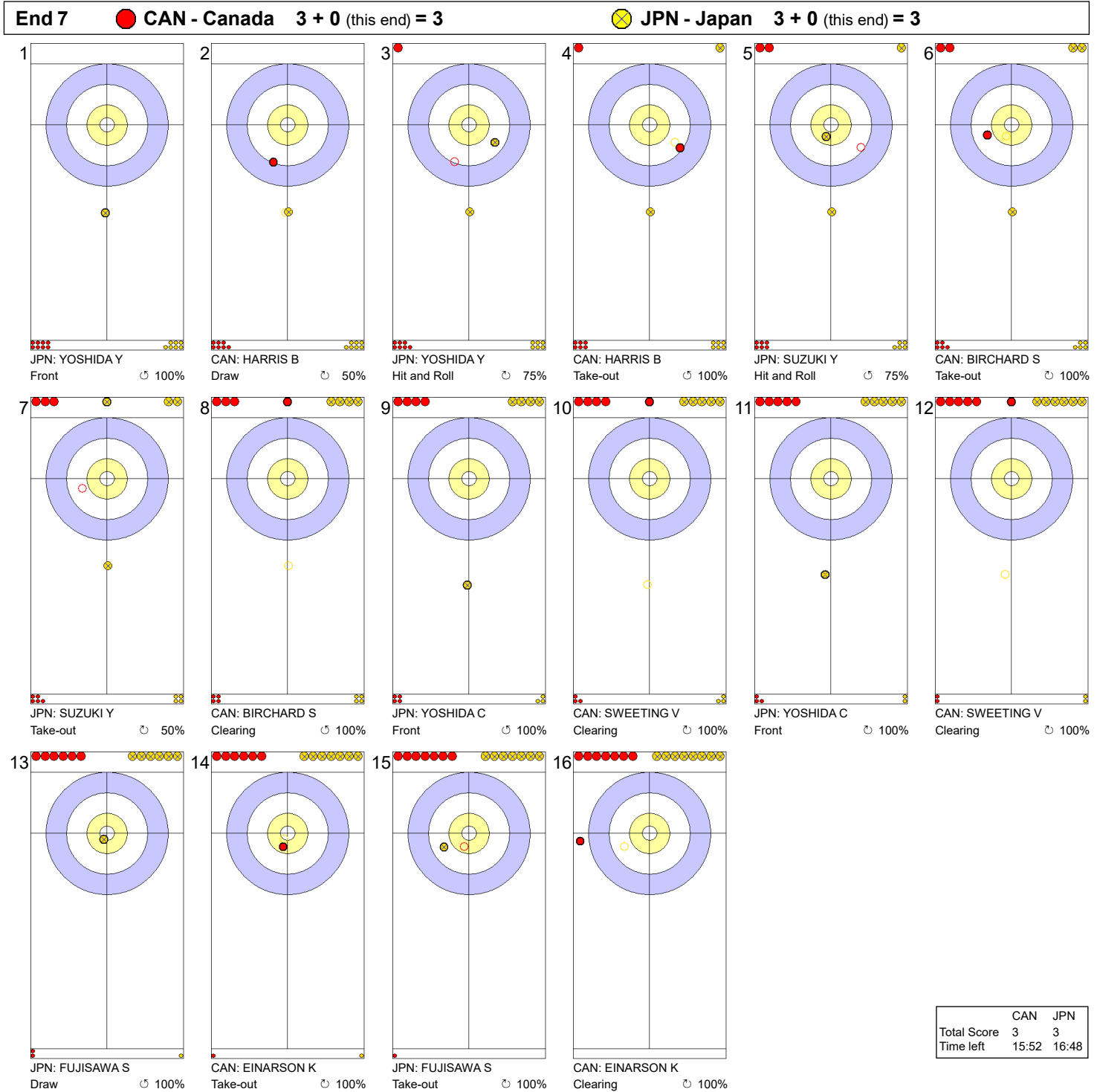




THU 23 MAR 2023  
Start Time 14:00

Round Robin Session 16 - Sheet B

Game - Shot by Shot

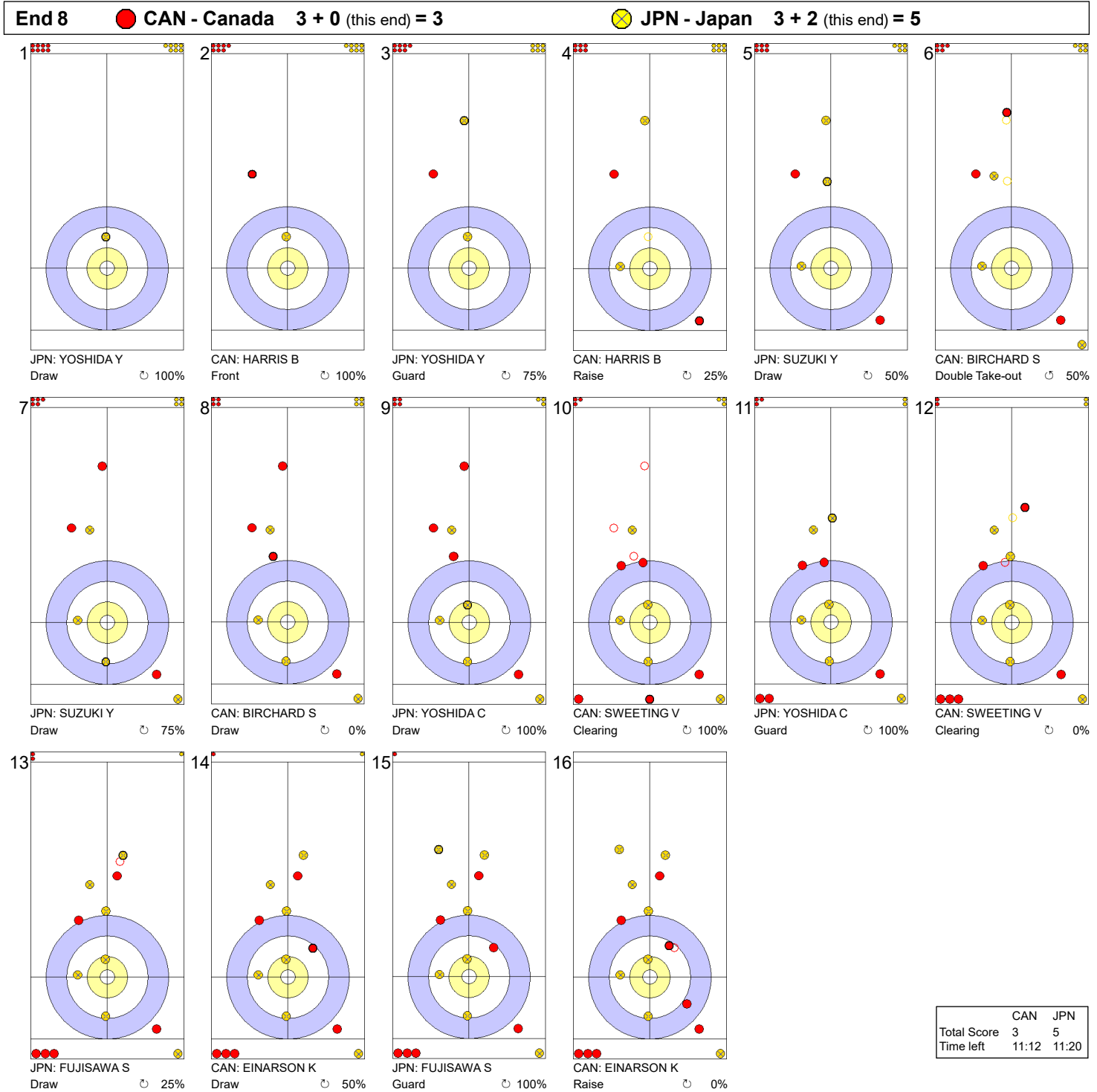


**Legend:**  
 ↻ Clockwise      ↺ Counter-clockwise      - Not considered

**THU 23 MAR 2023**  
**Start Time 14:00**

**Round Robin Session 16 - Sheet B**

**Game - Shot by Shot**



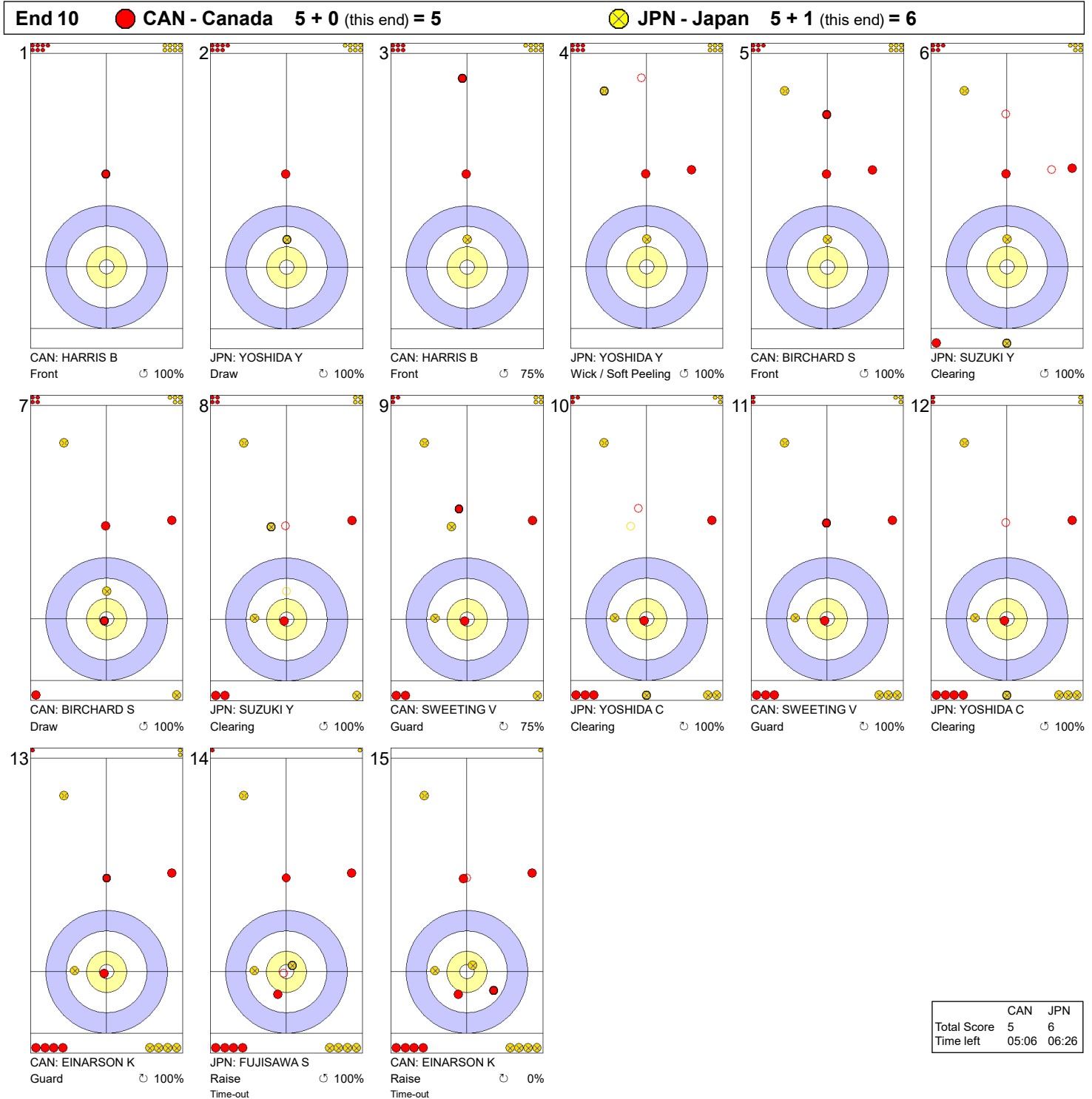
**Legend:**  
 ↻ Clockwise      ↺ Counter-clockwise      - Not considered



THU 23 MAR 2023  
Start Time 14:00

Round Robin Session 16 - Sheet B

Game - Shot by Shot



**Legend:**  
 ↻ Clockwise      ↺ Counter-clockwise      - Not considered

THU 23 MAR 2023  
Start Time 14:00

Round Robin Session 16 - Sheet C

## Game Results

Sheet	Game	Team	LSFE	1	2	3	4	5	6	7	8	9	10	Extra Ends	Total
C	10	SCO - Scotland		1	2	0	2	0	2	0	1	X	X		8
	10	NZL - New Zealand	*	0	0	0	0	2	0	1	0	X	X		3

SCO - Scotland		Shot Success	Game	All
4 S	MORRISON Rebecca	84%	74%	
3	DODDS Jennifer	81%	81%	
2	SINCLAIR Sophie	89%	75%	
1 V	JACKSON Sophie	94%	87%	
A	AITKEN Gina	-	72%	
Team Total		87%	78%	

NZL - New Zealand		Shot Success	Game	All
4 S	BECKER Bridget	62%	64%	
3 V	THOMPSON Holly	66%	65%	
2	THURLOW Natalie	63%	70%	
1	KINNEY Ruby	81%	63%	
A	SMITH Jessica	-	63%	
Team Total		68%	66%	

Last Stone Draw		Distance
⌚	DODDS Jennifer	20.3cm
⌚	JACKSON Sophie	76.9cm
<b>Total</b>		<b>97.2cm</b>

Last Stone Draw		Distance
⌚	KINNEY Ruby	11.8cm
⌚	THOMPSON Holly	32.5cm
<b>Total</b>		<b>44.3cm</b>

Time remaining: 9 minutes 55 seconds

Time remaining: 7 minutes 31 seconds

## Shot Success Analysis

SCO - Scotland		⌚	⌚	Game	
4	MORRISON Rebecca	Draws	3 100%	2 100%	5 100%
		Take-outs	3 67%	8 81%	11 77%
		Total	6 83%	10 85%	16 84%
3	DODDS Jennifer	Draws	3 92%	1 100%	4 94%
		Take-outs	7 61%	5 100%	12 77%
		Total	10 70%	6 100%	16 81%
2	SINCLAIR Sophie	Draws	1 100%	0 -	1 100%
		Take-outs	8 88%	7 89%	15 88%
		Total	9 89%	7 89%	16 89%
1	JACKSON Sophie	Draws	6 96%	8 91%	14 93%
		Take-outs	2 100%	0 -	2 100%
		Total	8 97%	8 91%	16 94%
A	AITKEN Gina	Draws	0 -	0 -	0 -
		Take-outs	0 -	0 -	0 -
		Total	0 -	0 -	0 -
Team		Draws	13 96%	11 93%	24 95%
		Take-outs	20 76%	20 89%	40 83%
		Total	33 84%	31 90%	64 87%

NZL - New Zealand		⌚	⌚	Game	
4	BECKER Bridget	Draws	4 88%	8 53%	12 65%
		Take-outs	1 0%	2 75%	3 50%
		Total	5 70%	10 58%	15 62%
3	THOMPSON Holly	Draws	1 50%	8 66%	9 64%
		Take-outs	2 75%	5 65%	7 68%
		Total	3 67%	13 65%	16 66%
2	THURLOW Natalie	Draws	3 58%	6 58%	9 58%
		Take-outs	1 100%	6 63%	7 68%
		Total	4 69%	12 60%	16 63%
1	KINNEY Ruby	Draws	7 64%	5 95%	12 77%
		Take-outs	2 100%	2 88%	4 94%
		Total	9 72%	7 93%	16 81%
A	SMITH Jessica	Draws	0 -	0 -	0 -
		Take-outs	0 -	0 -	0 -
		Total	0 -	0 -	0 -
Team		Draws	15 68%	27 66%	42 67%
		Take-outs	6 75%	15 68%	21 70%
		Total	21 70%	42 67%	63 68%


**Note:**  
Position and function for each team member:  
4 = Fourth, 3 = Third, 2 = Second, 1 = Lead, A = Alternate, S = Skip, V = Vice-Skip

**Legend:**  
⌚ Clockwise      ⌚ Counter-clockwise      LSFE(\*) Last Stone First End  
X Unplayed/unfinished end due to concession

**THU 23 MAR 2023**  
 Start Time 14:00

**Round Robin Session 16 - Sheet C**

**Game - Shot by Shot**

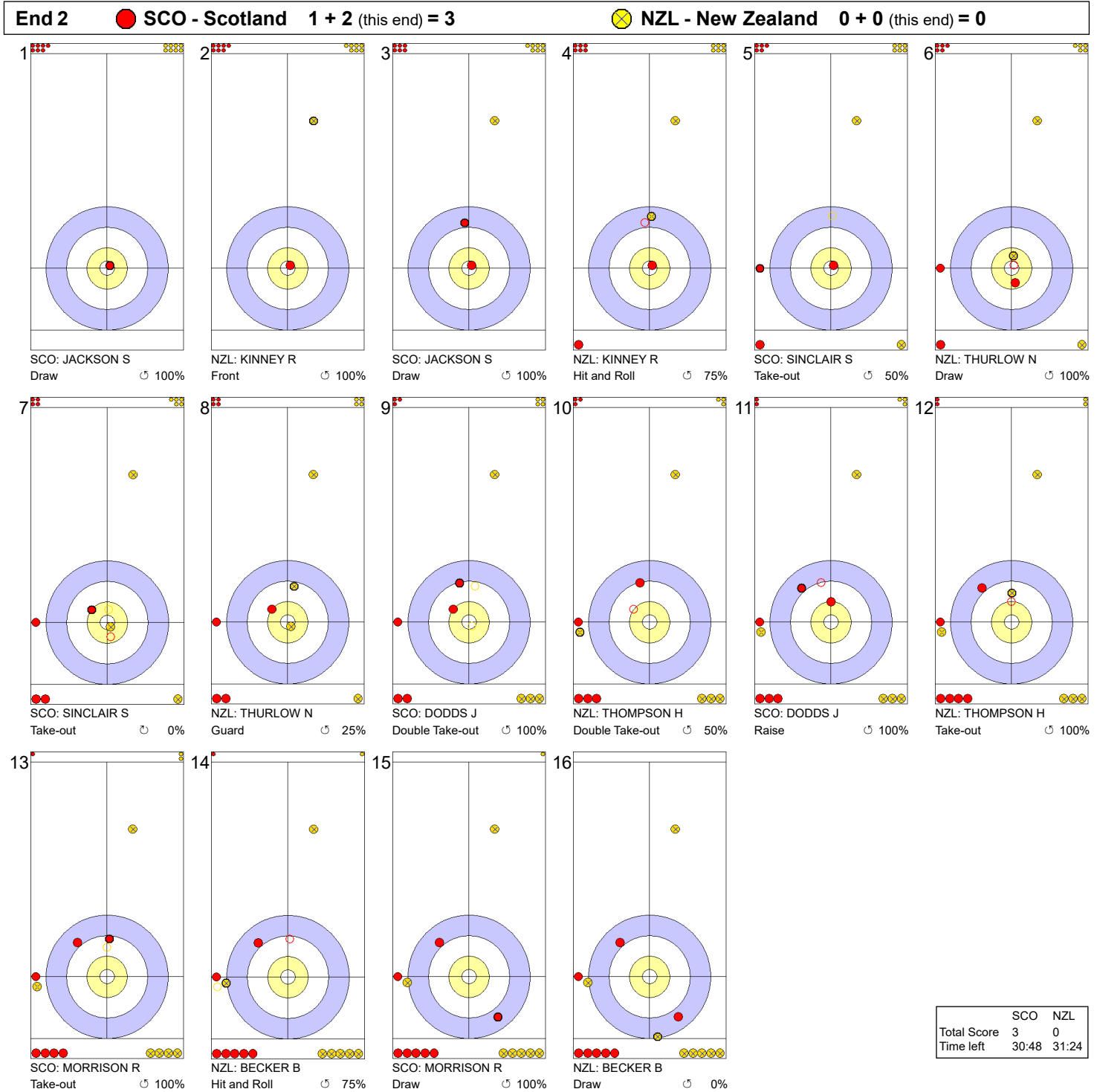


**Legend:**  
 ↻ Clockwise      ↺ Counter-clockwise      - Not considered

**THU 23 MAR 2023**  
 Start Time 14:00

**Round Robin Session 16 - Sheet C**

**Game - Shot by Shot**



**Legend:**  
 ⌚ Clockwise      ⌚ Counter-clockwise      - Not considered

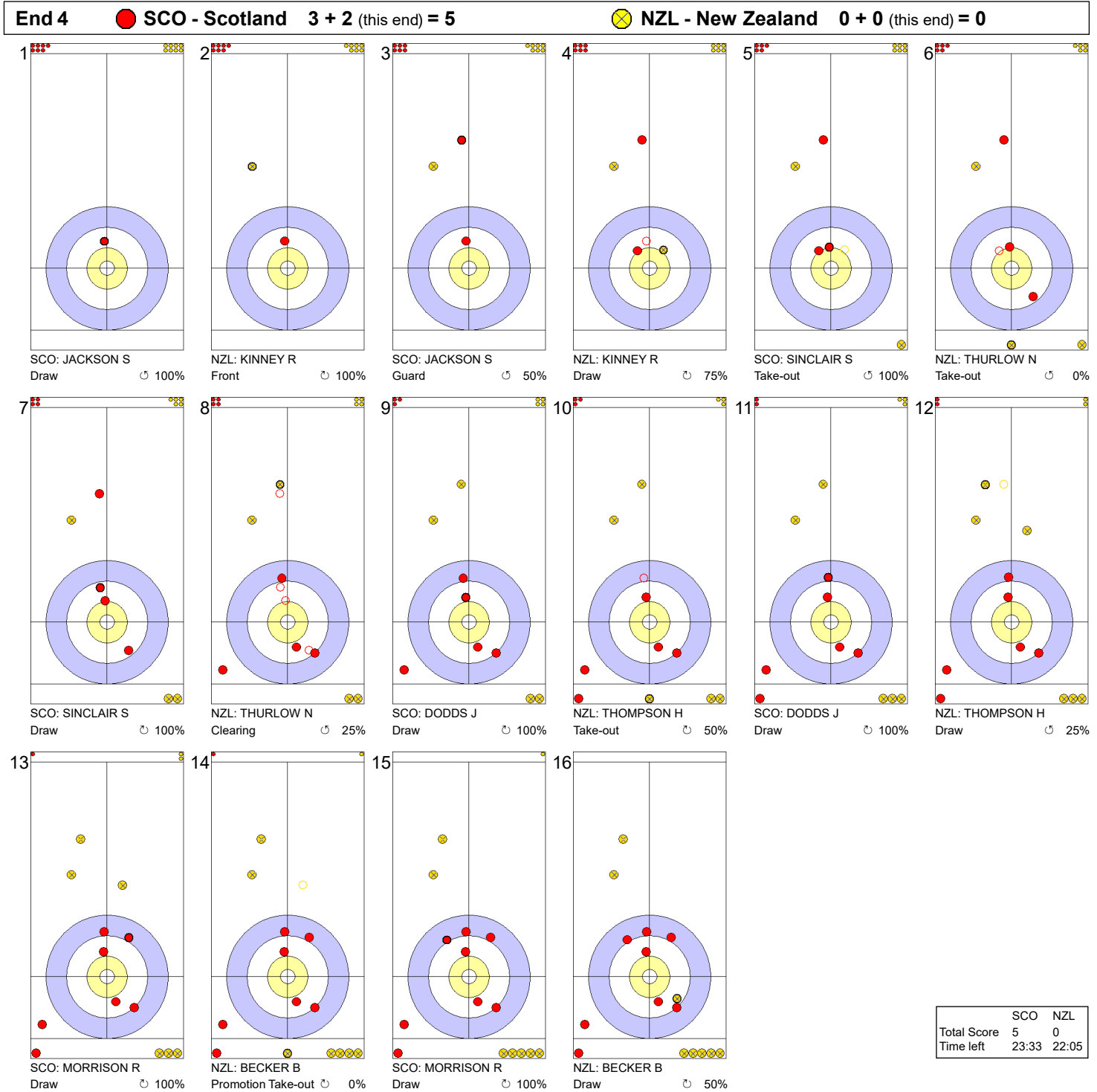




THU 23 MAR 2023  
Start Time 14:00

Round Robin Session 16 - Sheet C

**Game - Shot by Shot**



**Legend:**  
 ↻ Clockwise      ↺ Counter-clockwise      - Not considered



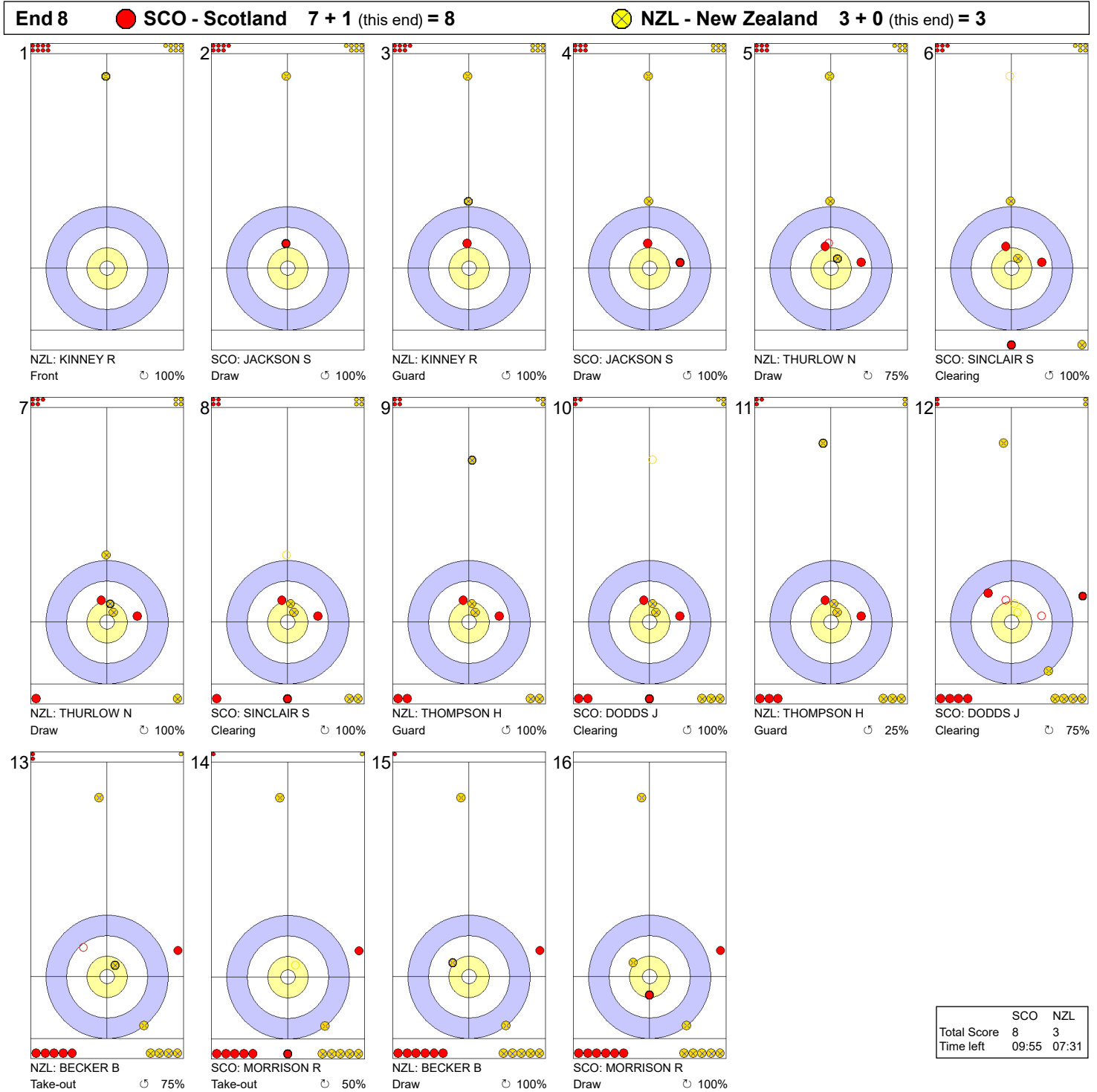




**THU 23 MAR 2023**
  
**Start Time 14:00**

**Round Robin Session 16 - Sheet C**

**Game - Shot by Shot**



**Legend:**
  
 ↻ Clockwise                      ↻ Counter-clockwise                      - Not considered

THU 23 MAR 2023  
Start Time 14:00

Round Robin Session 16 - Sheet D

## Game Results

Sheet	Game	Team	LSFE	1	2	3	4	5	6	7	8	9	10	Extra Ends	Total
D	9	DEN - Denmark		0	0	0	1	0	0	0	1	0	0		2
	10	TUR - Türkiye	*	0	0	1	0	0	1	1	0	1	1		5

DEN - Denmark		Shot Success	Game	All
4 S	DUPONT Madeleine	78%		73%
3	DUPONT Denise	89%		77%
2 V	HALSE Mathilde	84%		72%
1	LARSEN My	90%		85%
A	LANDER Jasmin	-		-
Team Total		85%		77%

TUR - Türkiye		Shot Success	Game	All
4 S	YILDIZ Dilsat	86%		72%
3 V	POLAT Oznur	76%		78%
2	CALIKUSU Ifayet Safak	84%		73%
1	SENGUL Berfin	85%		84%
A	POLAT Mihriban	-		68%
Team Total		83%		76%

Last Stone Draw		Distance
⌚	DUPONT Denise	33.6cm
⌚	HALSE Mathilde	46.6cm
<b>Total</b>		<b>80.2cm</b>

Last Stone Draw		Distance
⌚	SENGUL Berfin	28.5cm
⌚	CALIKUSU Ifayet Safak	26.5cm
<b>Total</b>		<b>55.0cm</b>

Time remaining: 4 minutes 49 seconds

Time-out: End 10 - DEN stone 5

Time remaining: 0 minutes 59 seconds

Time-out: End 9 - TUR stone 4

## Shot Success Analysis

DEN - Denmark		⌚	⌚	Game
4	DUPONT Madeleine	Draws 7 79%	5 95%	12 85%
	Take-outs 4 81%	4 50%	8 66%	
	Total 11 80%	9 75%	20 78%	
3	DUPONT Denise	Draws 3 83%	6 96%	9 92%
	Take-outs 6 88%	5 85%	11 86%	
	Total 9 86%	11 91%	20 89%	
2	HALSE Mathilde	Draws 5 75%	7 82%	12 79%
	Take-outs 7 93%	1 75%	8 91%	
	Total 12 85%	8 81%	20 84%	
1	LARSEN My	Draws 10 100%	3 92%	13 98%
	Take-outs 3 67%	4 81%	7 75%	
	Total 13 92%	7 86%	20 90%	
A	LANDER Jasmin	Draws 0 -	0 -	0 -
	Take-outs 0 -	0 -	0 -	
	Total 0 -	0 -	0 -	
Team	Draws 25 87%	21 90%	46 89%	
	Take-outs 20 85%	14 73%	34 80%	
	Total 45 86%	35 84%	80 85%	

TUR - Türkiye		⌚	⌚	Game
4	YILDIZ Dilsat	Draws 6 71%	3 92%	9 78%
	Take-outs 9 94%	1 75%	10 93%	
	Total 15 85%	4 88%	19 86%	
3	POLAT Oznur	Draws 4 44%	1 100%	5 55%
	Take-outs 6 96%	9 75%	15 83%	
	Total 10 75%	10 78%	20 76%	
2	CALIKUSU Ifayet Safak	Draws 4 94%	4 81%	8 88%
	Take-outs 7 79%	5 85%	12 81%	
	Total 11 84%	9 83%	20 84%	
1	SENGUL Berfin	Draws 10 78%	4 88%	14 80%
	Take-outs 2 100%	4 94%	6 96%	
	Total 12 81%	8 91%	20 85%	
A	POLAT Mihriban	Draws 0 -	0 -	0 -
	Take-outs 0 -	0 -	0 -	
	Total 0 -	0 -	0 -	
Team	Draws 24 73%	12 88%	36 78%	
	Take-outs 24 91%	19 82%	43 87%	
	Total 48 82%	31 84%	79 83%	

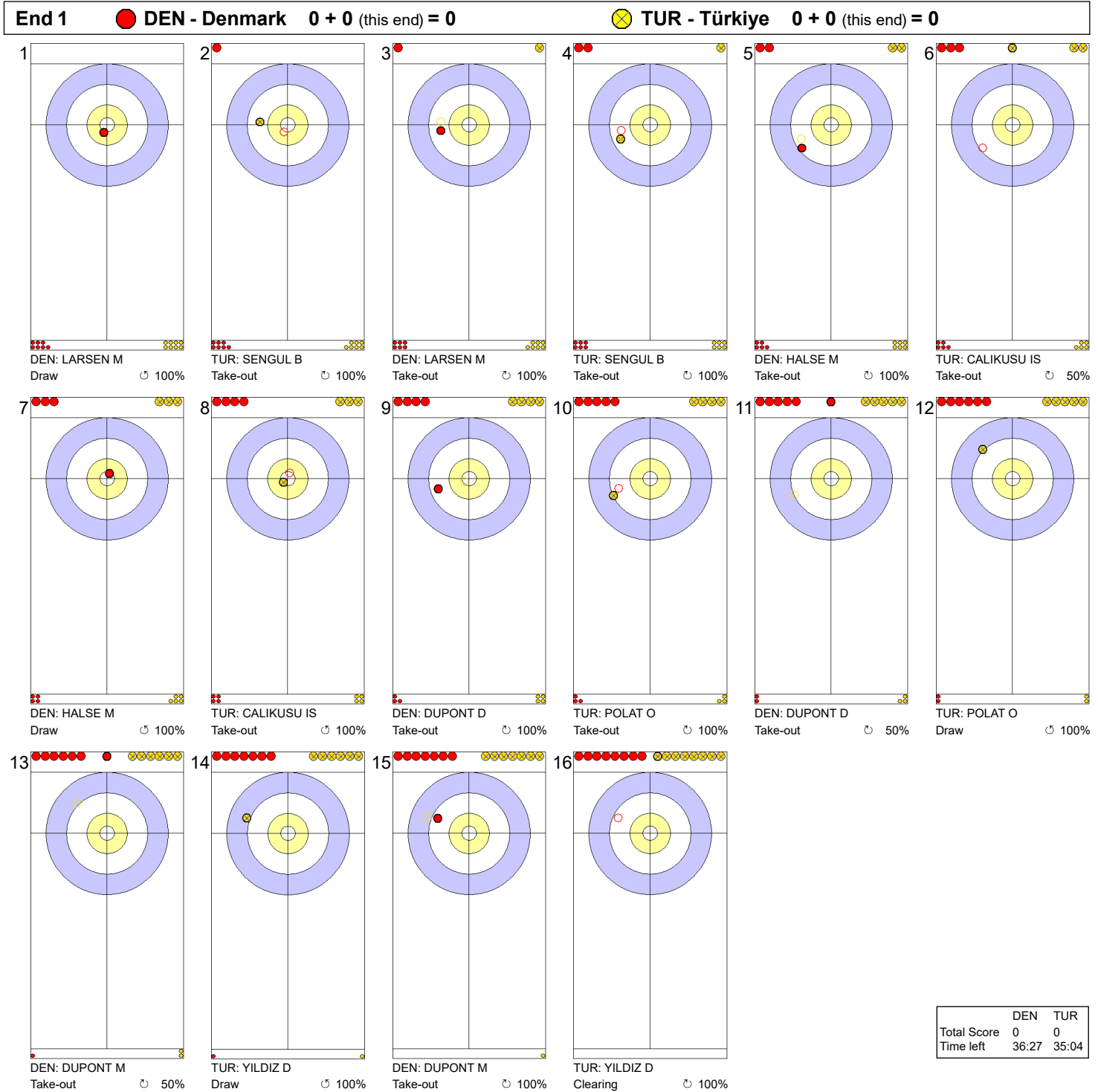
**Note:**  
Position and function for each team member:  
4 = Fourth, 3 = Third, 2 = Second, 1 = Lead, A = Alternate, S = Skip, V = Vice-Skip

**Legend:**  
⌚ Clockwise      ⌚ Counter-clockwise      LSFE(\*) Last Stone First End

THU 23 MAR 2023  
Start Time 14:00

Round Robin Session 16 - Sheet D

### Game - Shot by Shot

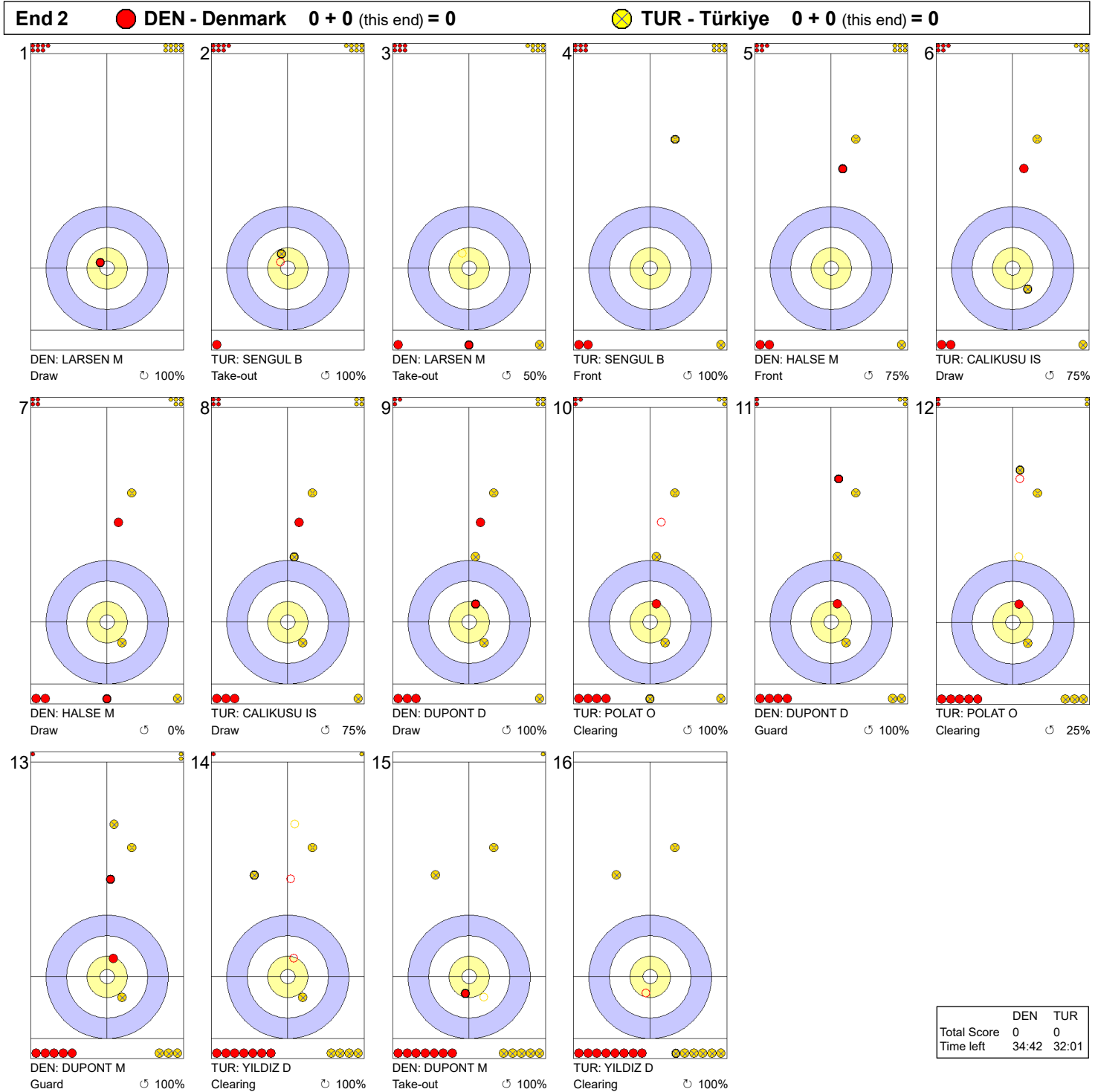


**Legend:**  
 ↻ Clockwise      ↺ Counter-clockwise      - Not considered

**THU 23 MAR 2023**  
**Start Time 14:00**

**Round Robin Session 16 - Sheet D**

**Game - Shot by Shot**



**Legend:**  
 ↻ Clockwise      ↺ Counter-clockwise      - Not considered

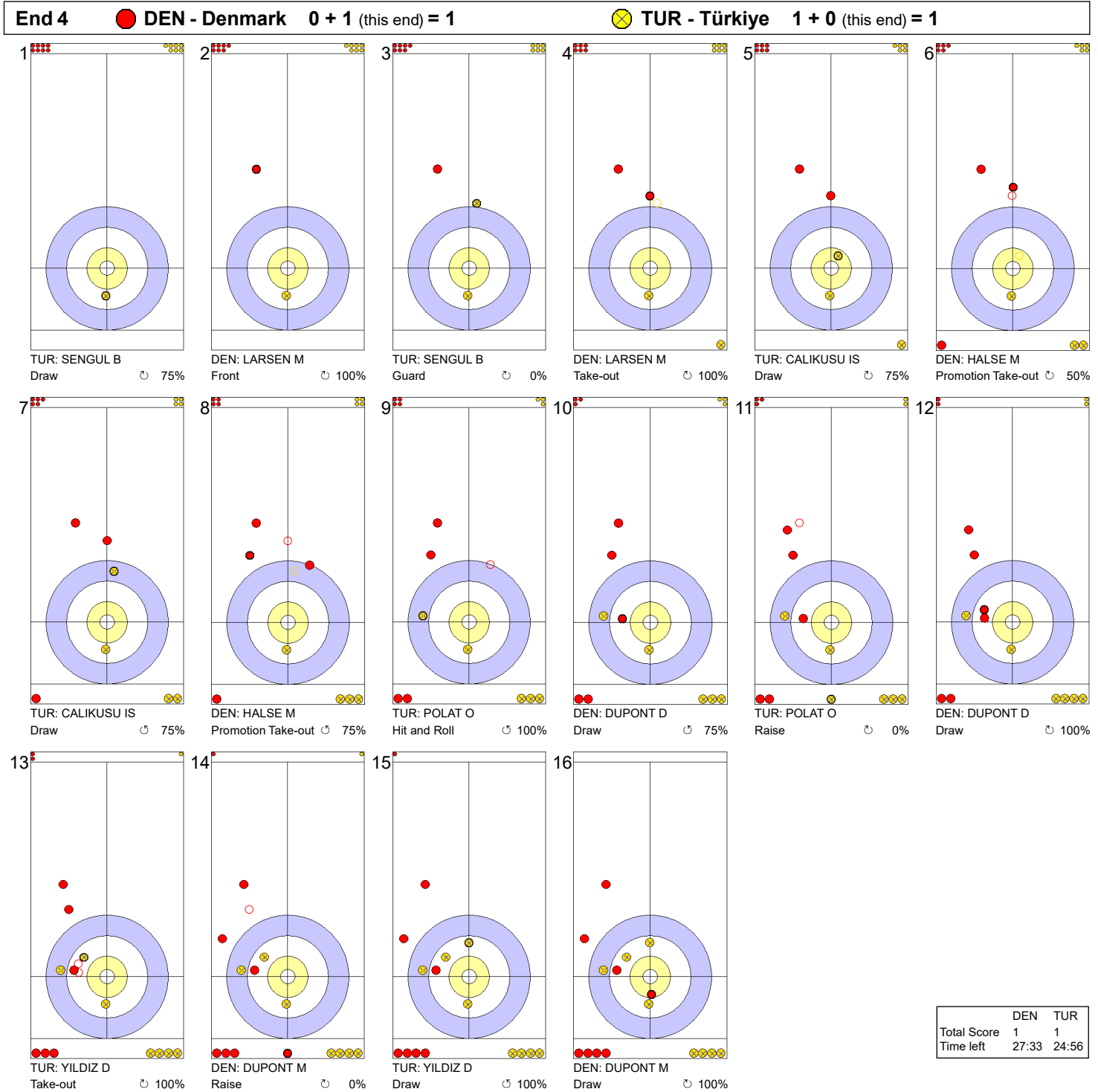




**THU 23 MAR 2023**  
 Start Time 14:00

**Round Robin Session 16 - Sheet D**

**Game - Shot by Shot**



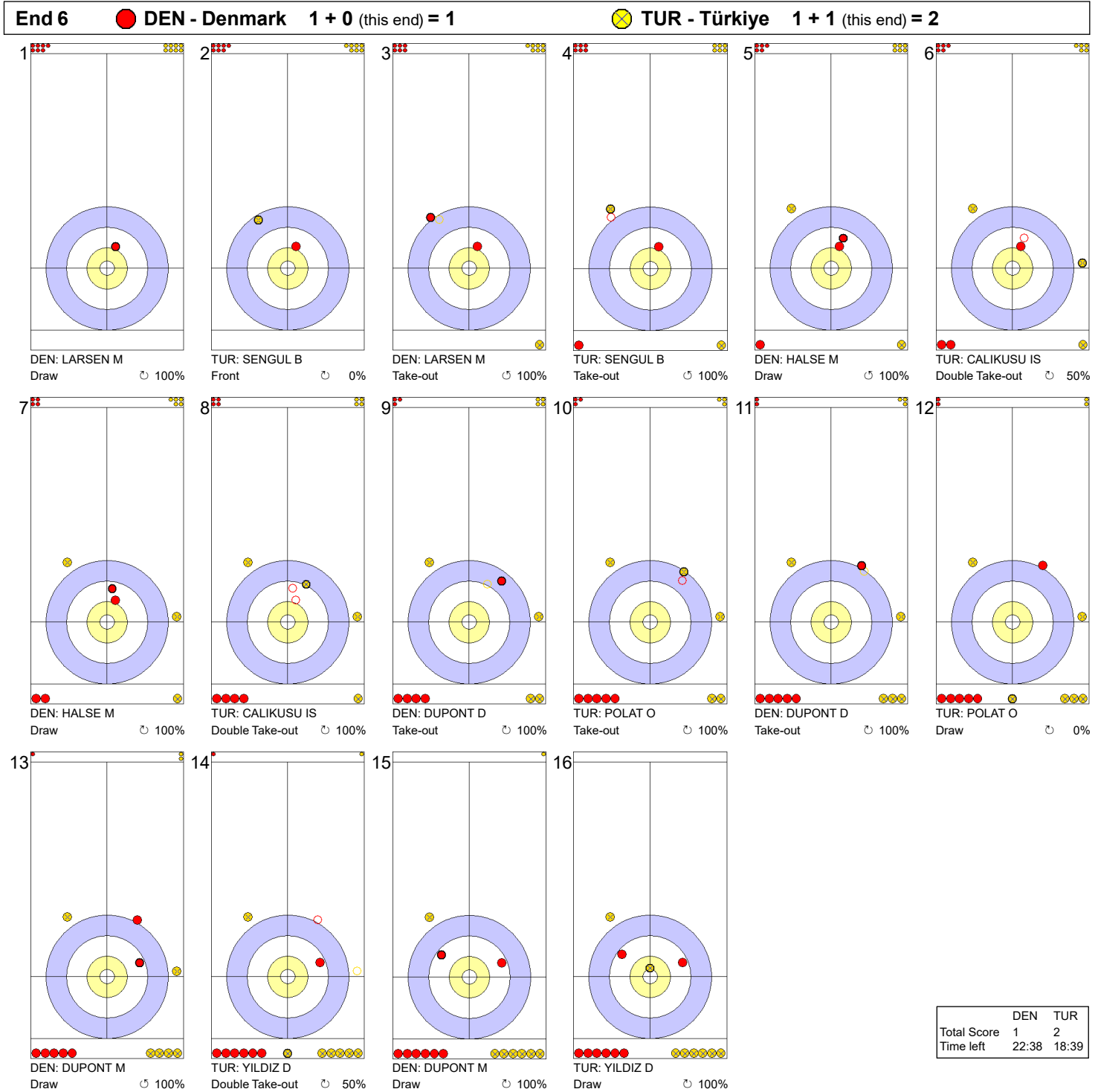
**Legend:**  
 ↻ Clockwise      ↺ Counter-clockwise      - Not considered



**THU 23 MAR 2023**  
**Start Time 14:00**

**Round Robin Session 16 - Sheet D**

**Game - Shot by Shot**



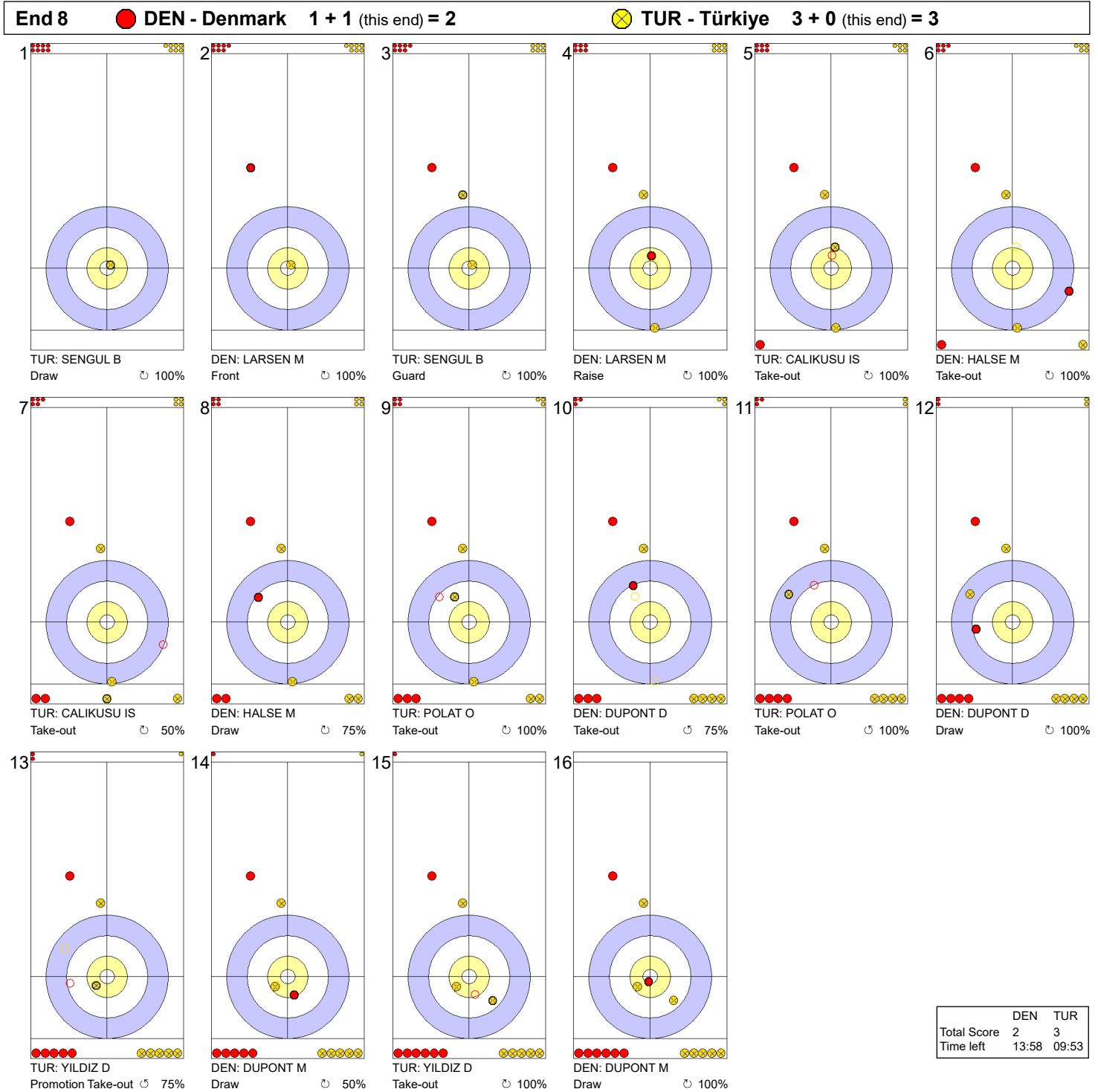
**Legend:**  
 ↻ Clockwise      ↺ Counter-clockwise      - Not considered



**THU 23 MAR 2023**  
**Start Time 14:00**

**Round Robin Session 16 - Sheet D**

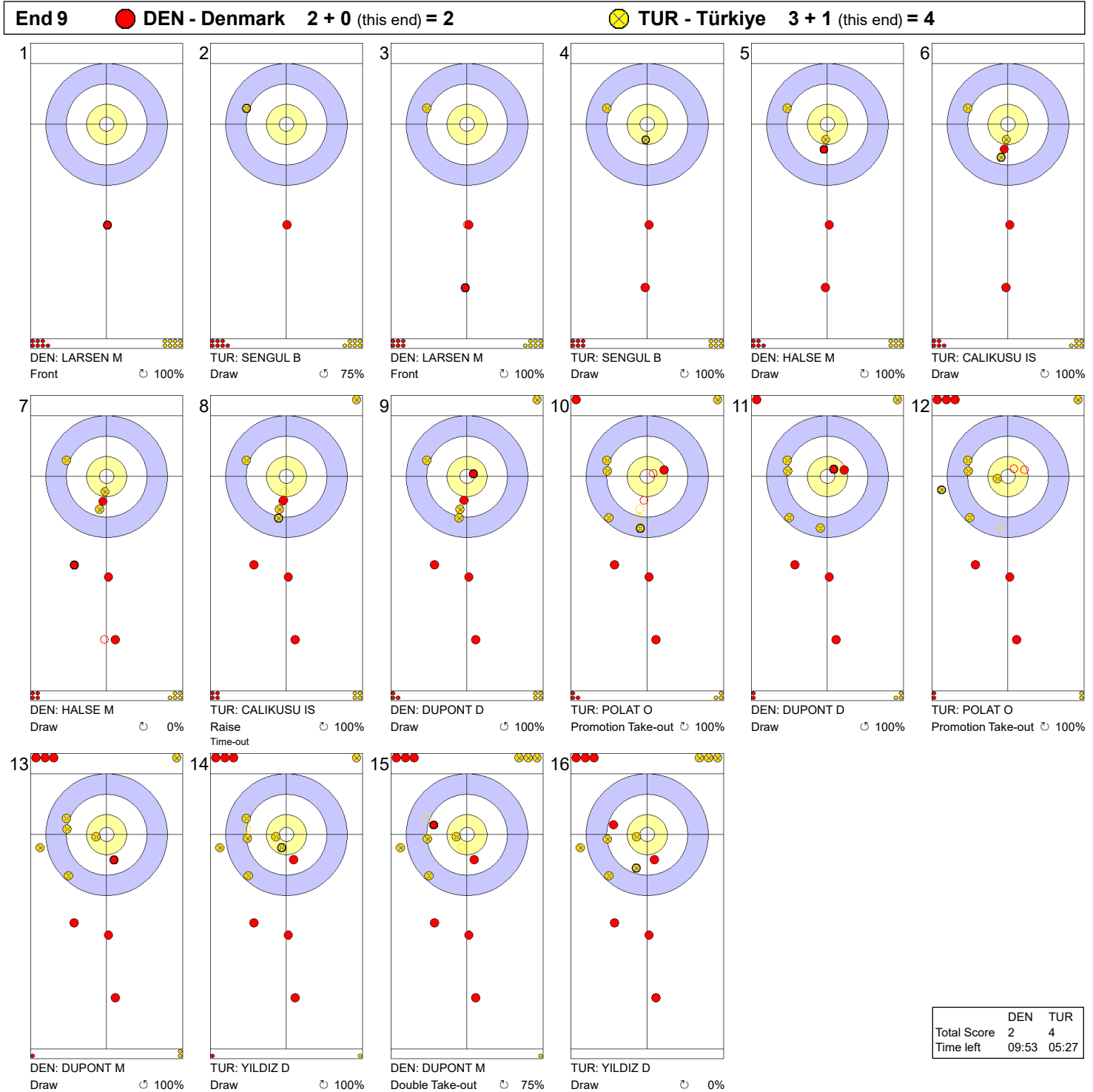
**Game - Shot by Shot**



**Legend:**  
 ↻ Clockwise      ↺ Counter-clockwise      - Not considered

**Round Robin Session 16 - Sheet D**

**Game - Shot by Shot**

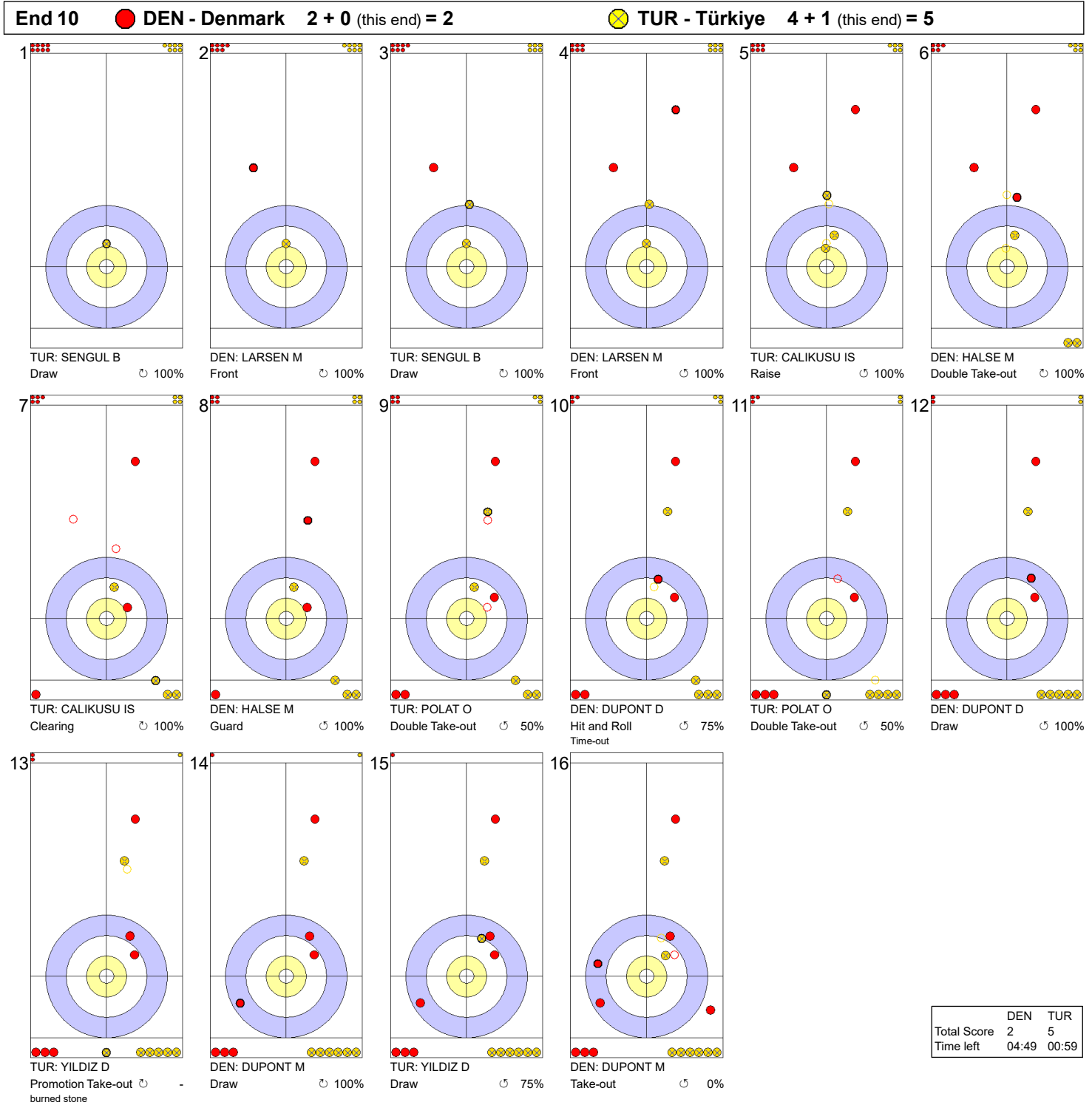


**Legend:**  
 ↻ Clockwise      ↺ Counter-clockwise      - Not considered

**THU 23 MAR 2023**  
 Start Time 14:00

**Round Robin Session 16 - Sheet D**

**Game - Shot by Shot**



**Legend:**  
 ↻ Clockwise      ↺ Counter-clockwise      - Not considered



## Session Results and Standings

Sheet	Game	Team	LSFE	1	2	3	4	5	6	7	8	9	10	Extra Ends	Total
A	9	NOR - Norway	*	0	0	0	1	0	0	0	0	0	X		1
	9	SUI - Switzerland		0	0	1	0	0	0	0	0	5	X		6
B	9	GER - Germany		0	0	0	0	0	0	3	0	X	X		3
	9	TUR - Türkiye	*	1	0	1	1	2	1	0	2	X	X		8
C	9	JPN - Japan	*	0	0	1	0	3	0	2	0	1	X		7
	9	KOR - Korea		0	0	0	1	0	1	0	2	0	X		4
D	9	SWE - Sweden	*	2	0	2	0	1	0	2	0	2	X		9
	9	SCO - Scotland		0	2	0	2	0	1	0	1	0	X		6

## Current Standings

Rank	Team	Games	Wins	Losses	
1	SUI - Switzerland	9	9	0	Q
2	CAN - Canada	9	6	3	
2	ITA - Italy	9	6	3	
2	SWE - Sweden	9	6	3	
5	GER - Germany	9	5	4	
5	NOR - Norway	9	5	4	
7	JPN - Japan	9	4	5	
7	KOR - Korea	9	4	5	
7	TUR - Türkiye	9	4	5	
7	USA - United States	9	4	5	
11	DEN - Denmark	8	3	5	
12	SCO - Scotland	9	2	7	
13	NZL - New Zealand	9	0	9	

**Note:**  
Under WCF rules, tie-breaking rules for standings are not applied until after the last game of the round robin.

**Legend:**  
**LSFE(\*)** Last Stone First End      **Q** Qualified for the play-offs      **X** Unplayed/unfinished end due to concession

THU 23 MAR 2023  
Start Time 9:00

Round Robin Session 15 - Sheet A

## Game Results

Sheet	Game	Team	LSFE	1	2	3	4	5	6	7	8	9	10	Extra Ends	Total
A	9	NOR - Norway	*	0	0	0	1	0	0	0	0	0	X		1
	9	SUI - Switzerland		0	0	1	0	0	0	0	0	5	X		6

NOR - Norway		Shot Success	Game	All
4 V	SKASLIEN Kristin	78%		75%
3 S	ROERVIK Marianne	82%		79%
2	HASLEV NORDBYE Mille	94%		85%
1	ROENNING Martine	90%		88%
A	RAMSFJELL Maia	-		-
Team Total		86%		82%

SUI - Switzerland		Shot Success	Game	All
4 V	PAETZ Alina	94%		88%
3 S	TIRINZONI Silvana	86%		82%
2	HOWALD Carole	90%		81%
1	SCHWALLER-HUERLIMANN Briar	92%		88%
A	-	-		-
Team Total		90%		85%

Last Stone Draw		Distance
⌚	ROERVIK Marianne	9.0cm
⌚	HASLEV NORDBYE Mille	74.1cm
<b>Total</b>		<b>83.1cm</b>

Last Stone Draw		Distance
⌚	HOWALD Carole	20.5cm
⌚	SCHWALLER-HUERLIMANN Briar	199.6cm
<b>Total</b>		<b>220.1cm</b>

Time remaining: 6 minutes 35 seconds

Time-out: End 9 - NOR stone 8

Time remaining: 8 minutes 36 seconds

Time-out: End 9 - SUI stone 5

## Shot Success Analysis

NOR - Norway		⌚	⌚	Game
4	SKASLIEN Kristin	Draws	1 0%	0 - 1 0%
		Take-outs	12 88%	4 69% 16 83%
		Total	13 81%	4 69% 17 78%
3	ROERVIK Marianne	Draws	3 83%	2 50% 5 70%
		Take-outs	8 84%	5 90% 13 87%
		Total	11 84%	7 79% 18 82%
2	HASLEV NORDBYE Mille	Draws	3 100%	1 100% 4 100%
		Take-outs	6 92%	8 94% 14 93%
		Total	9 94%	9 94% 18 94%
1	ROENNING Martine	Draws	5 95%	6 79% 11 86%
		Take-outs	2 100%	5 95% 7 96%
		Total	7 96%	11 86% 18 90%
A	RAMSFJELL Maia	Draws	0 - 0 - 0 -	
		Take-outs	0 - 0 - 0 -	
		Total	0 - 0 - 0 -	
Team		Draws	12 85%	9 75% 21 81%
		Take-outs	28 88%	22 89% 50 89%
		Total	40 88%	31 85% 71 86%

SUI - Switzerland		⌚	⌚	Game
4	PAETZ Alina	Draws	1 100%	2 100% 3 100%
		Take-outs	5 100%	8 88% 13 92%
		Total	6 100%	10 90% 16 94%
3	TIRINZONI Silvana	Draws	1 100%	3 75% 4 81%
		Take-outs	6 88%	8 88% 14 88%
		Total	7 89%	11 84% 18 86%
2	HOWALD Carole	Draws	3 100%	2 88% 5 95%
		Take-outs	5 90%	8 88% 13 88%
		Total	8 94%	10 88% 18 90%
1	SCHWALLER B	Draws	3 67%	7 96% 10 88%
		Take-outs	2 88%	6 100% 8 97%
		Total	5 75%	13 98% 18 92%
A -		Draws	0 - 0 - 0 -	
		Take-outs	0 - 0 - 0 -	
		Total	0 - 0 - 0 -	
Team		Draws	8 88%	14 91% 22 90%
		Take-outs	18 92%	30 90% 48 91%
		Total	26 90%	44 90% 70 90%

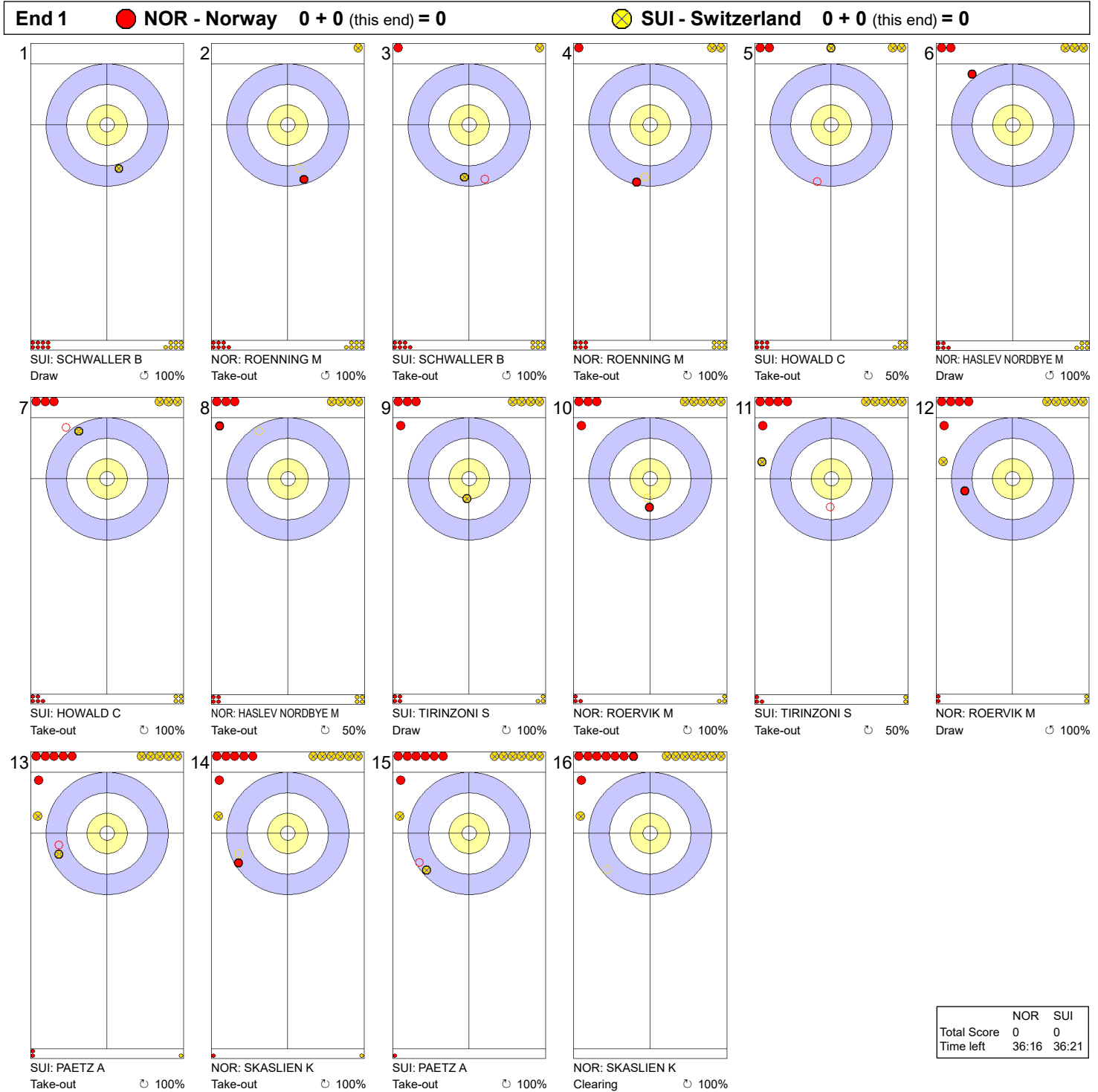
**Note:**  
Position and function for each team member:  
4 = Fourth, 3 = Third, 2 = Second, 1 = Lead, A = Alternate, S = Skip, V = Vice-Skip

**Legend:**  
⌚ Clockwise      ⌚ Counter-clockwise      LSFE(\*) Last Stone First End  
X Unplayed/unfinished end due to concession

**THU 23 MAR 2023**  
 Start Time 9:00

**Round Robin Session 15 - Sheet A**

**Game - Shot by Shot**

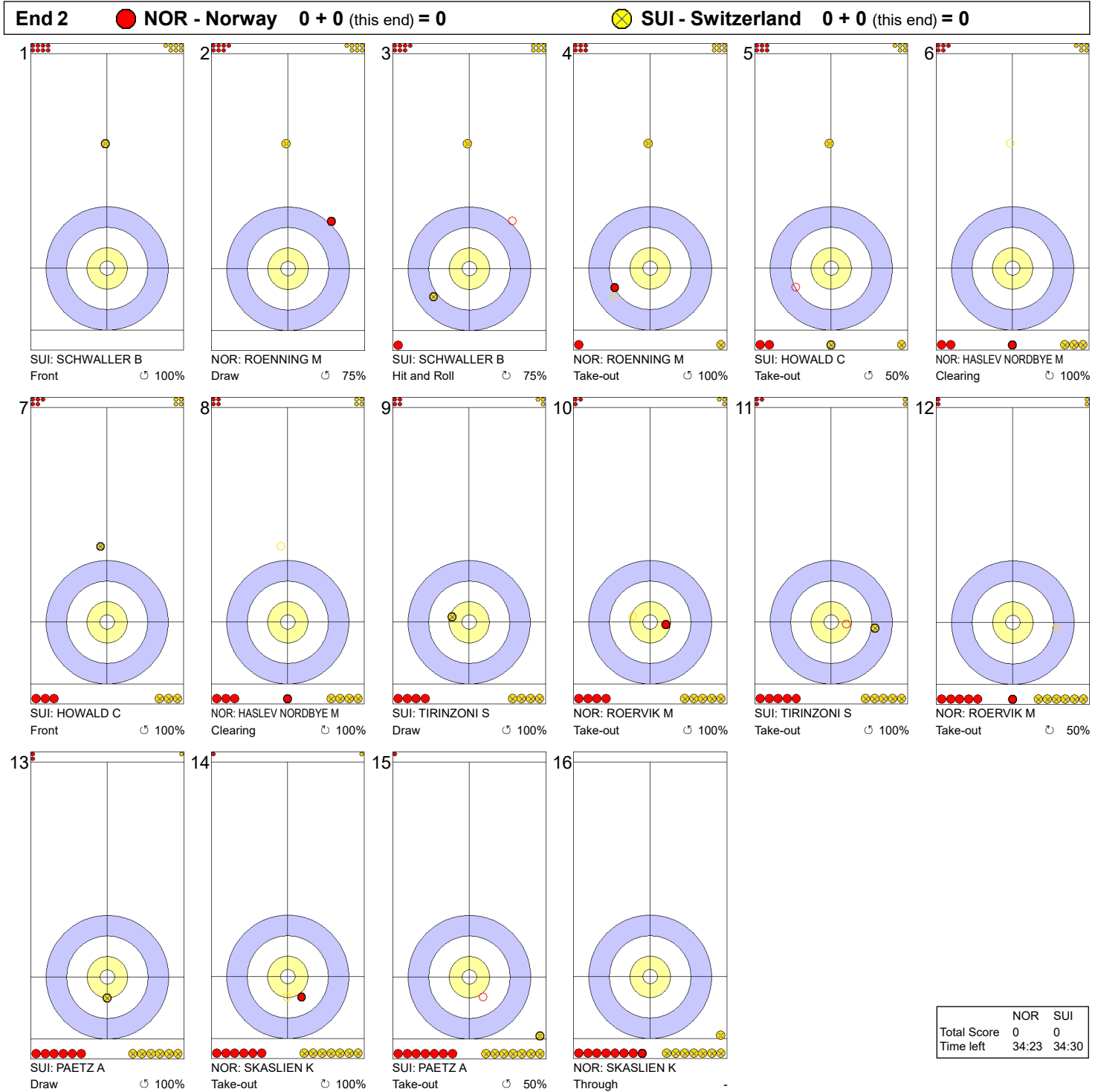


**Legend:**  
 ↻ Clockwise      ↺ Counter-clockwise      - Not considered

THU 23 MAR 2023  
Start Time 9:00

Round Robin Session 15 - Sheet A

Game - Shot by Shot

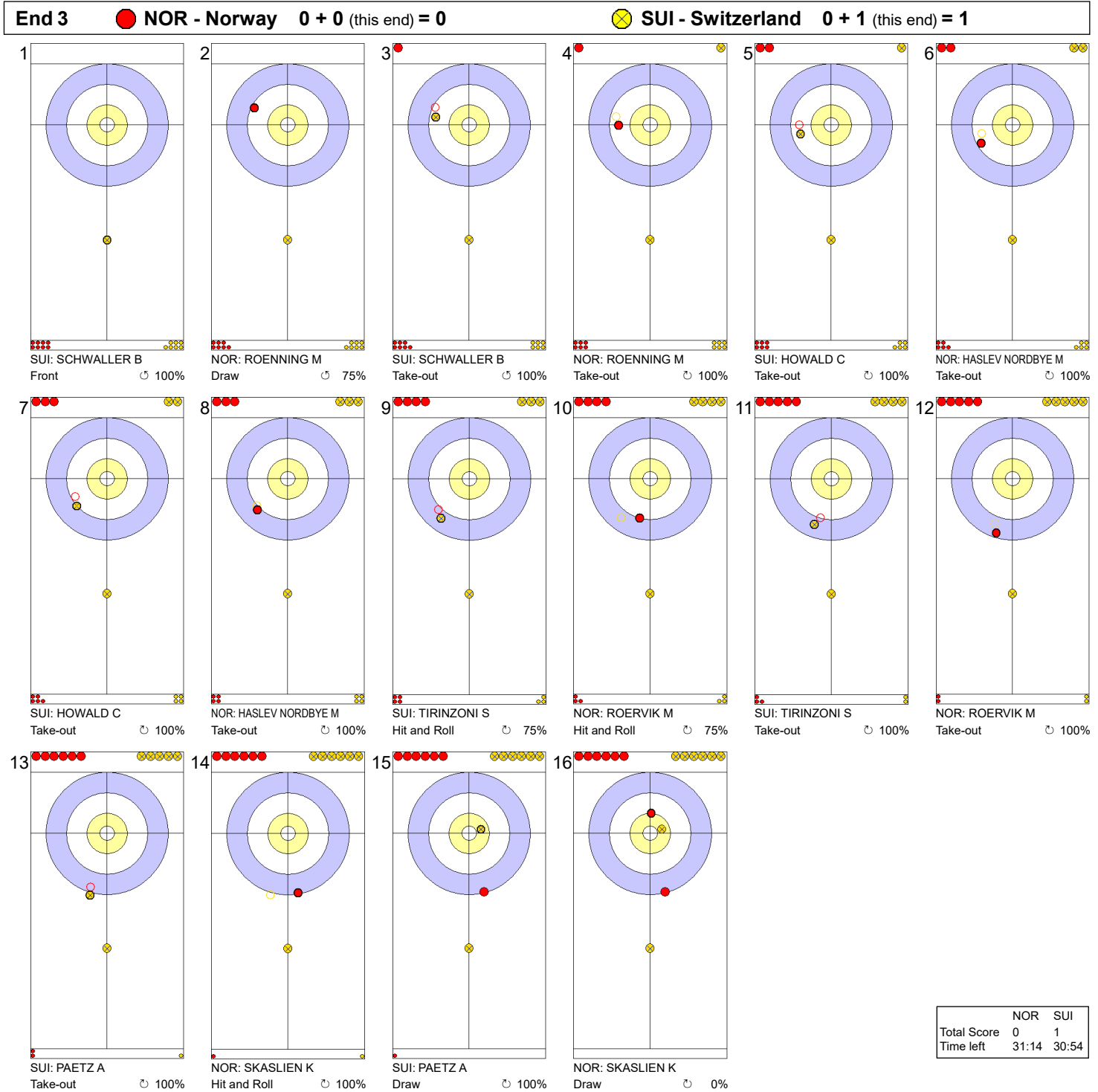


**Legend:**  
 Clockwise      Counter-clockwise      - Not considered

THU 23 MAR 2023  
Start Time 9:00

Round Robin Session 15 - Sheet A

Game - Shot by Shot

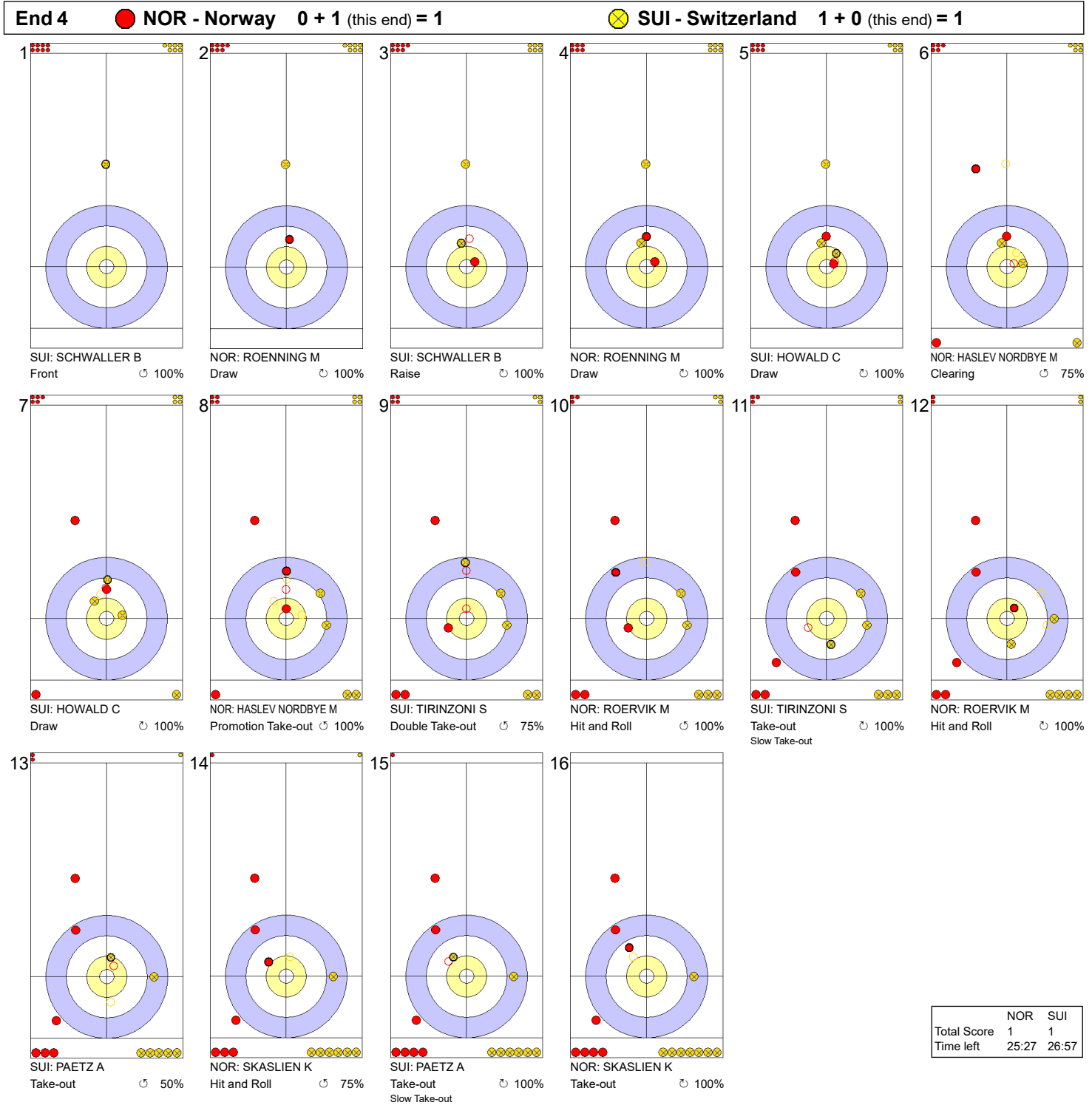


**Legend:**  
 ↻ Clockwise      ↺ Counter-clockwise      - Not considered

THU 23 MAR 2023  
Start Time 9:00

Round Robin Session 15 - Sheet A

Game - Shot by Shot

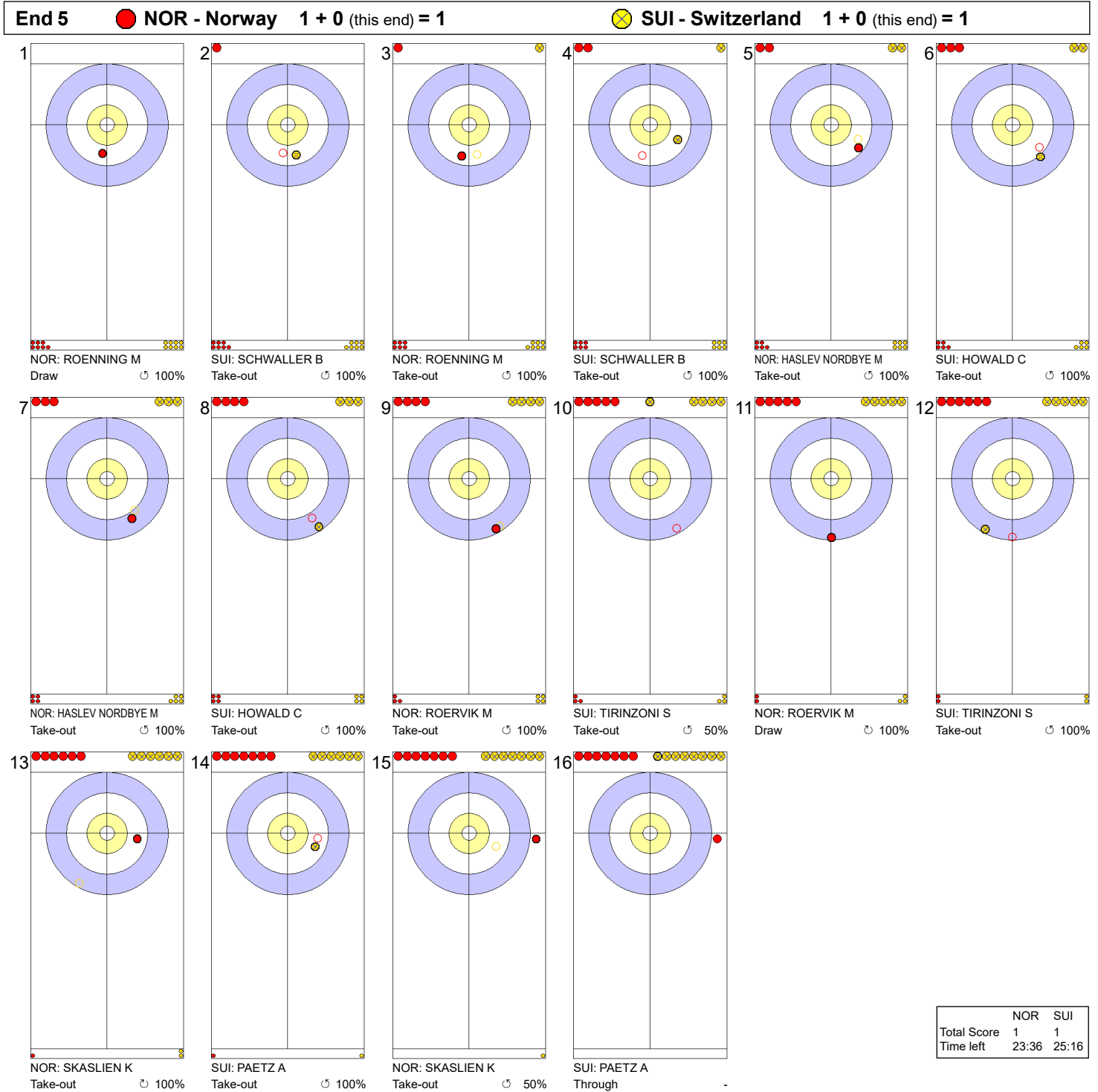


**Legend:**  
 Clockwise      Counter-clockwise      - Not considered

THU 23 MAR 2023  
Start Time 9:00

Round Robin Session 15 - Sheet A

Game - Shot by Shot

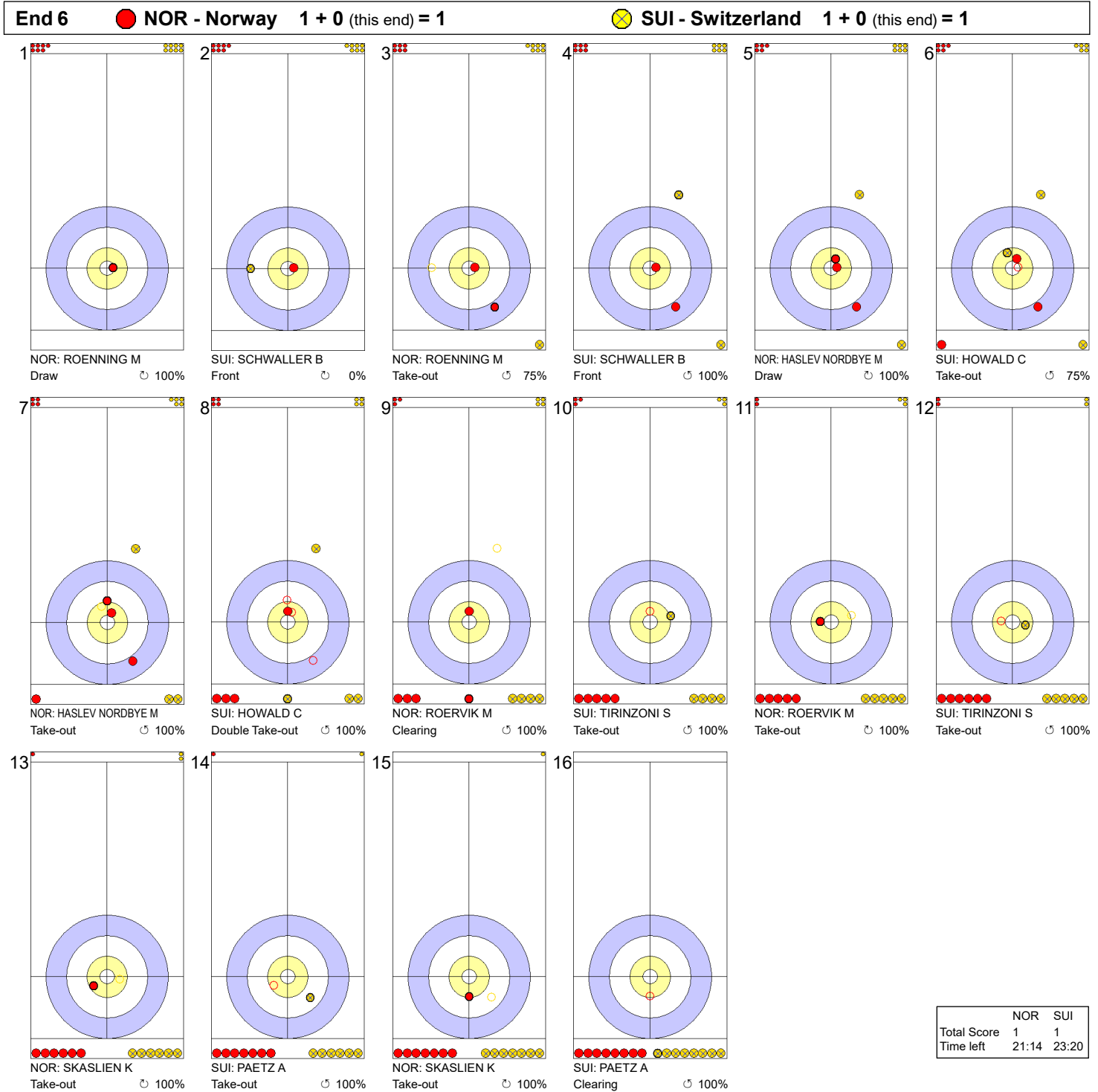




**Legend:**  
 Clockwise      Counter-clockwise      - Not considered

**THU 23 MAR 2023**  
 Start Time 9:00

**Round Robin Session 15 - Sheet A**

**Game - Shot by Shot**



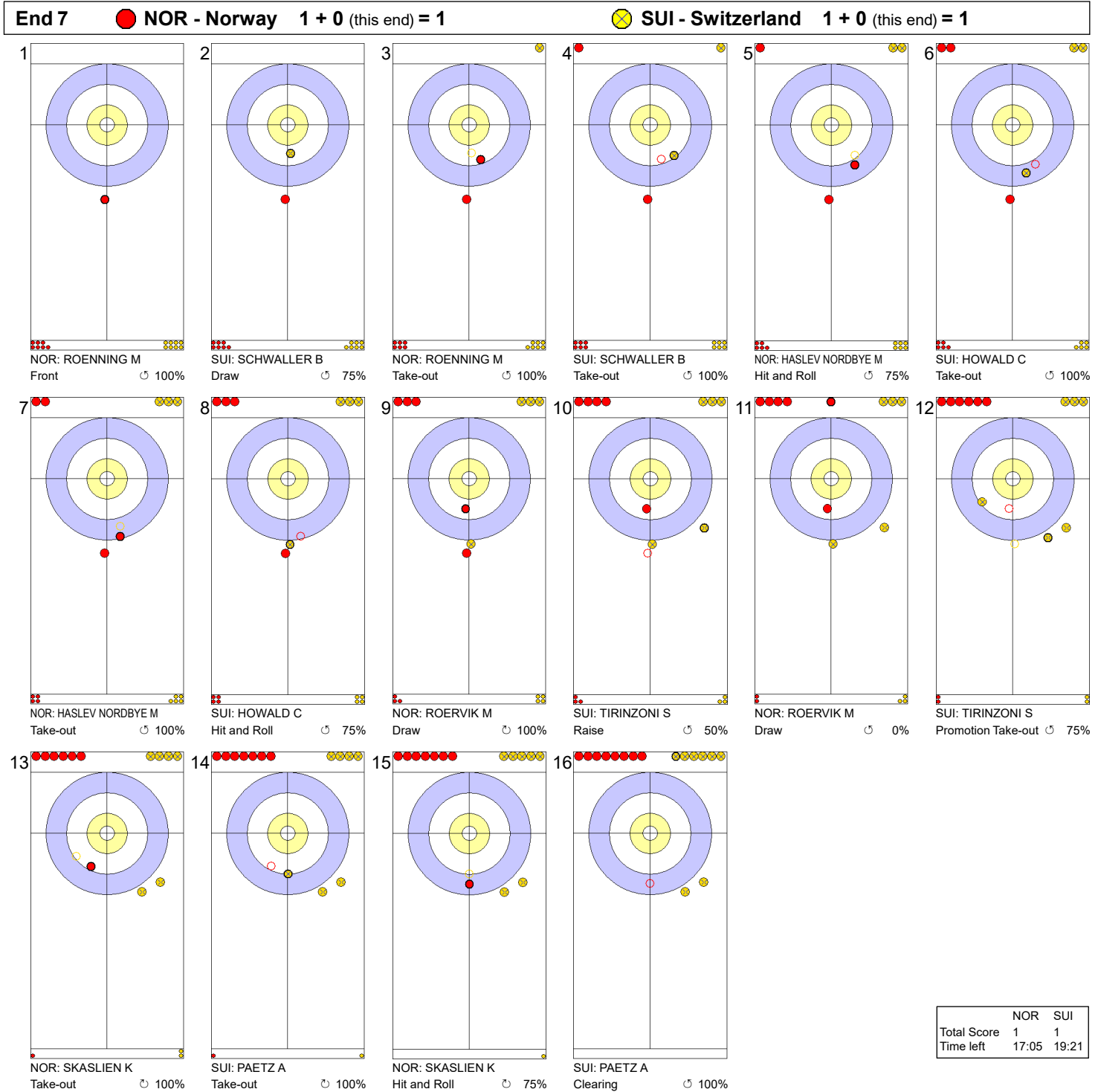
**Legend:**  
 Clockwise       Counter-clockwise      - Not considered



**THU 23 MAR 2023**  
 Start Time 9:00

**Round Robin Session 15 - Sheet A**

**Game - Shot by Shot**



**Legend:**  
 ↻ Clockwise      ↺ Counter-clockwise      - Not considered

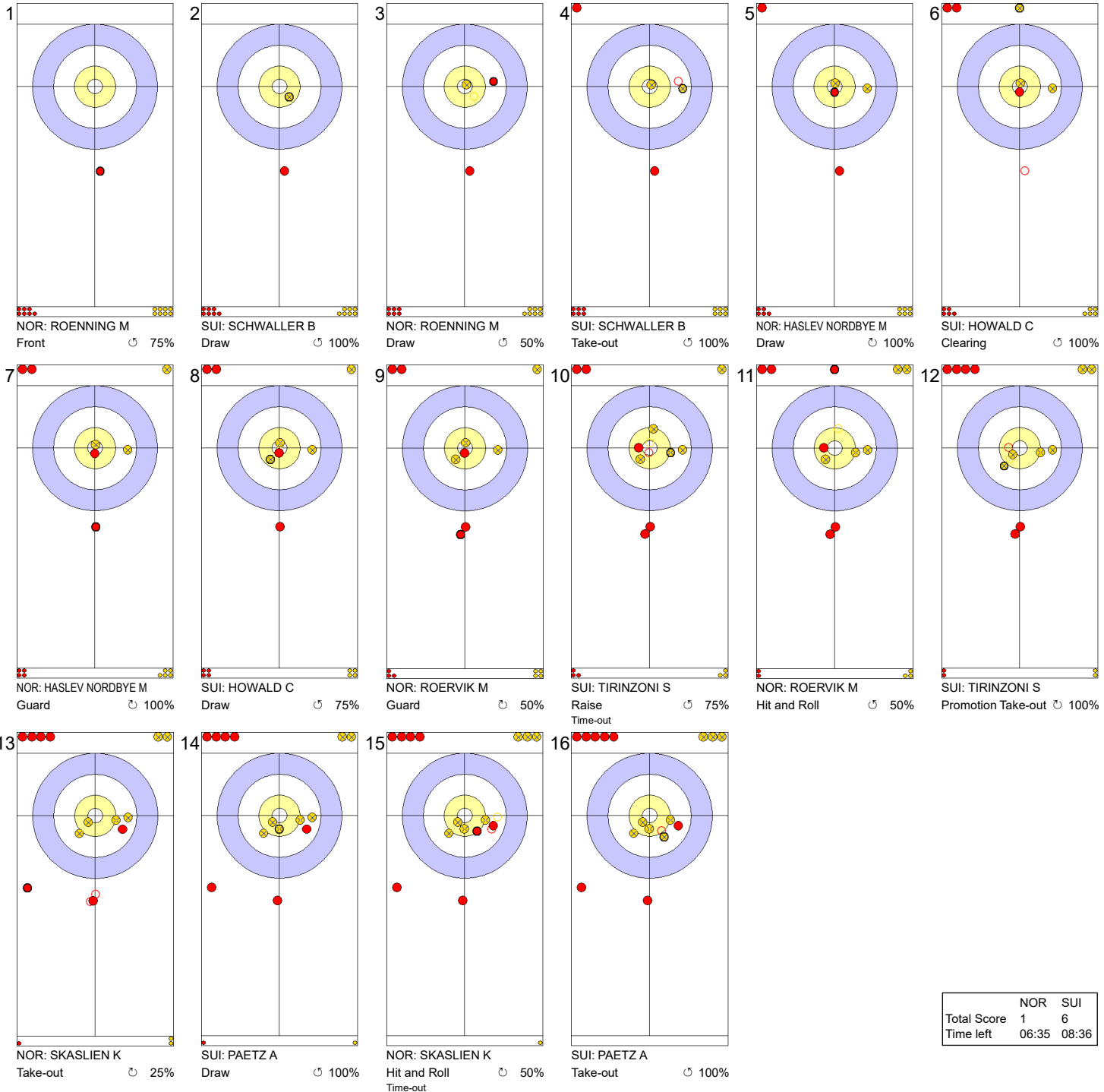


**THU 23 MAR 2023**  
 Start Time 9:00



**Round Robin Session 15 - Sheet A**

**Game - Shot by Shot**

**End 9**     **NOR - Norway**    **1 + 0** (this end) = **1**     **SUI - Switzerland**    **1 + 5** (this end) = **6**



	NOR	SUI
Total Score	1	6
Time left	06:35	08:36

**Legend:**  
 Clockwise     Counter-clockwise    - Not considered

THU 23 MAR 2023  
Start Time 9:00

Round Robin Session 15 - Sheet B

## Game Results

Sheet	Game	Team	LSFE	1	2	3	4	5	6	7	8	9	10	Extra Ends	Total
B	9	GER - Germany		0	0	0	0	0	0	3	0	X	X		3
	9	TUR - Türkiye	*	1	0	1	1	2	1	0	2	X	X		8

GER - Germany		Shot Success	Game	All
4 S	JENTSCH Daniela	66%		70%
3 V	ABBES Emira	78%		77%
2	SCHOELL Pia-Lisa	80%		78%
1	JENTSCH Analena	92%		81%
A	KAPP Lena	-		77%
Team Total		79%		76%

TUR - Türkiye		Shot Success	Game	All
4 S	YILDIZ Dilsat	80%		70%
3 V	POLAT Oznur	86%		78%
2	CALIKUSU Ifayet Safak	88%		71%
1	SENGUL Berfin	86%		84%
A	POLAT Mihriban	-		68%
Team Total		85%		75%

Last Stone Draw		Distance
↻	JENTSCH Analena	128.1cm
↺	SCHOELL Pia-Lisa	27.7cm
<b>Total</b>		<b>155.8cm</b>

Last Stone Draw		Distance
↻	YILDIZ Dilsat	18.6cm
↺	POLAT Oznur	45.9cm
<b>Total</b>		<b>64.5cm</b>

Time remaining: 7 minutes 23 seconds

Time remaining: 8 minutes 37 seconds

## Shot Success Analysis

GER - Germany		↻	↺	Game
4	JENTSCH Daniela	Draws 2 63%	3 58%	5 60%
		Take-outs 7 71%	4 63%	11 68%
		Total 9 69%	7 61%	16 66%
3	ABBES Emira	Draws 3 92%	6 83%	9 86%
		Take-outs 3 75%	4 63%	7 68%
		Total 6 83%	10 75%	16 78%
2	SCHOELL Pia-Lisa	Draws 3 67%	7 86%	10 80%
		Take-outs 3 58%	3 100%	6 79%
		Total 6 63%	10 90%	16 80%
1	JENTSCH Analena	Draws 1 100%	10 93%	11 93%
		Take-outs 1 100%	4 88%	5 90%
		Total 2 100%	14 91%	16 92%
A	KAPP Lena	Draws 0 -	0 -	0 -
		Take-outs 0 -	0 -	0 -
		Total 0 -	0 -	0 -
Team		Draws 9 78%	26 85%	35 83%
		Take-outs 14 71%	15 77%	29 74%
		Total 23 74%	41 82%	64 79%

TUR - Türkiye		↻	↺	Game
4	YILDIZ Dilsat	Draws 5 100%	5 65%	10 83%
		Take-outs 3 83%	3 67%	6 75%
		Total 8 94%	8 66%	16 80%
3	POLAT Oznur	Draws 5 65%	3 83%	8 72%
		Take-outs 4 100%	4 100%	8 100%
		Total 9 81%	7 93%	16 86%
2	CALIKUSU Ifayet Safak	Draws 1 100%	4 94%	5 95%
		Take-outs 6 79%	5 90%	11 84%
		Total 7 82%	9 92%	16 88%
1	SENGUL Berfin	Draws 10 80%	2 88%	12 81%
		Take-outs 3 100%	1 100%	4 100%
		Total 13 85%	3 92%	16 86%
A	POLAT Mihriban	Draws 0 -	0 -	0 -
		Take-outs 0 -	0 -	0 -
		Total 0 -	0 -	0 -
Team		Draws 21 82%	14 80%	35 81%
		Take-outs 16 89%	13 88%	29 89%
		Total 37 85%	27 84%	64 85%

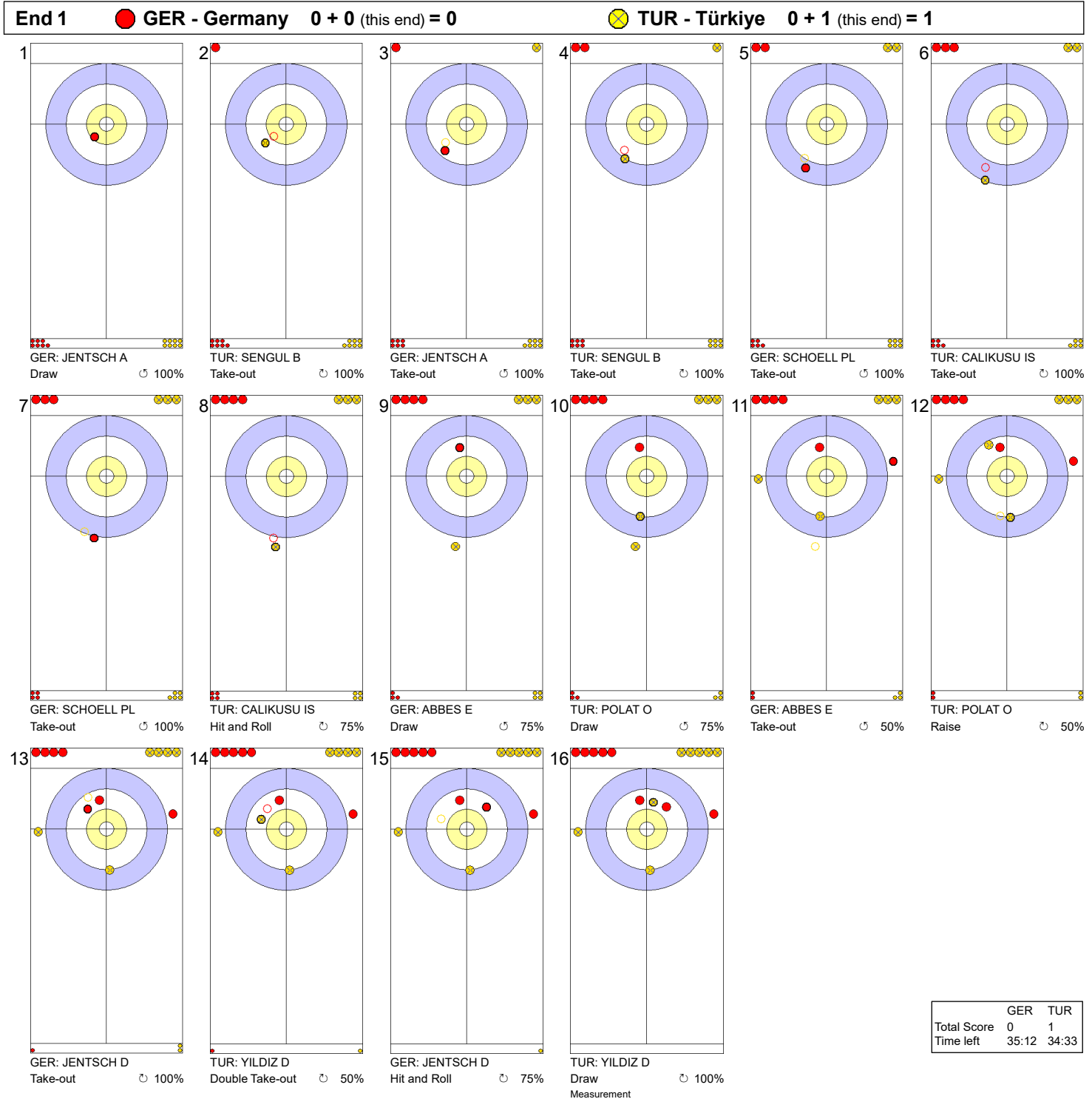
**Note:**  
Position and function for each team member:  
4 = Fourth, 3 = Third, 2 = Second, 1 = Lead, A = Alternate, S = Skip, V = Vice-Skip

**Legend:**  
↻ Clockwise      ↺ Counter-clockwise      LSFE(\*) Last Stone First End  
X Unplayed/unfinished end due to concession

THU 23 MAR 2023  
Start Time 9:00

Round Robin Session 15 - Sheet B

### Game - Shot by Shot

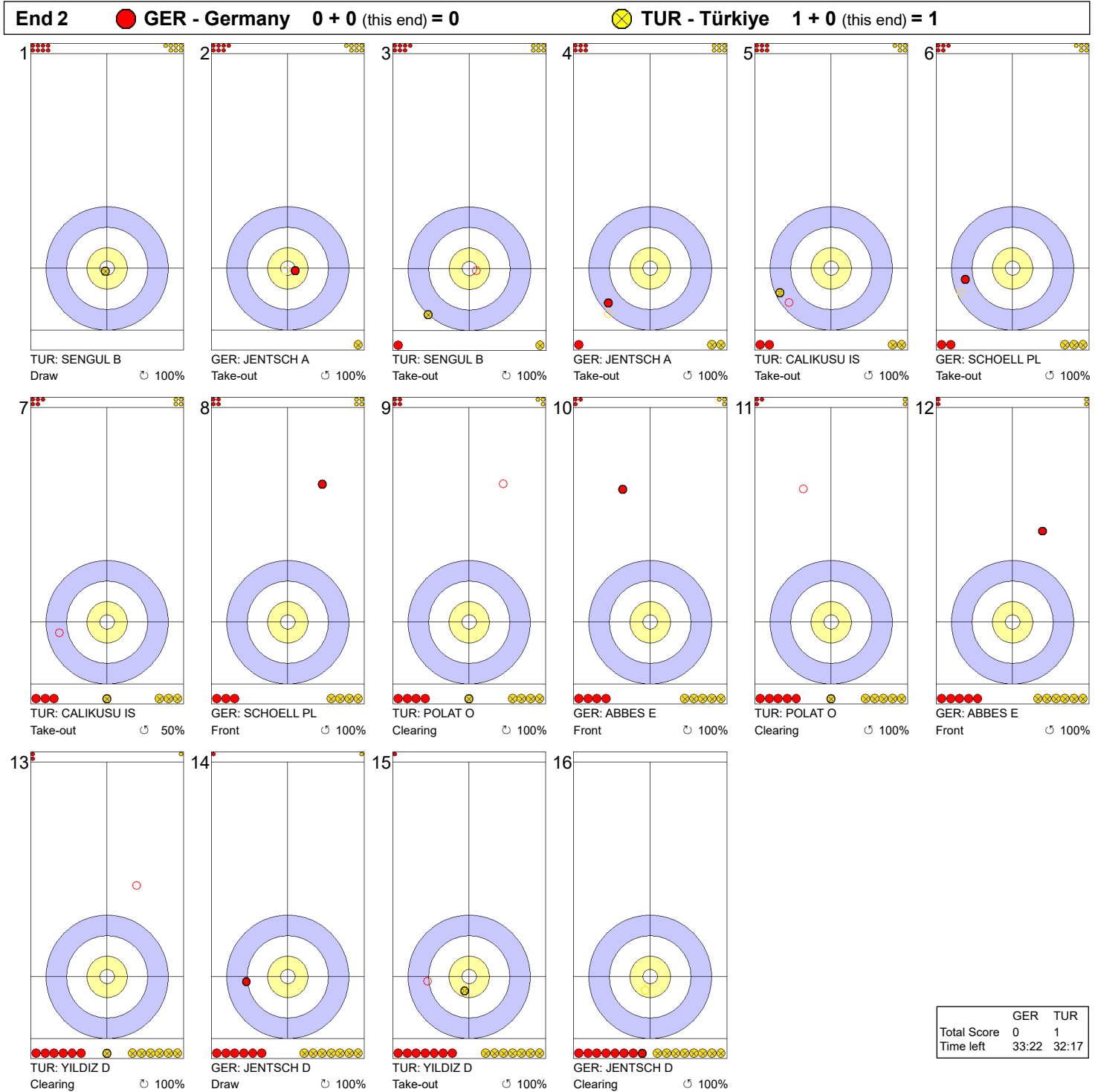


**Legend:**  
 ↻ Clockwise      ↺ Counter-clockwise      - Not considered

**THU 23 MAR 2023**  
**Start Time 9:00**

**Round Robin Session 15 - Sheet B**

**Game - Shot by Shot**




**Legend:**  
 ↻ Clockwise      ↺ Counter-clockwise      - Not considered

**THU 23 MAR 2023**  
 Start Time 9:00

**Round Robin Session 15 - Sheet B**

**Game - Shot by Shot**

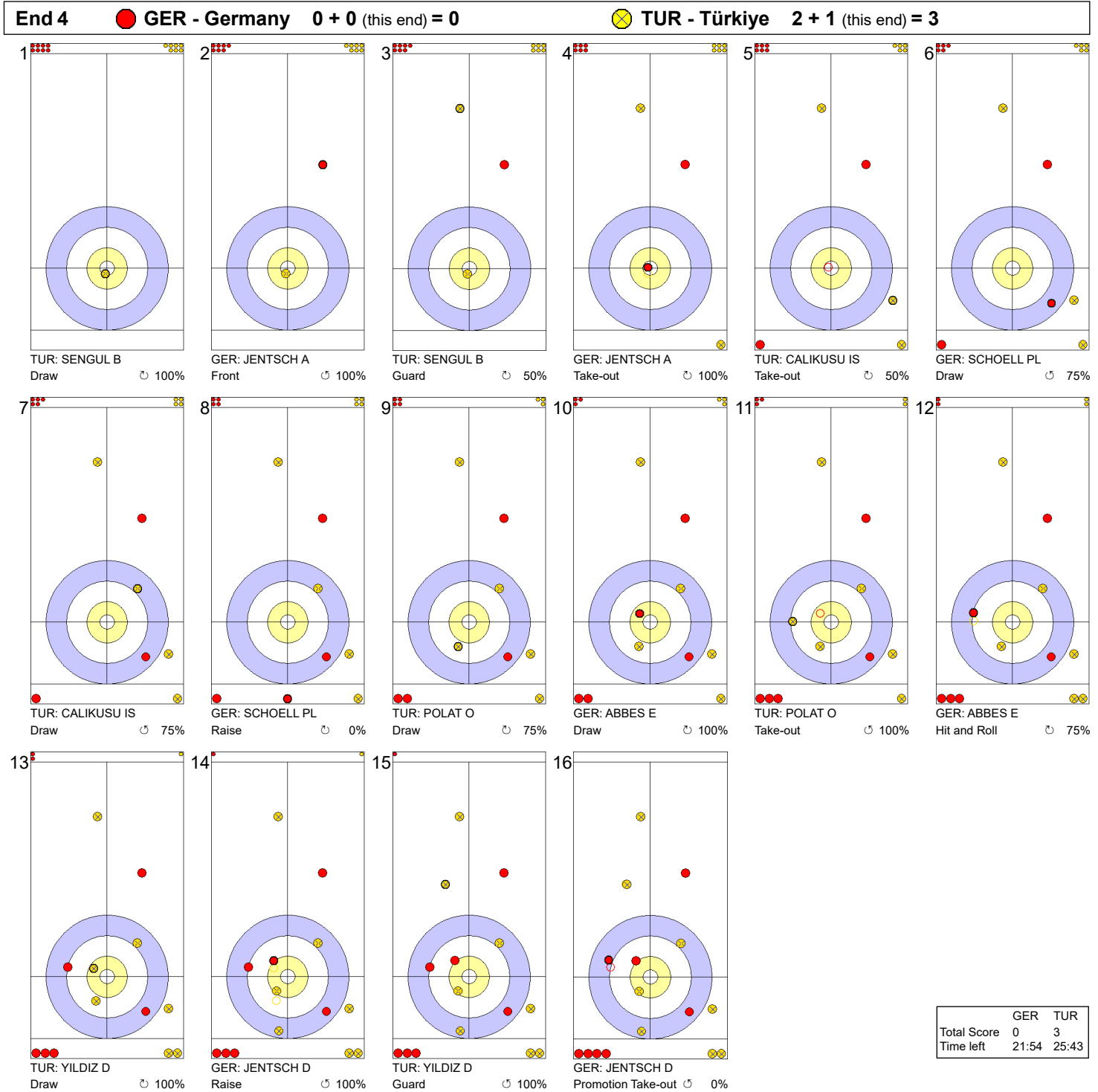


**Legend:**  
 ↻ Clockwise   ↺ Counter-clockwise   - Not considered

**THU 23 MAR 2023**  
 Start Time 9:00

**Round Robin Session 15 - Sheet B**

**Game - Shot by Shot**



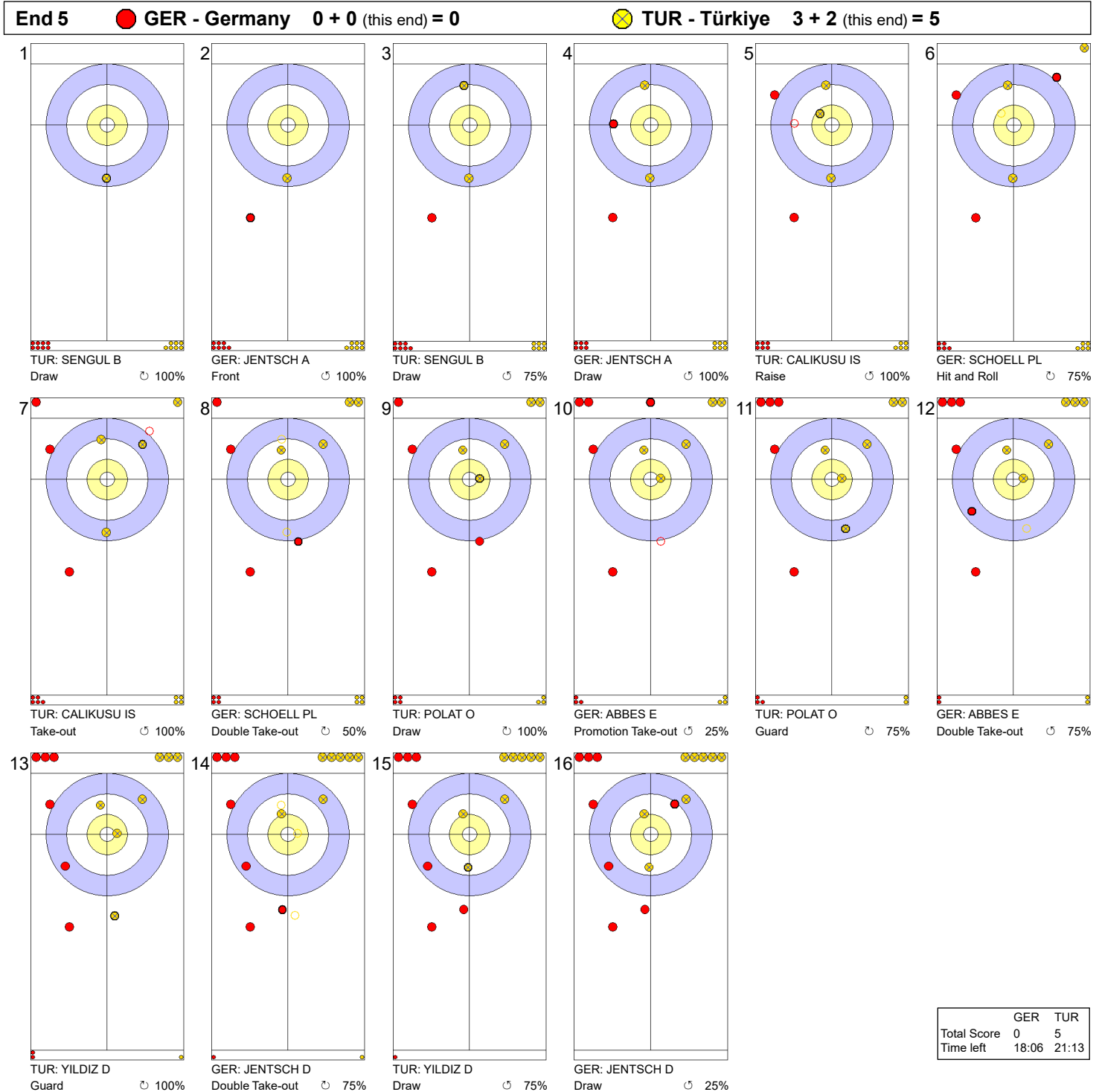
**Legend:**  
 ↻ Clockwise      ↺ Counter-clockwise      - Not considered



**THU 23 MAR 2023**  
 Start Time 9:00

**Round Robin Session 15 - Sheet B**

**Game - Shot by Shot**

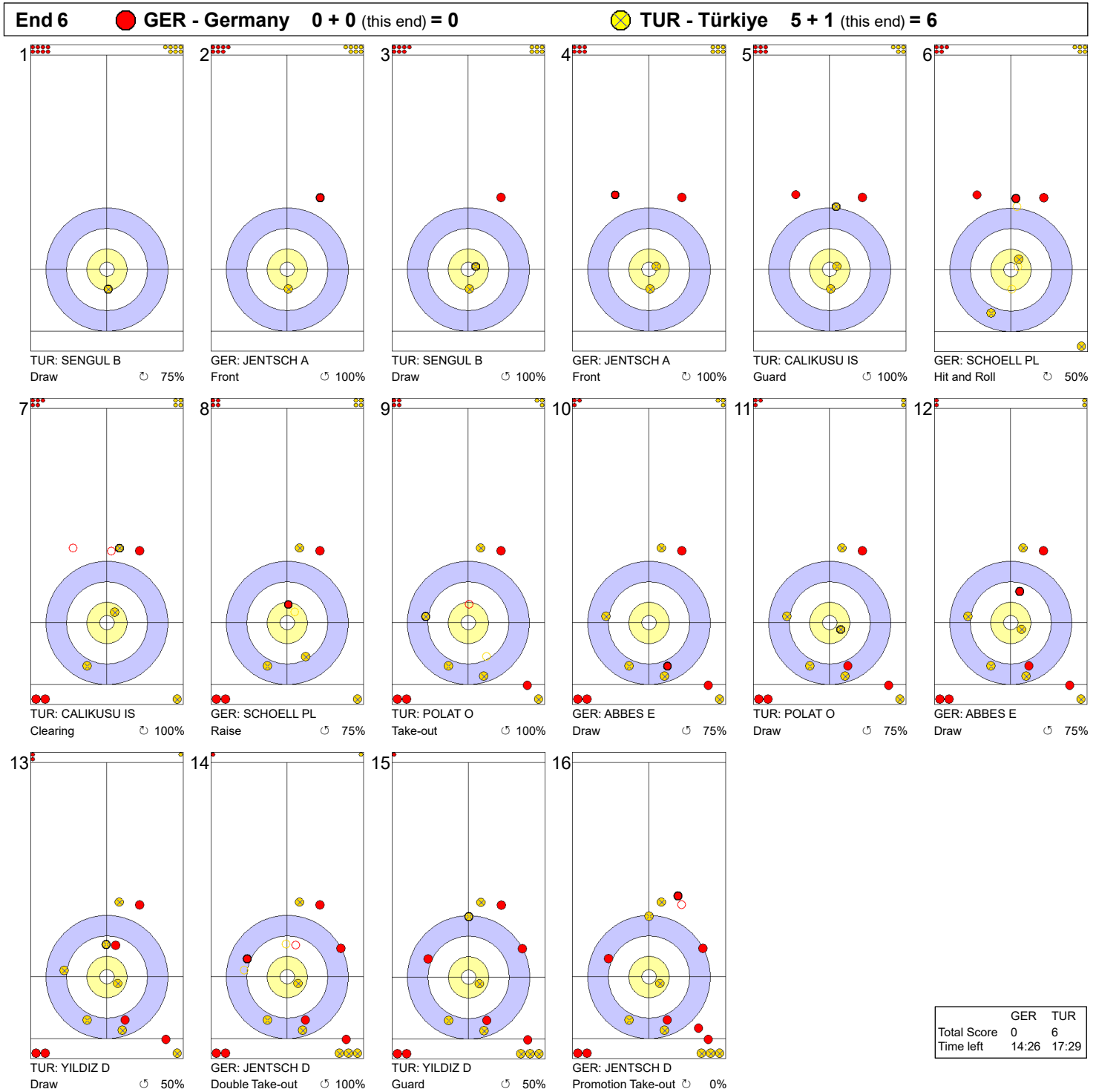


**Legend:**  
 ↻ Clockwise      ↺ Counter-clockwise      - Not considered

**THU 23 MAR 2023**  
 Start Time 9:00

**Round Robin Session 15 - Sheet B**

**Game - Shot by Shot**

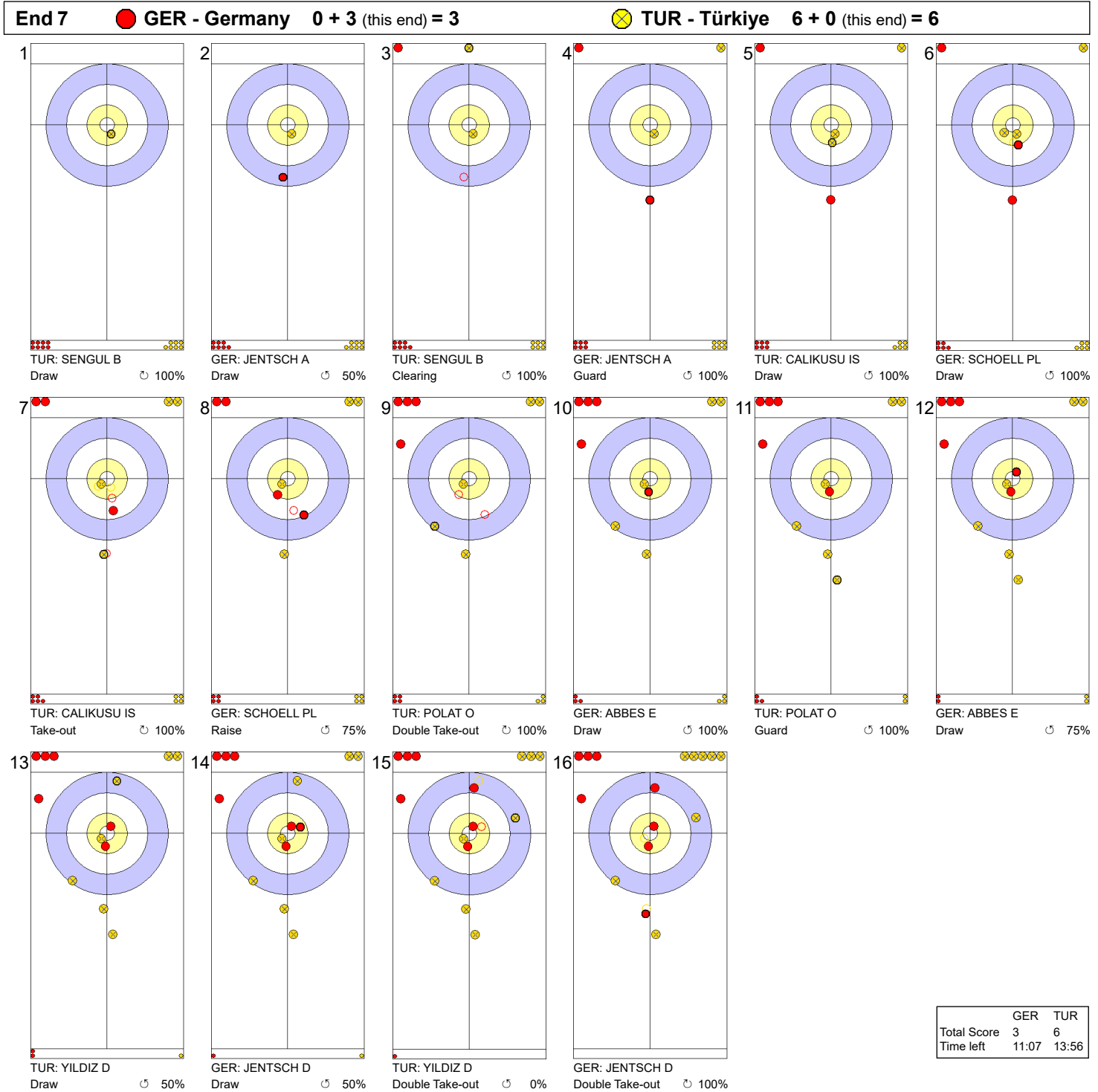


**Legend:**  
 ↻ Clockwise      ↺ Counter-clockwise      - Not considered

THU 23 MAR 2023  
Start Time 9:00

Round Robin Session 15 - Sheet B

Game - Shot by Shot

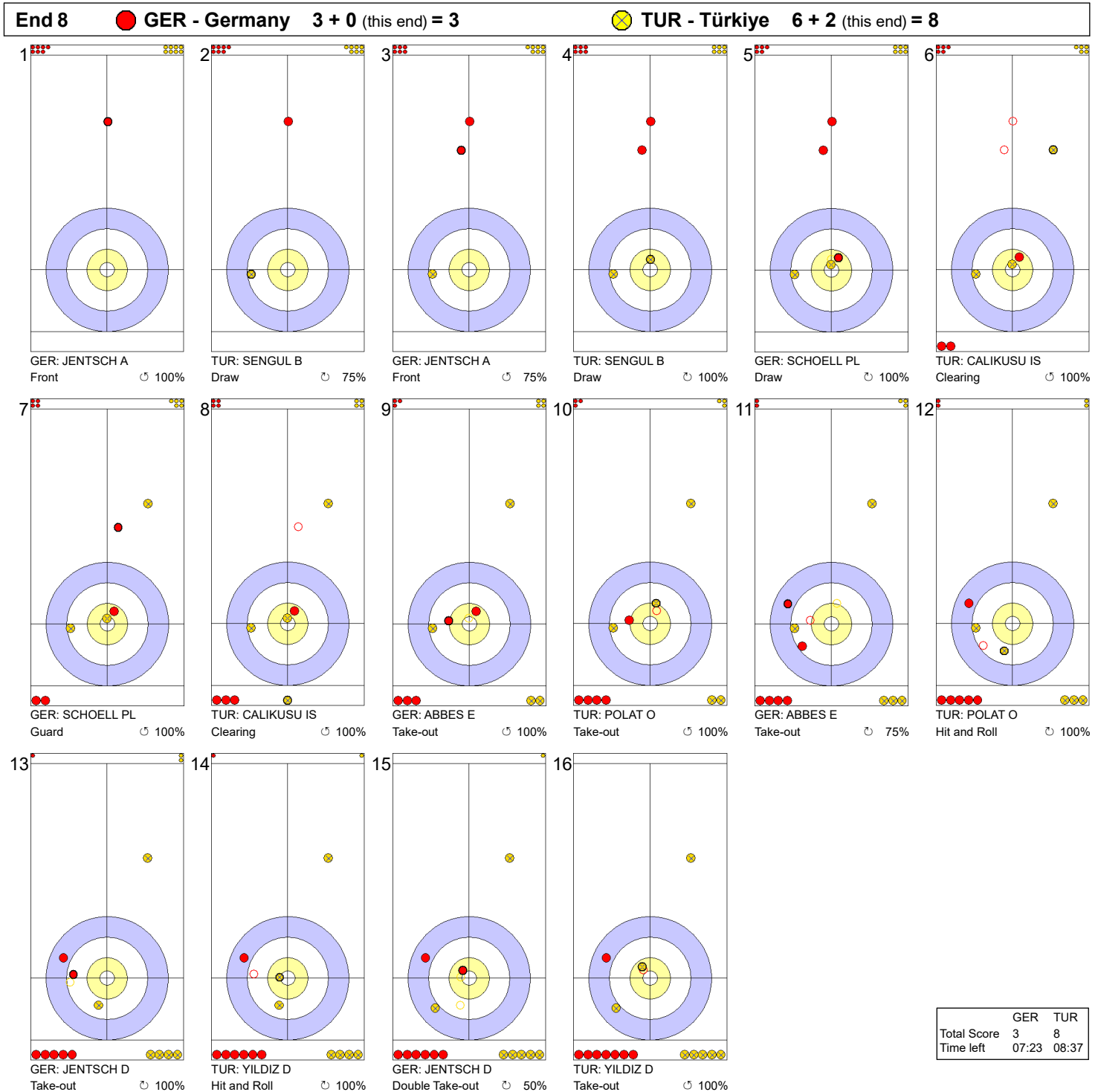


**Legend:**  
 ↻ Clockwise      ↺ Counter-clockwise      - Not considered

**THU 23 MAR 2023**  
 Start Time 9:00

**Round Robin Session 15 - Sheet B**

**Game - Shot by Shot**



**Legend:**  
 ↻ Clockwise      ↺ Counter-clockwise      - Not considered

THU 23 MAR 2023  
Start Time 9:00

Round Robin Session 15 - Sheet C

## Game Results

Sheet	Game	Team	LSFE	1	2	3	4	5	6	7	8	9	10	Extra Ends	Total
C	9	JPN - Japan	*	0	0	1	0	3	0	2	0	1	X		7
	9	KOR - Korea		0	0	0	1	0	1	0	2	0	X		4

JPN - Japan		Shot Success	Game	All
4 S	FUJISAWA Satsuki	84%		72%
3 V	YOSHIDA Chinami	78%		80%
2	SUZUKI Yumi	90%		79%
1	YOSHIDA Yurika	80%		85%
A	ISHIZAKI Kotomi	-		-
Team Total		83%		79%

KOR - Korea		Shot Success	Game	All
4 S	HA Seungyoun	79%		73%
3 V	KIM Hyerin	73%		78%
2	YANG Taei	86%		80%
1	KIM Sujin	80%		89%
A	-	-		-
Team Total		79%		80%

Last Stone Draw		Distance
⌚	FUJISAWA Satsuki	52.0cm
⌚	YOSHIDA Yurika	23.7cm
<b>Total</b>		<b>75.7cm</b>

Last Stone Draw		Distance
⌚	KIM Sujin	46.8cm
⌚	KIM Hyerin	40.0cm
<b>Total</b>		<b>86.8cm</b>

Time remaining: 7 minutes 32 seconds

Time-out: End 10 - JPN stone 5

Time remaining: 0 minutes 41 seconds

Time-out: End 8 - KOR stone 6

## Shot Success Analysis

JPN - Japan		⌚	⌚	Game
4	FUJISAWA Satsuki	Draws	4 81%	0 - 4 81%
		Take-outs	10 83%	6 88% 16 84%
		Total	14 82%	6 88% 20 84%
3	YOSHIDA Chinami	Draws	4 63%	2 75% 6 67%
		Take-outs	6 92%	8 75% 14 82%
		Total	10 80%	10 75% 20 78%
2	SUZUKI Yumi	Draws	4 69%	3 100% 7 82%
		Take-outs	4 100%	9 92% 13 94%
		Total	8 84%	12 94% 20 90%
1	YOSHIDA Yurika	Draws	5 75%	12 79% 17 78%
		Take-outs	1 75%	2 100% 3 92%
		Total	6 75%	14 82% 20 80%
A	ISHIZAKI Kotomi	Draws	0 -	0 - 0 -
		Take-outs	0 -	0 - 0 -
		Total	0 -	0 - 0 -
Team		Draws	17 72%	17 82% 34 77%
		Take-outs	21 88%	25 86% 46 87%
		Total	38 81%	42 85% 80 83%

KOR - Korea		⌚	⌚	Game
4	HA Seungyoun	Draws	5 90%	1 75% 6 88%
		Take-outs	7 82%	6 67% 13 75%
		Total	12 85%	7 68% 19 79%
3	KIM Hyerin	Draws	5 85%	3 58% 8 75%
		Take-outs	8 69%	4 75% 12 71%
		Total	13 75%	7 68% 20 73%
2	YANG Taei	Draws	7 82%	1 100% 8 84%
		Take-outs	2 100%	9 83% 11 86%
		Total	9 86%	10 85% 19 86%
1	KIM Sujin	Draws	16 83%	2 88% 18 83%
		Take-outs	0 -	2 50% 2 50%
		Total	16 83%	4 69% 20 80%
A	-	Draws	0 -	0 - 0 -
		Take-outs	0 -	0 - 0 -
		Total	0 -	0 - 0 -
Team		Draws	33 84%	7 75% 40 83%
		Take-outs	17 78%	21 74% 38 76%
		Total	50 82%	28 74% 78 79%

### Note:

Position and function for each team member:

4 = Fourth, 3 = Third, 2 = Second, 1 = Lead, A = Alternate, S = Skip, V = Vice-Skip

### Legend:

⌚ Clockwise

⌚ Counter-clockwise


LSFE(\*) Last Stone First End

X Unplayed/unfinished end due to concession

THU 23 MAR 2023  
Start Time 9:00

Round Robin Session 15 - Sheet C

Game - Shot by Shot



**Legend:**  
 ↻ Clockwise      ↺ Counter-clockwise      - Not considered



**THU 23 MAR 2023**  
 Start Time 9:00

**Round Robin Session 15 - Sheet C**

**Game - Shot by Shot**



**Legend:**  
 ↻ Clockwise      ↺ Counter-clockwise      - Not considered



**THU 23 MAR 2023**  
 Start Time 9:00

**Round Robin Session 15 - Sheet C**

**Game - Shot by Shot**

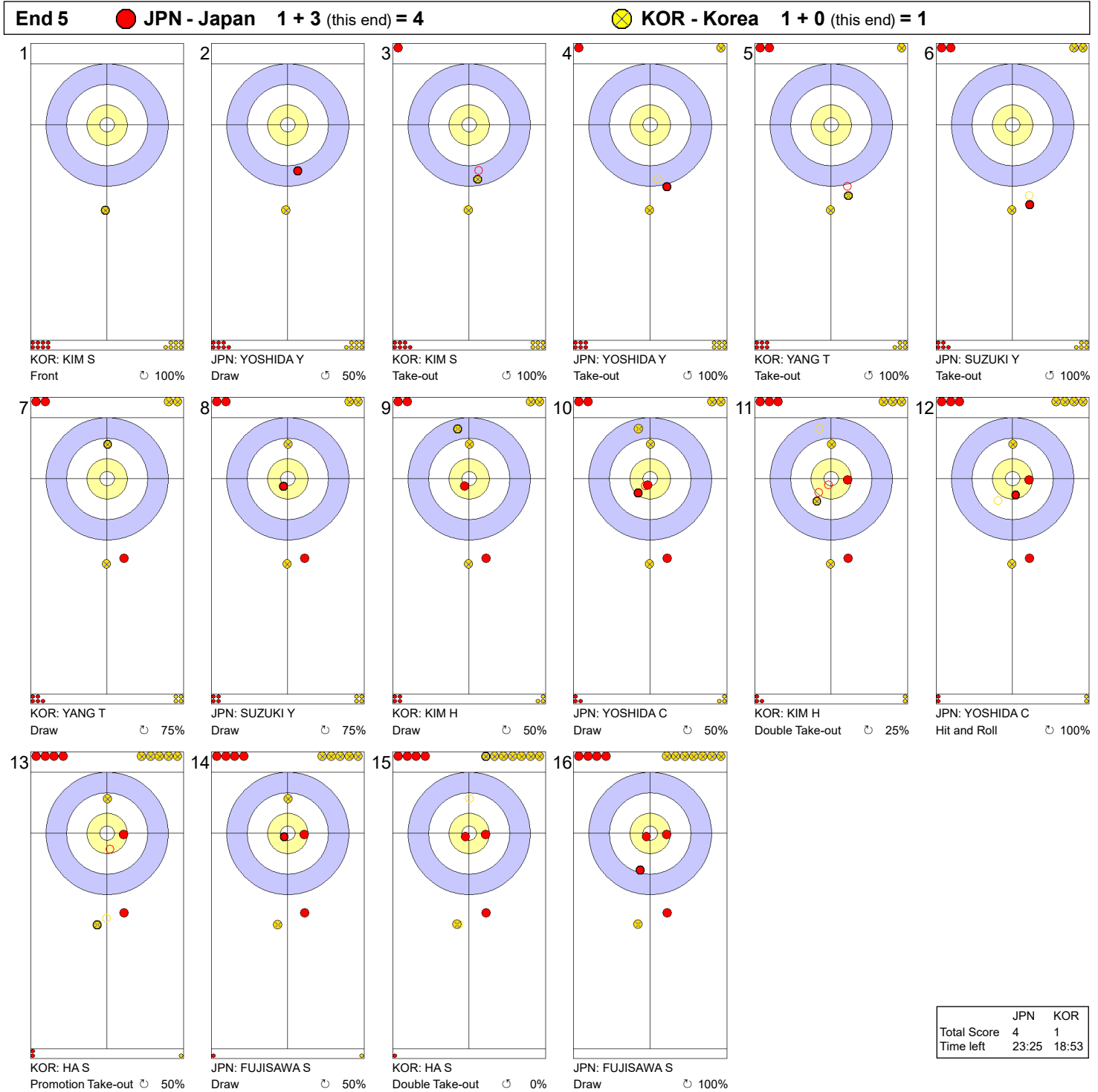


**Legend:**  
 ↻ Clockwise      ↺ Counter-clockwise      - Not considered

**THU 23 MAR 2023**  
 Start Time 9:00

**Round Robin Session 15 - Sheet C**

**Game - Shot by Shot**

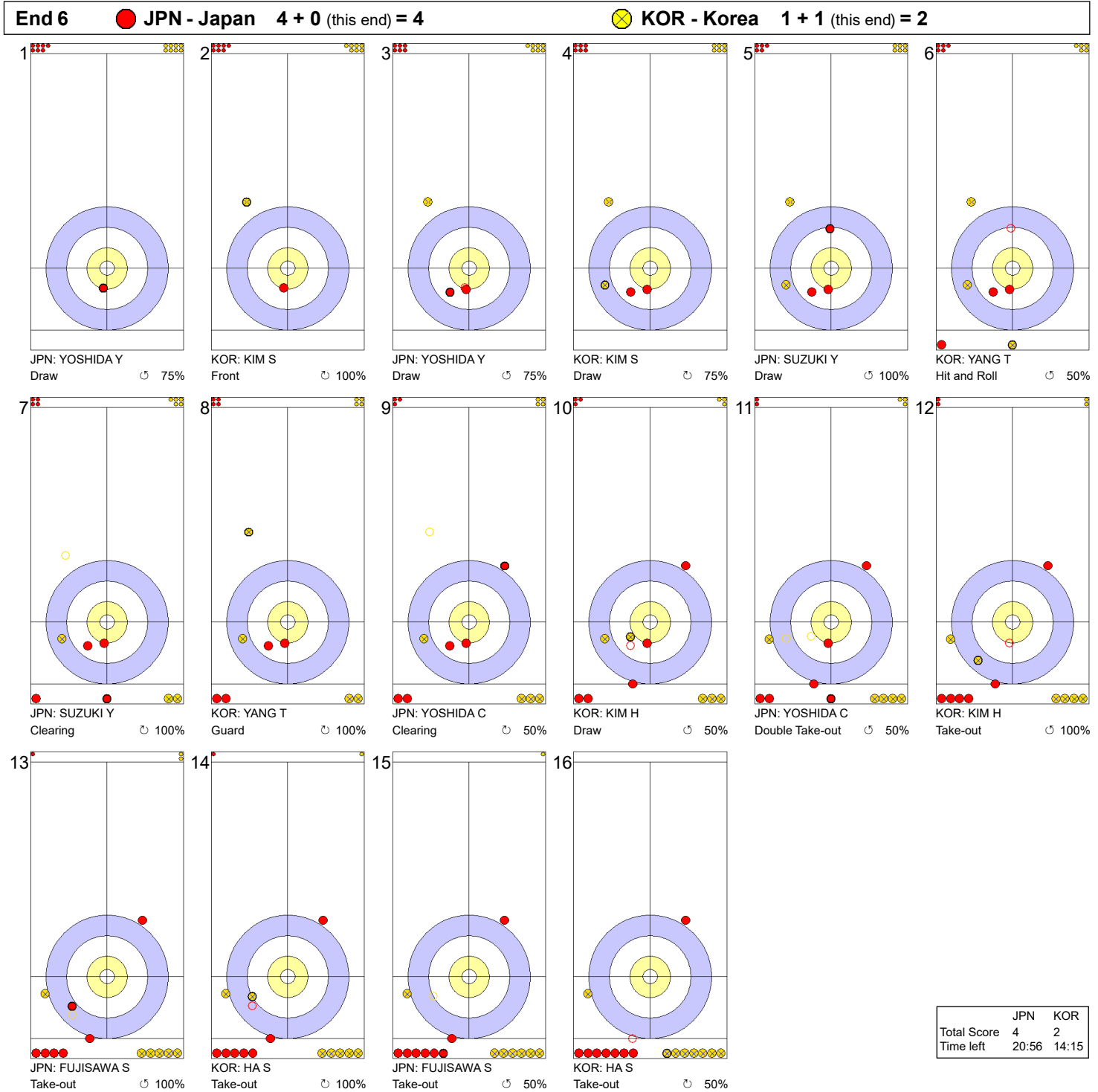


**Legend:**  
 ↻ Clockwise      ↺ Counter-clockwise      - Not considered

**THU 23 MAR 2023**  
**Start Time 9:00**

**Round Robin Session 15 - Sheet C**

**Game - Shot by Shot**

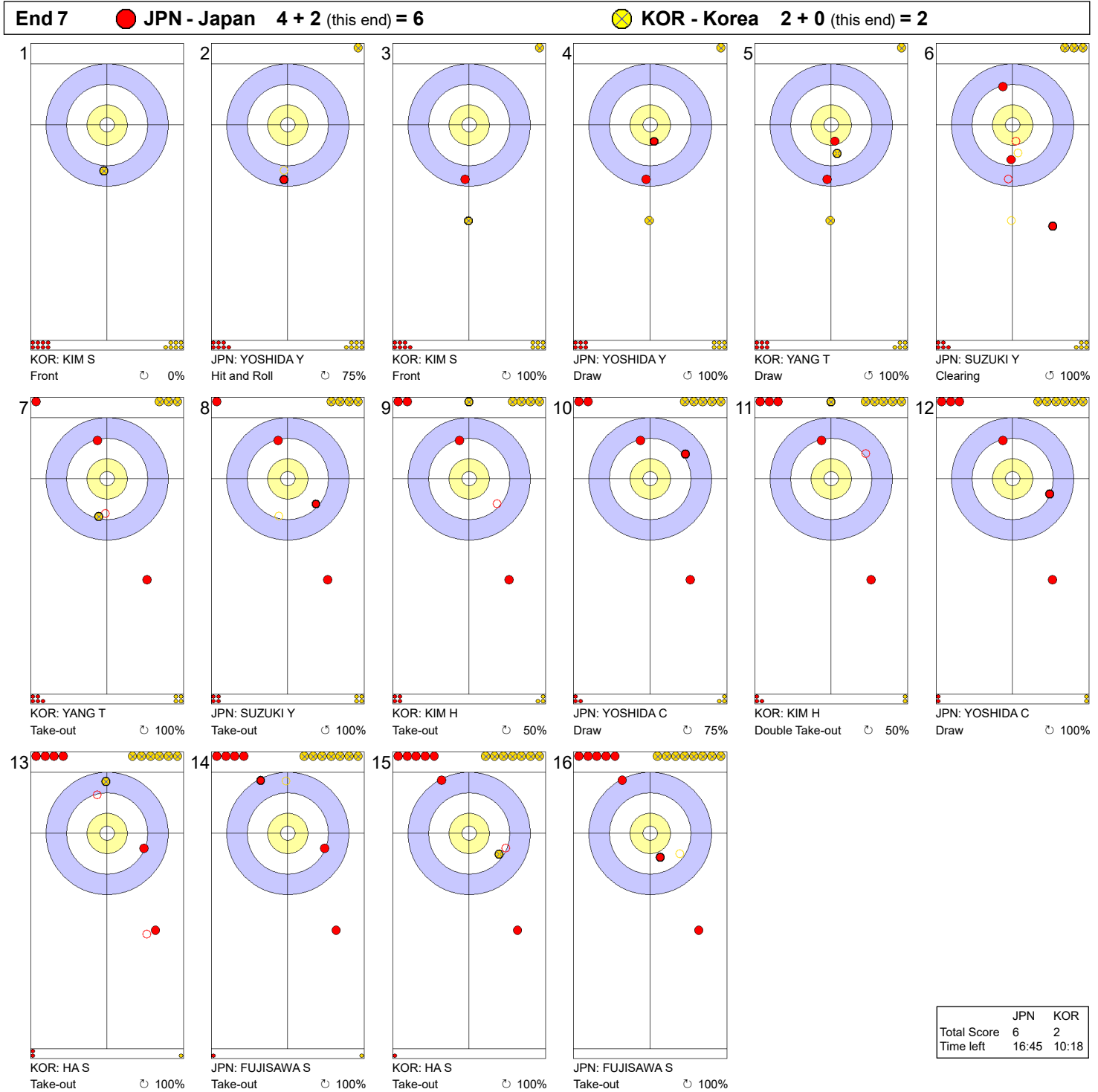


**Legend:**  
 ↻ Clockwise      ↺ Counter-clockwise      - Not considered

**THU 23 MAR 2023**  
 Start Time 9:00

**Round Robin Session 15 - Sheet C**

**Game - Shot by Shot**

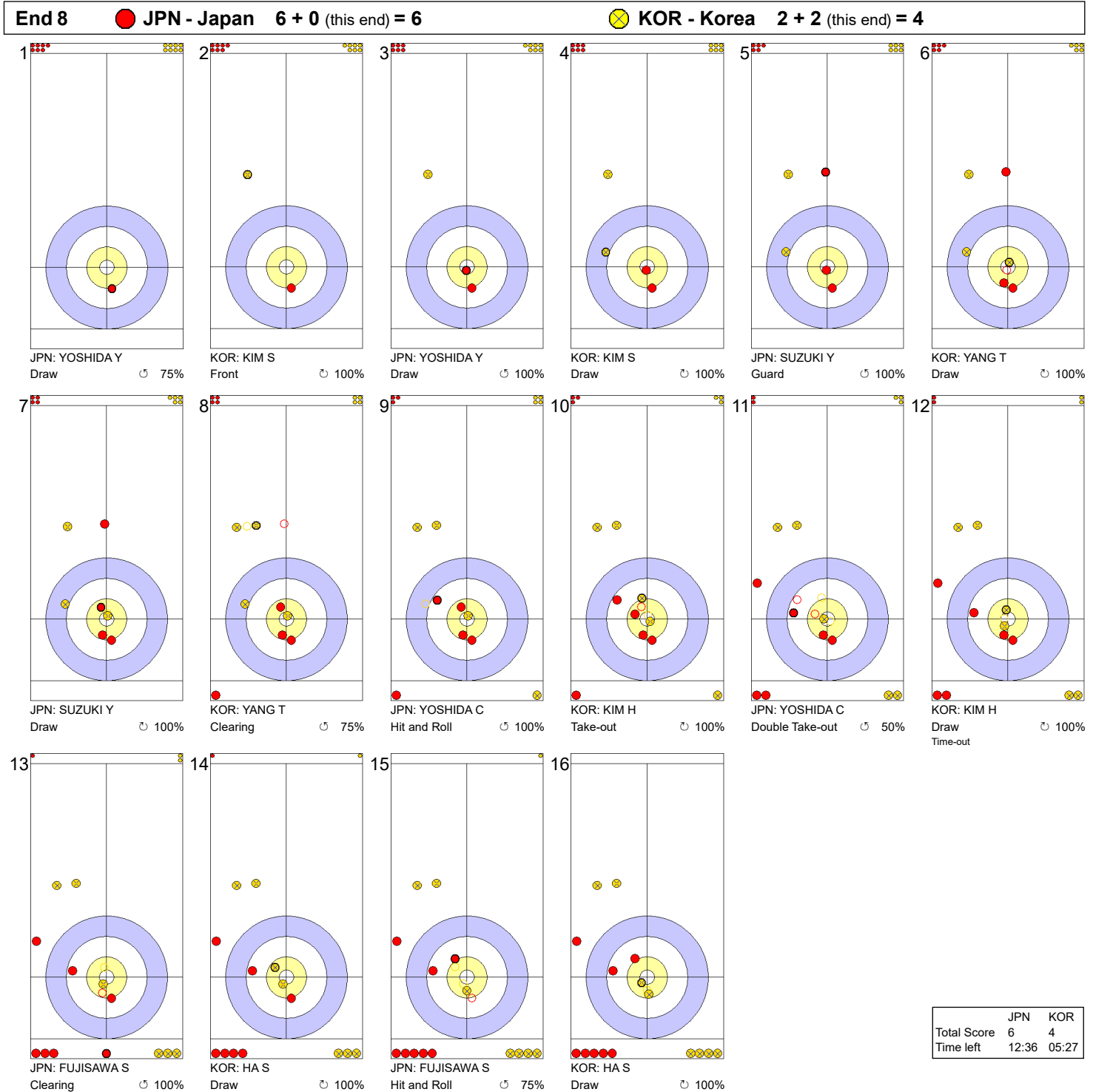


**Legend:**  
 ↻ Clockwise      ↺ Counter-clockwise      - Not considered

**THU 23 MAR 2023**  
 Start Time 9:00

**Round Robin Session 15 - Sheet C**

**Game - Shot by Shot**

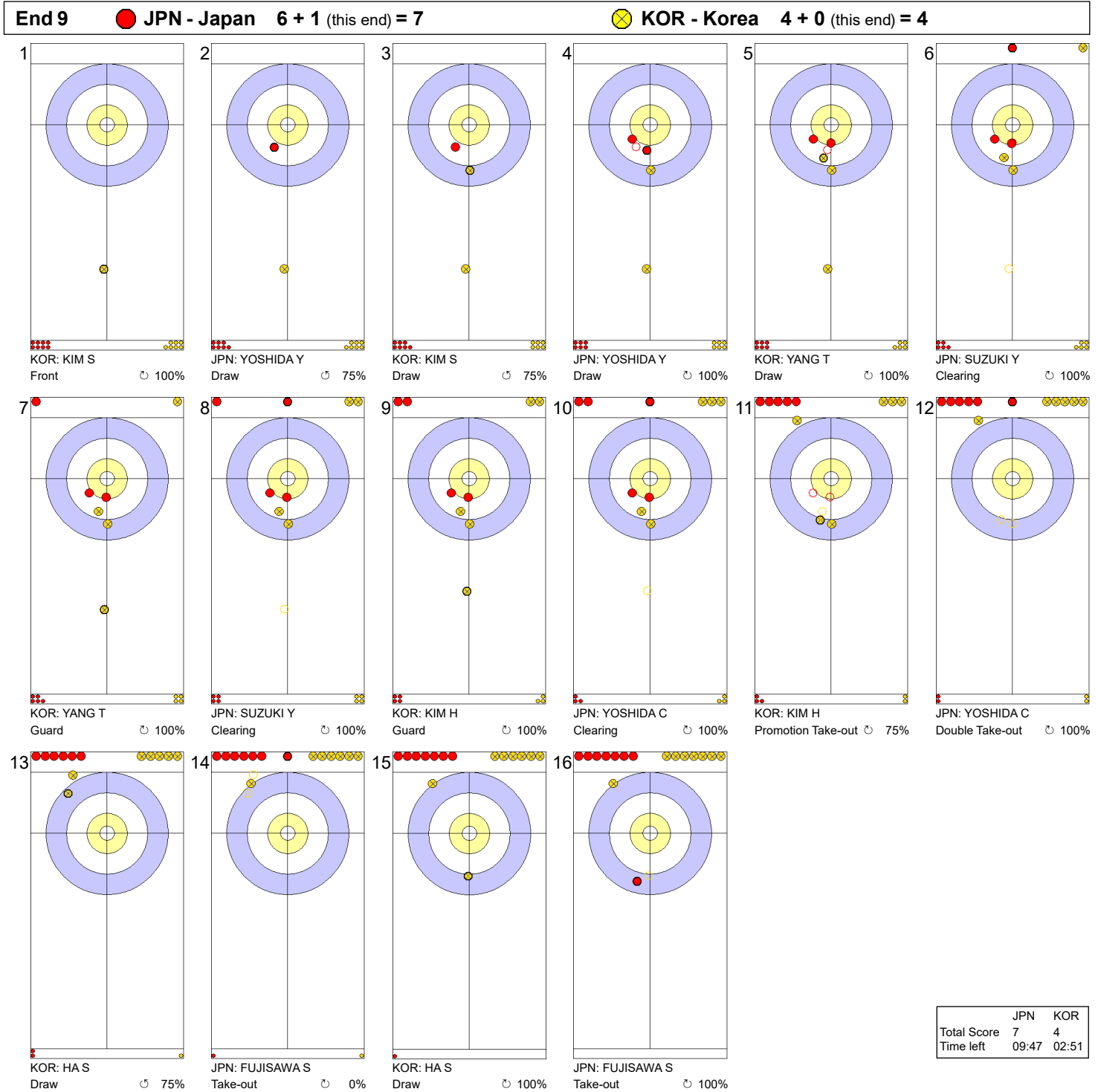


**Legend:**  
 ⌚ Clockwise      ⌚ Counter-clockwise      - Not considered

**THU 23 MAR 2023**  
 Start Time 9:00

**Round Robin Session 15 - Sheet C**

**Game - Shot by Shot**

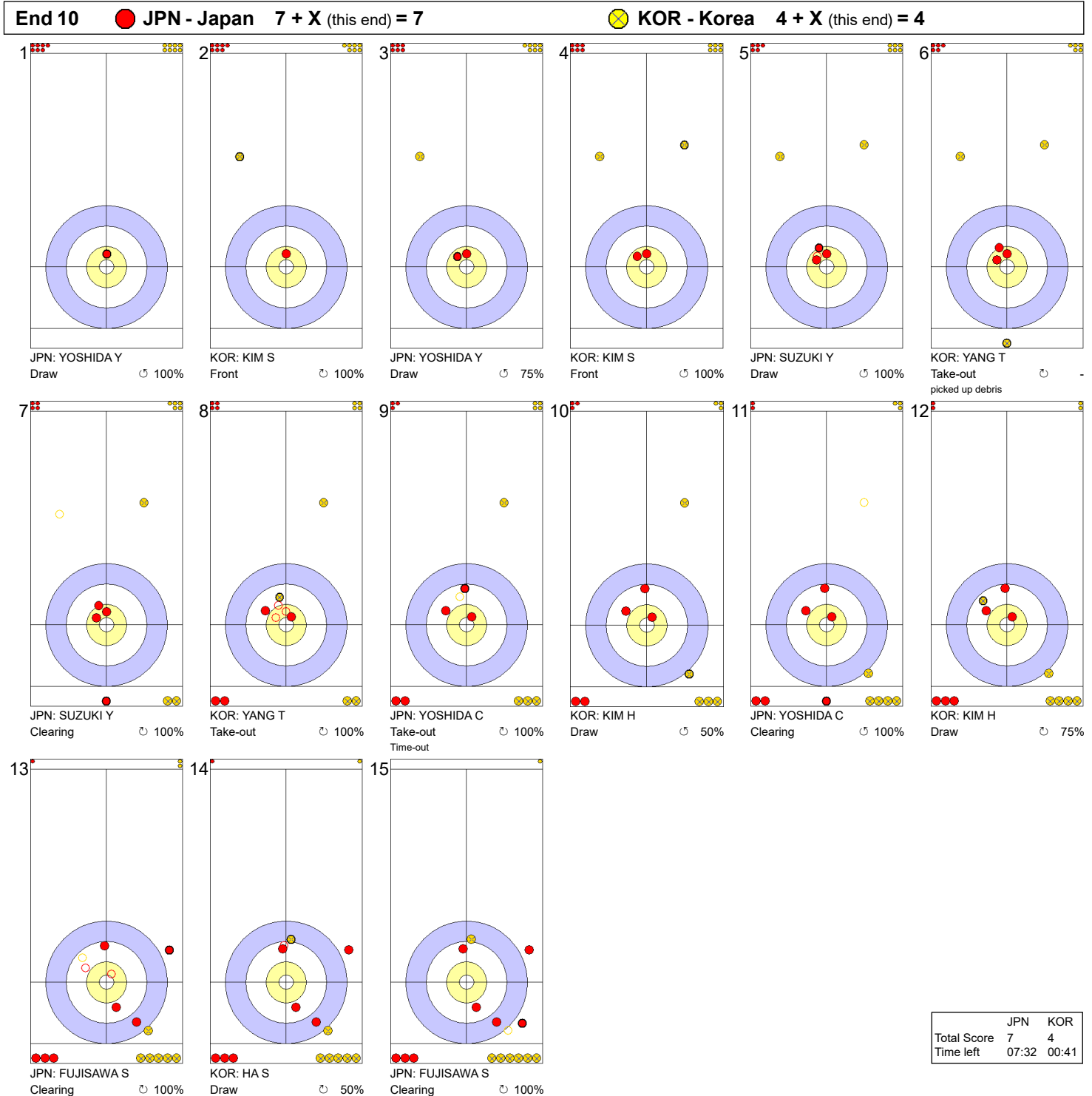


**Legend:**  
 ↻ Clockwise      ↺ Counter-clockwise      - Not considered

**THU 23 MAR 2023**  
**Start Time 9:00**

**Round Robin Session 15 - Sheet C**

**Game - Shot by Shot**



**Legend:**  
 ↻ Clockwise      ↺ Counter-clockwise      - Not considered  
 X Unfinished end due to concession

THU 23 MAR 2023  
Start Time 9:00

Round Robin Session 15 - Sheet D

## Game Results

Sheet	Game	Team	LSFE	1	2	3	4	5	6	7	8	9	10	Extra Ends	Total
D	9	SWE - Sweden	*	2	0	2	0	1	0	2	0	2	X		9
	9	SCO - Scotland		0	2	0	2	0	1	0	1	0	X		6

SWE - Sweden		Shot Success	Game	All
4 S	HASSELBORG Anna	86%		77%
3 V	McMANUS Sara	84%		82%
2	KNOCHENHAUER Agnes	66%		82%
1	MABERGS Sofia	79%		83%
A	HELDIN Johanna	-		-
Team Total		79%		81%

SCO - Scotland		Shot Success	Game	All
4 S	MORRISON Rebecca	78%		73%
3	DODDS Jennifer	76%		80%
2	SINCLAIR Sophie	75%		74%
1 V	JACKSON Sophie	90%		86%
A	AITKEN Gina	-		72%
Team Total		80%		77%

Last Stone Draw		Distance
⌚	McMANUS Sara	10.8cm
⌚	KNOCHENHAUER Agnes	52.4cm
<b>Total</b>		<b>63.2cm</b>

Last Stone Draw		Distance
⌚	SINCLAIR Sophie	199.6cm
⌚	MORRISON Rebecca	199.6cm
<b>Total</b>		<b>399.2cm</b>

Time remaining: 0 minutes 38 seconds

Time-out: End 3 - SWE stone 6

Time remaining: 1 minute 20 seconds

Time-out: End 7 - SCO stone 8

## Shot Success Analysis

SWE - Sweden		⌚	⌚	Game
4	HASSELBORG Anna	Draws 4 75%	2 100%	6 83%
		Take-outs 8 88%	6 88%	14 88%
		Total 12 83%	8 91%	20 86%
3	McMANUS Sara	Draws 2 63%	1 25%	3 50%
		Take-outs 8 94%	9 86%	17 90%
		Total 10 88%	10 80%	20 84%
2	KNOCHENHAUER Agnes	Draws 2 25%	1 75%	3 42%
		Take-outs 7 46%	9 89%	16 70%
		Total 9 42%	10 88%	19 66%
1	MABERGS Sofia	Draws 2 88%	16 75%	18 76%
		Take-outs 1 100%	1 100%	2 100%
		Total 3 92%	17 76%	20 79%
A	HELDIN Johanna	Draws 0 -	0 -	0 -
		Take-outs 0 -	0 -	0 -
		Total 0 -	0 -	0 -
Team		Draws 10 65%	20 75%	30 72%
		Take-outs 24 78%	25 88%	49 83%
		Total 34 74%	45 82%	79 79%

SCO - Scotland		⌚	⌚	Game
4	MORRISON Rebecca	Draws 5 80%	5 85%	10 83%
		Take-outs 7 79%	2 50%	9 72%
		Total 12 79%	7 75%	19 78%
3	DODDS Jennifer	Draws 11 82%	3 50%	14 75%
		Take-outs 3 75%	3 83%	6 79%
		Total 14 80%	6 67%	20 76%
2	SINCLAIR Sophie	Draws 11 91%	1 100%	12 92%
		Take-outs 2 50%	6 50%	8 50%
		Total 13 85%	7 57%	20 75%
1	JACKSON Sophie	Draws 18 90%	1 100%	19 91%
		Take-outs 1 75%	0 -	1 75%
		Total 19 89%	1 100%	20 90%
A	AITKEN Gina	Draws 0 -	0 -	0 -
		Take-outs 0 -	0 -	0 -
		Total 0 -	0 -	0 -
Team		Draws 45 87%	10 78%	55 85%
		Take-outs 13 73%	11 59%	24 67%
		Total 58 84%	21 68%	79 80%

**Note:**  
Position and function for each team member:  
4 = Fourth, 3 = Third, 2 = Second, 1 = Lead, A = Alternate, S = Skip, V = Vice-Skip

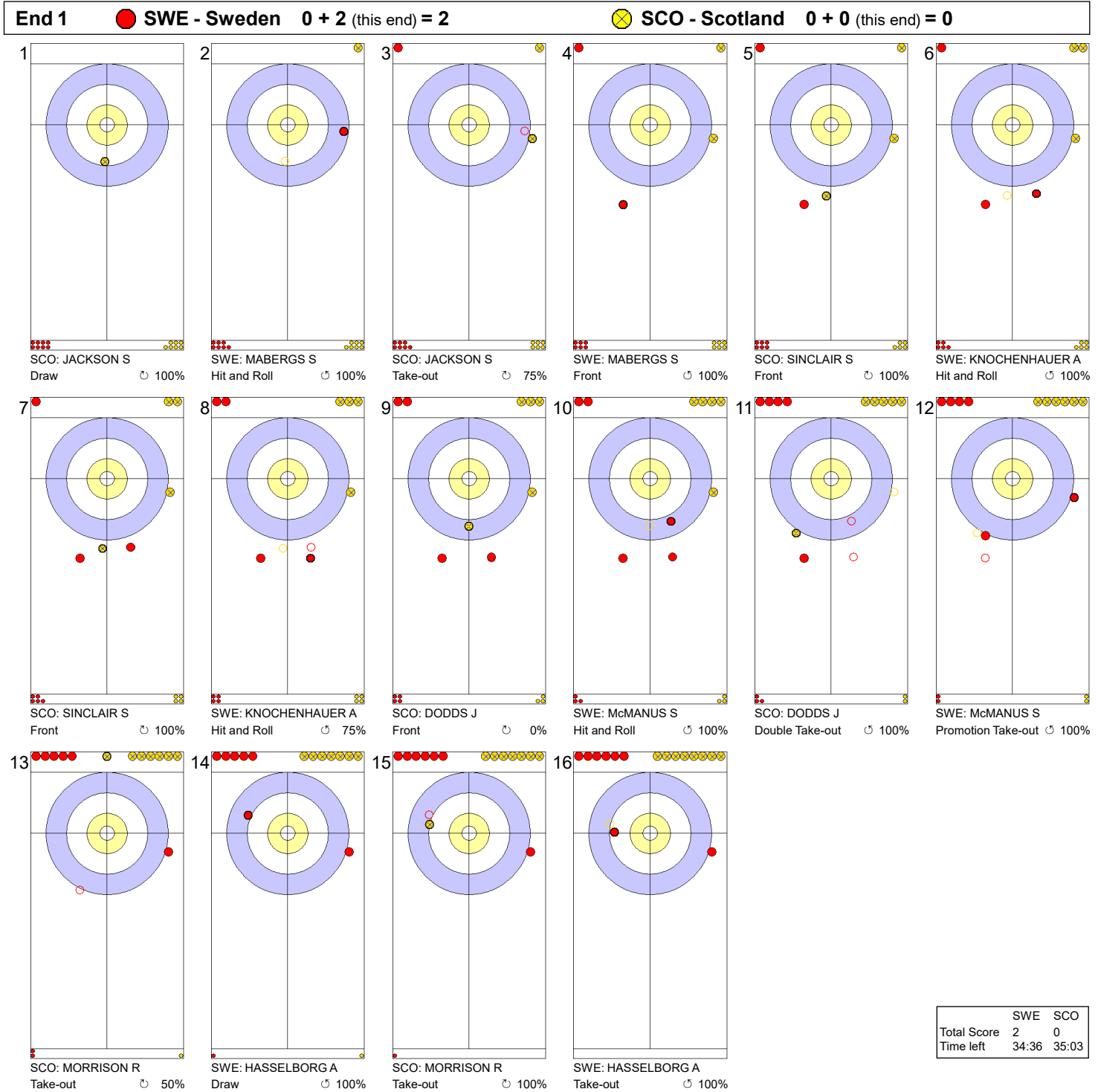
**Legend:**  
⌚ Clockwise      ⌚ Counter-clockwise      LSFE(\*) Last Stone First End  
X Unplayed/unfinished end due to concession



**THU 23 MAR 2023**  
 Start Time 9:00

**Round Robin Session 15 - Sheet D**

**Game - Shot by Shot**

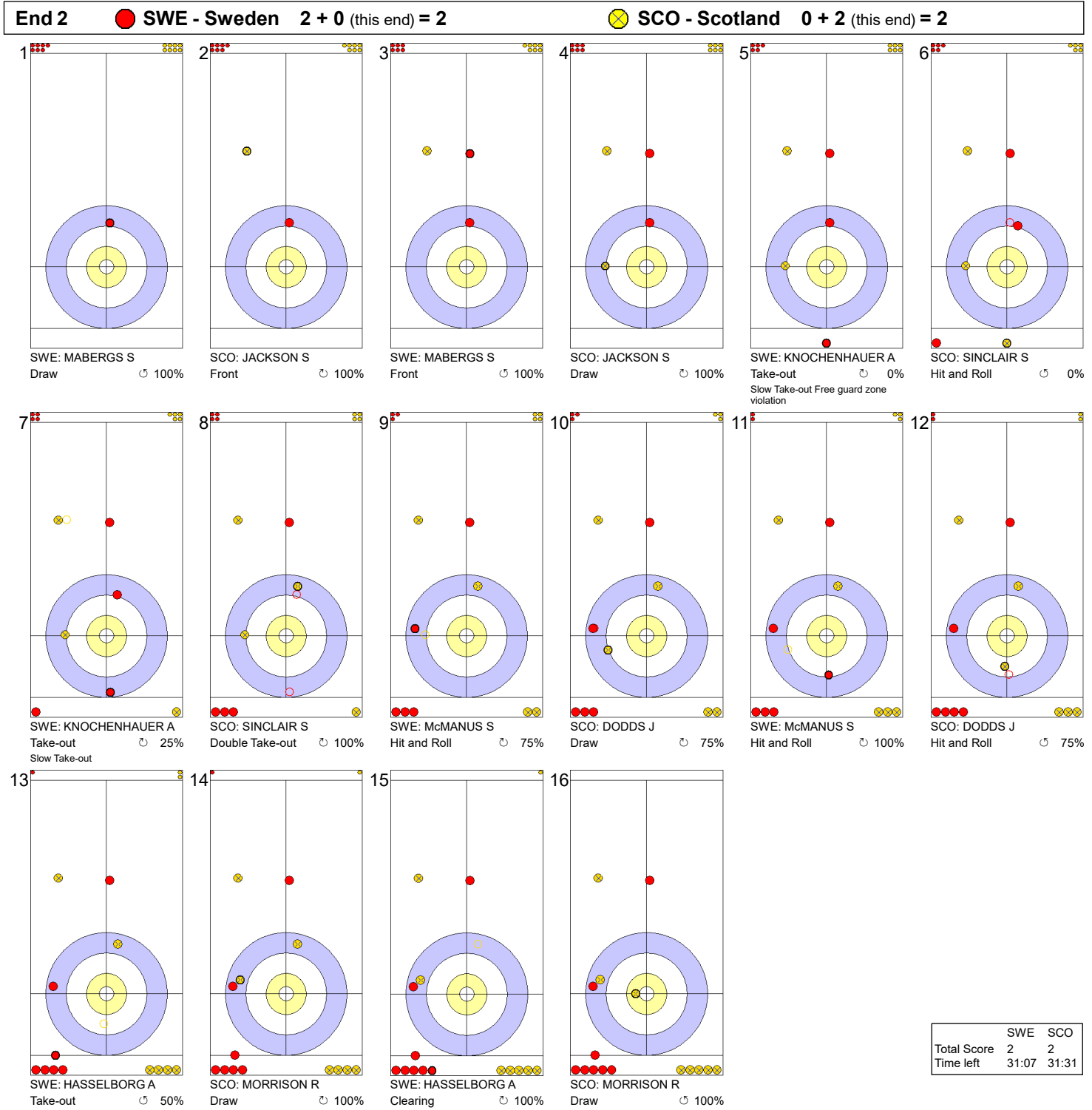




**Legend:**  
 ↻ Clockwise                      ↺ Counter-clockwise                      - Not considered

**THU 23 MAR 2023**  
 Start Time 9:00

**Round Robin Session 15 - Sheet D**

**Game - Shot by Shot**

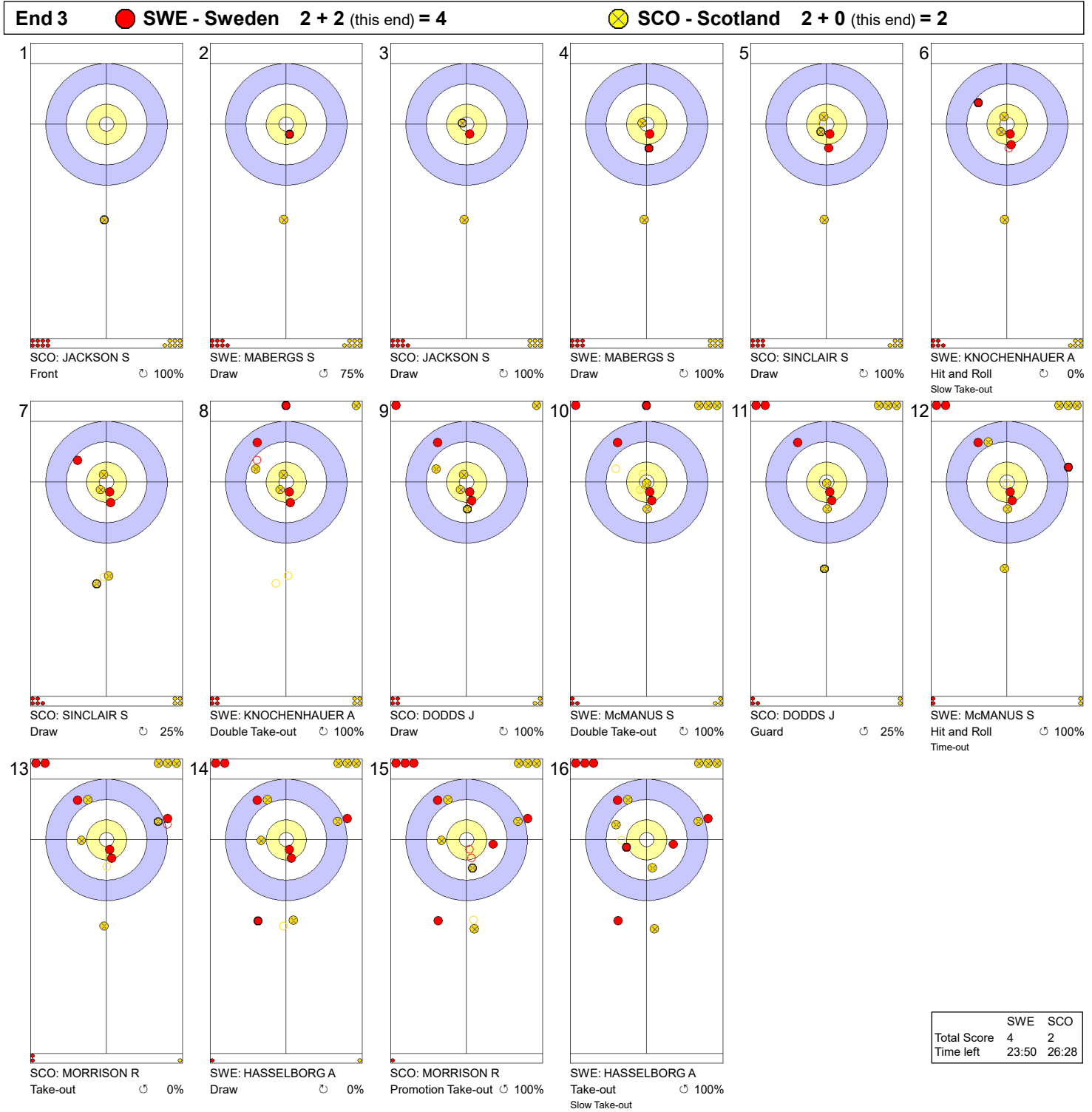


**Legend:**  
 Clockwise     
  Counter-clockwise     
 - Not considered

THU 23 MAR 2023  
Start Time 9:00

Round Robin Session 15 - Sheet D

Game - Shot by Shot

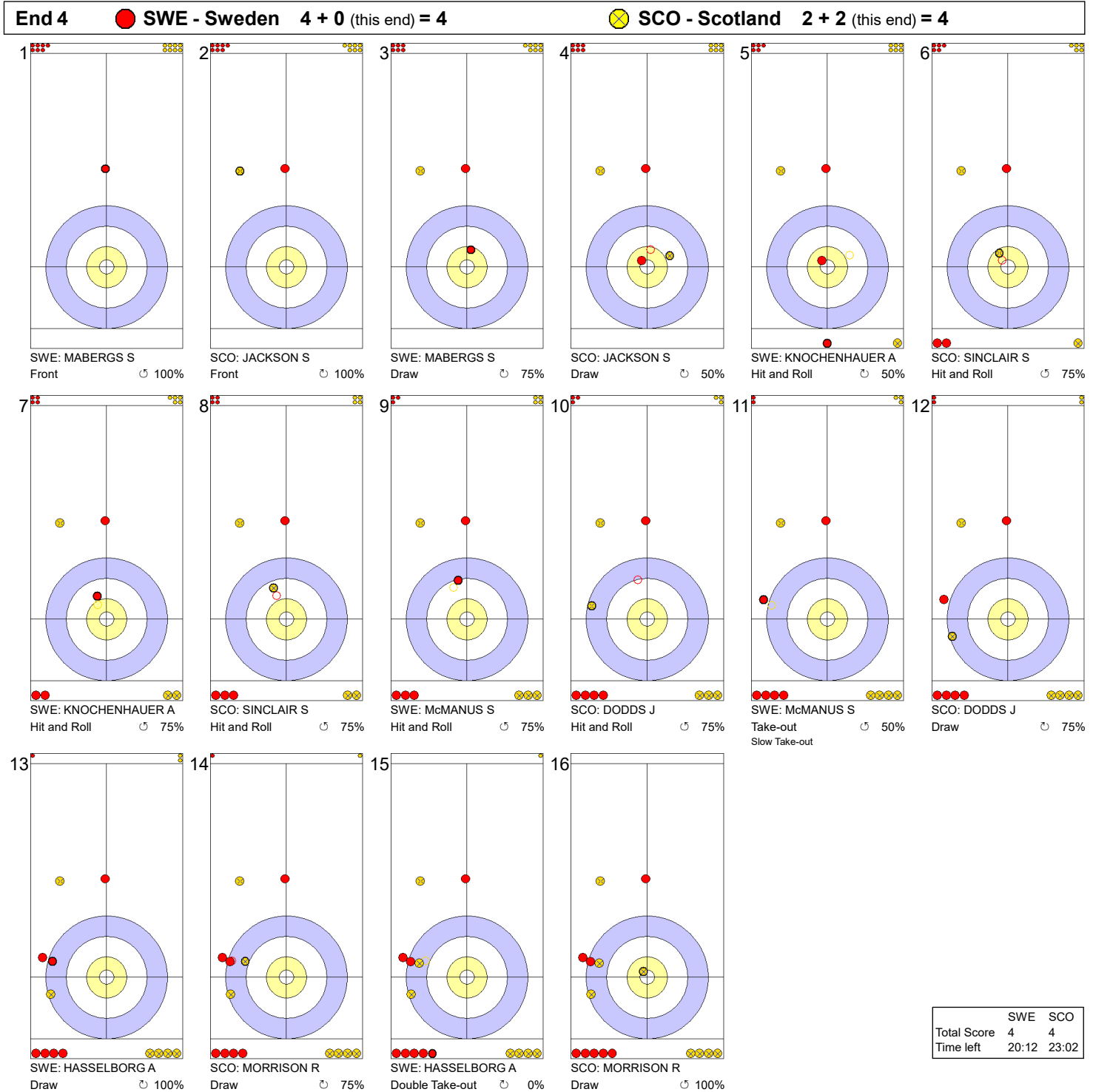


**Legend:**  
 ↻ Clockwise      ↺ Counter-clockwise      - Not considered

**THU 23 MAR 2023**  
 Start Time 9:00

**Round Robin Session 15 - Sheet D**

**Game - Shot by Shot**

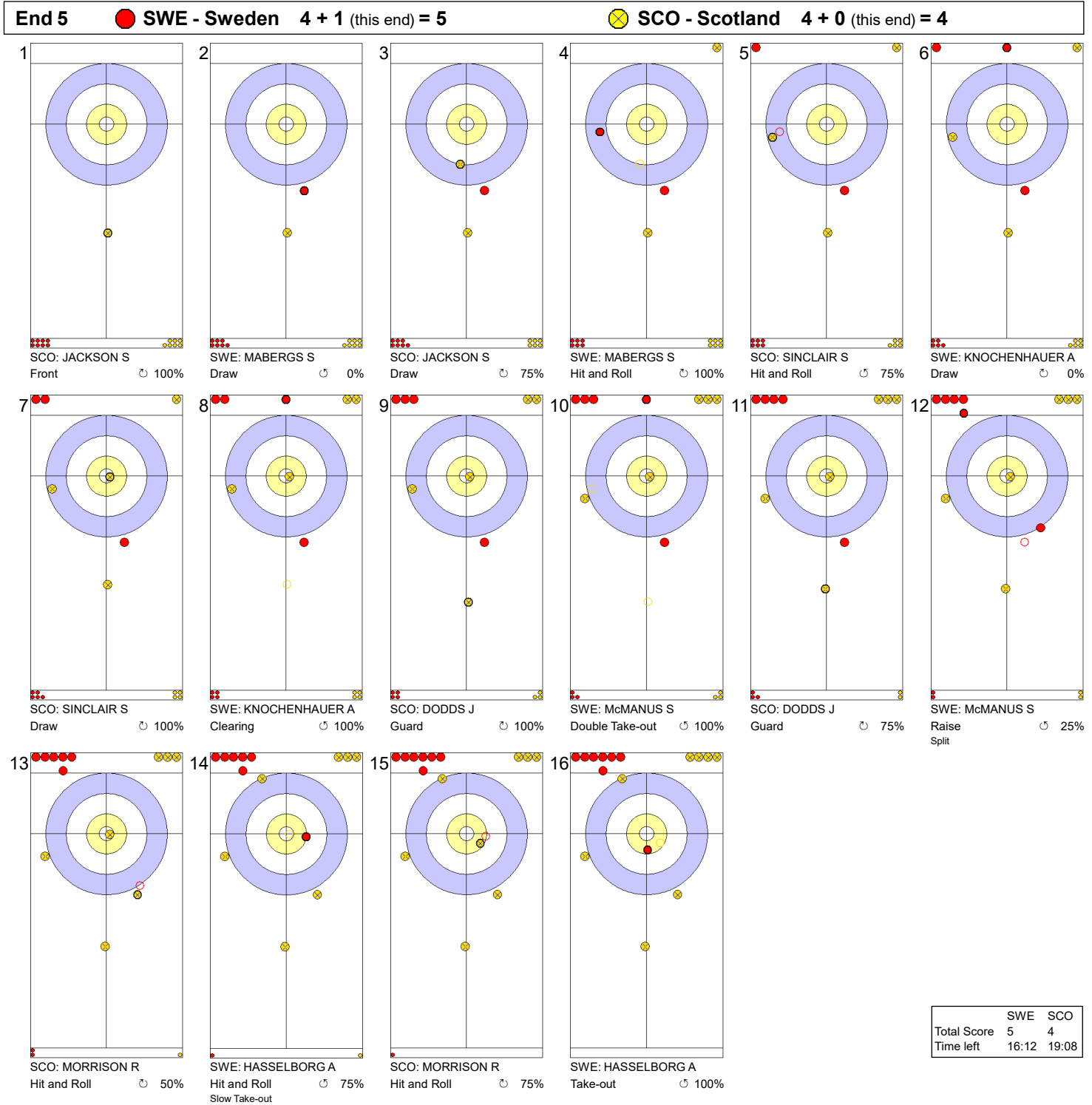


**Legend:**  
 ↻ Clockwise      ↺ Counter-clockwise      - Not considered

**THU 23 MAR 2023**  
 Start Time 9:00

**Round Robin Session 15 - Sheet D**

**Game - Shot by Shot**

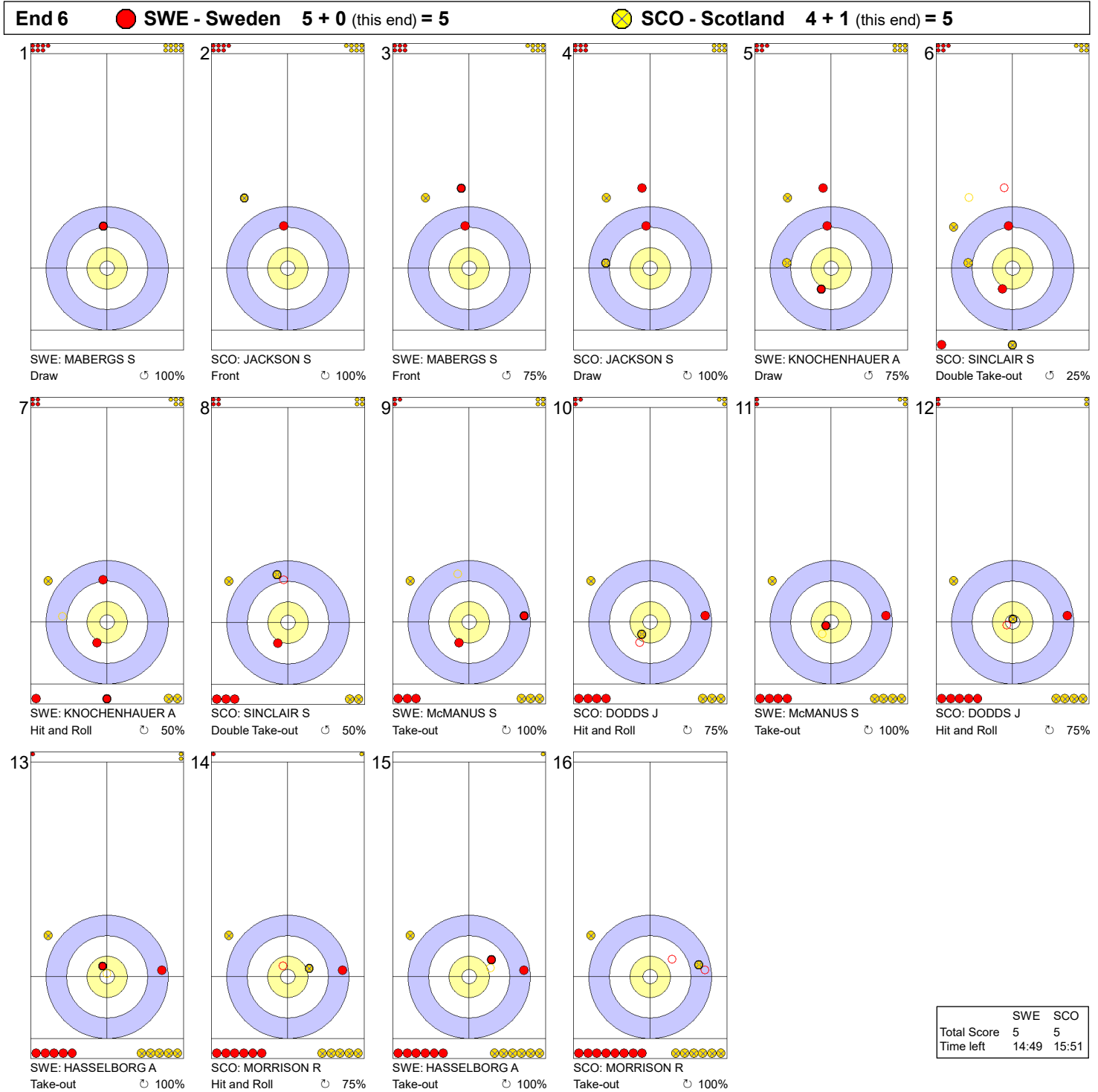


**Legend:**  
 ↻ Clockwise      ↺ Counter-clockwise      - Not considered

**THU 23 MAR 2023**  
**Start Time 9:00**

**Round Robin Session 15 - Sheet D**

**Game - Shot by Shot**

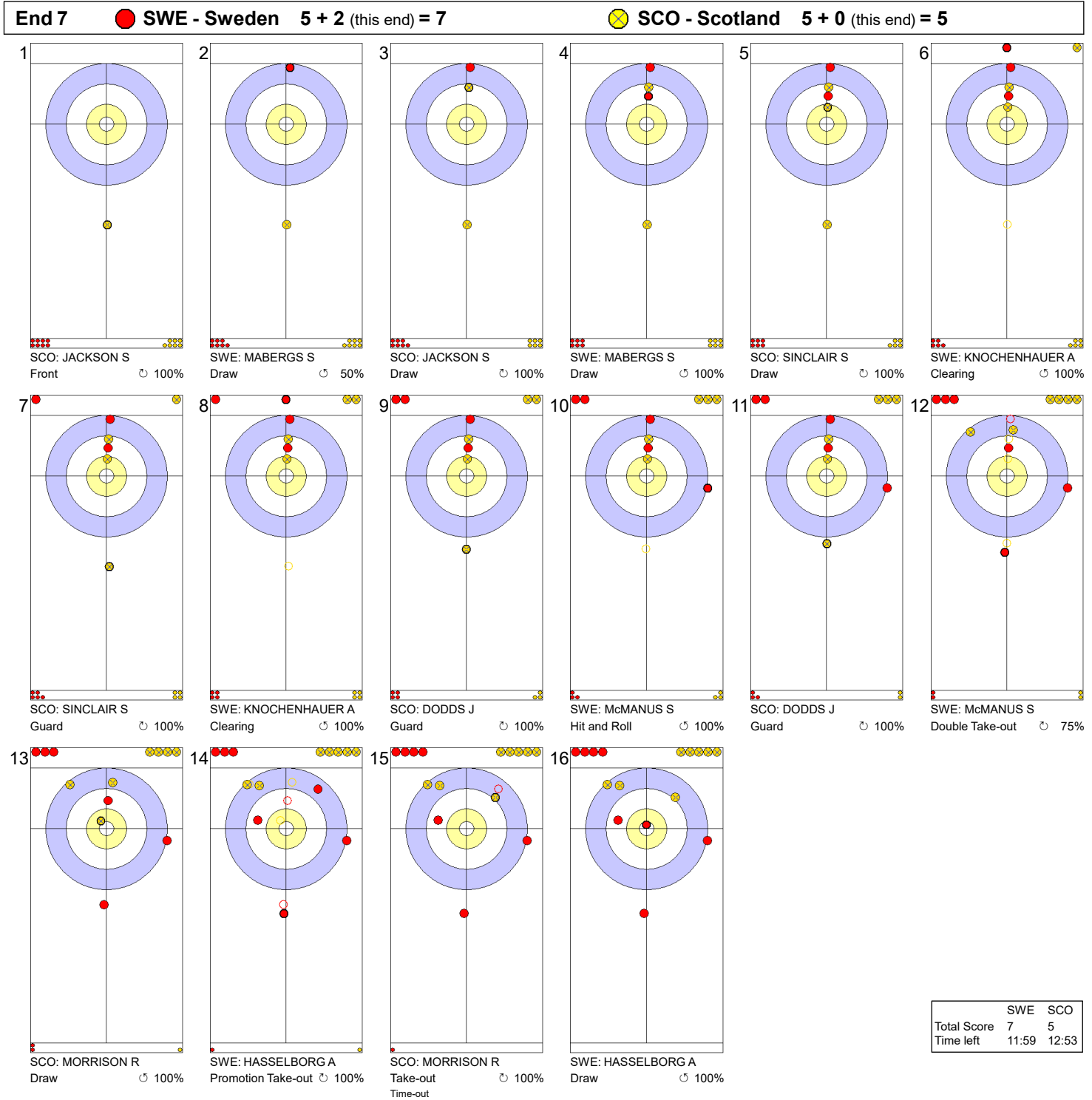


**Legend:**  
 ↻ Clockwise      ↺ Counter-clockwise      - Not considered

**THU 23 MAR 2023**  
 Start Time 9:00

**Round Robin Session 15 - Sheet D**

**Game - Shot by Shot**

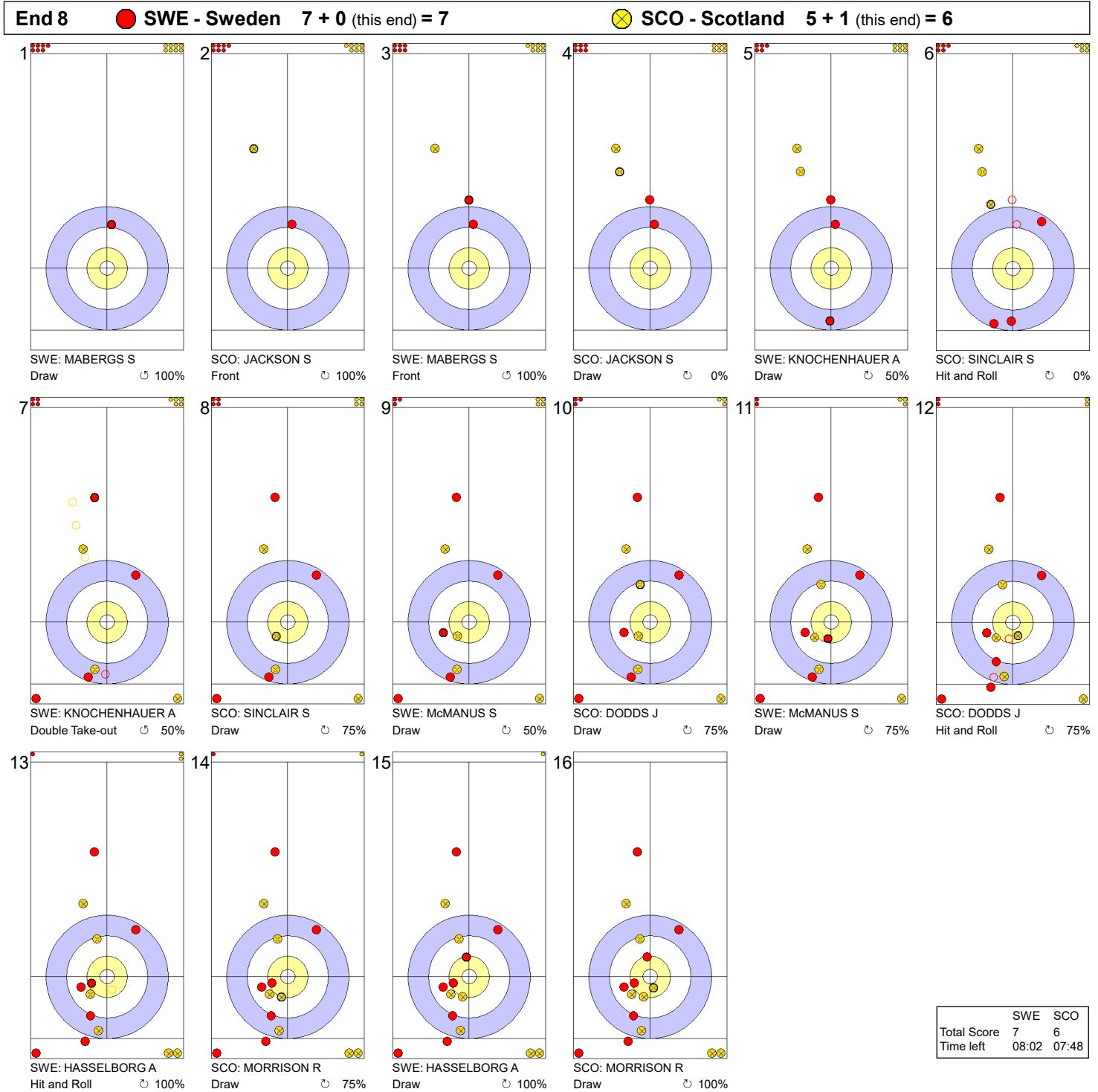


**Legend:**  
 ↻ Clockwise      ↺ Counter-clockwise      - Not considered

**THU 23 MAR 2023**  
**Start Time 9:00**

**Round Robin Session 15 - Sheet D**

**Game - Shot by Shot**



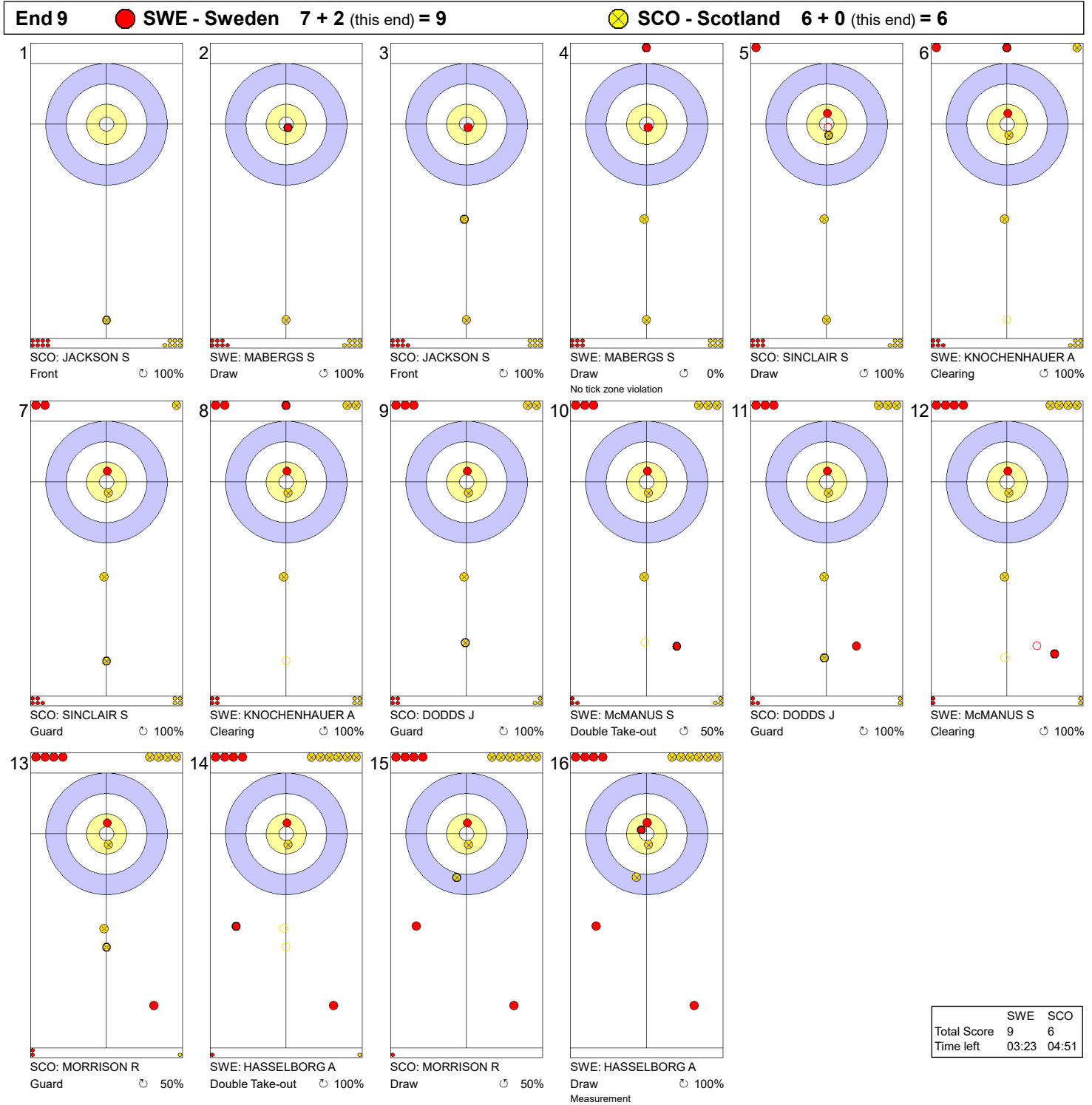
**Legend:**  
 ↻ Clockwise      ↺ Counter-clockwise      - Not considered



**THU 23 MAR 2023**  
 Start Time 9:00

**Round Robin Session 15 - Sheet D**

**Game - Shot by Shot**



**Legend:**  
 ↻ Clockwise      ↺ Counter-clockwise      - Not considered



## Session Results and Standings

Sheet	Game	Team	LSFE	1	2	3	4	5	6	7	8	9	10	Extra Ends	Total
A	9	NZL - New Zealand		0	1	0	0	2	1	0	0	1	X		5
	8	DEN - Denmark	*	1	0	3	2	0	0	0	2	0	X		8
B	9	ITA - Italy	*	0	0	0	1	0	1	0	1	0	X		3
	8	SUI - Switzerland		0	1	0	0	2	0	3	0	2	X		8
C	9	USA - United States		0	0	3	0	1	0	2	0	0	X		6
	8	SWE - Sweden	*	1	1	0	3	0	1	0	1	2	X		9
D	8	KOR - Korea	*	1	1	0	0	1	0	2	0	1	0		6
	9	CAN - Canada		0	0	2	0	0	2	0	1	0	3		8

## Current Standings

Rank	Team	Games	Wins	Losses
1	SUI - Switzerland	8	8	0
2	CAN - Canada	9	6	3
2	ITA - Italy	9	6	3
4	GER - Germany	8	5	3
4	NOR - Norway	8	5	3
4	SWE - Sweden	8	5	3
7	KOR - Korea	8	4	4
8	USA - United States	9	4	5
9	DEN - Denmark	8	3	5
9	JPN - Japan	8	3	5
9	TUR - Türkiye	8	3	5
12	SCO - Scotland	8	2	6
13	NZL - New Zealand	9	0	9

**Note:**  
Under WCF rules, tie-breaking rules for standings are not applied until after the last game of the round robin.

**Legend:**  
LSFE(\*) Last Stone First End      X      Unplayed/unfinished end due to concession

WED 22 MAR 2023  
Start Time 19:00

Round Robin Session 14 - Sheet A

## Game Results

Sheet	Game	Team	LSFE	1	2	3	4	5	6	7	8	9	10	Extra Ends	Total
A	9	NZL - New Zealand		0	1	0	0	2	1	0	0	1	X		5
	8	DEN - Denmark	*	1	0	3	2	0	0	0	2	0	X		8

NZL - New Zealand		Shot Success	Game	All
4 S	BECKER Bridget	68%		64%
3 V	THURLOW Natalie	78%		71%
1	KINNEY Ruby	69%		61%
A	SMITH Jessica	-		63%
A	THOMPSON Holly	-		65%
Team Total		72%		65%

DEN - Denmark		Shot Success	Game	All
4 S	DUPONT Madeleine	78%		73%
3	DUPONT Denise	85%		76%
2 V	HALSE Mathilde	86%		70%
1	LARSEN My	88%		84%
A	LANDER Jasmin	-		-
Team Total		84%		76%

Last Stone Draw		Distance
⌚	THURLOW Natalie	12.8cm
⌚	KINNEY Ruby	199.6cm
<b>Total</b>		<b>212.4cm</b>

Last Stone Draw		Distance
⌚	HALSE Mathilde	36.5cm
⌚	DUPONT Denise	129.3cm
<b>Total</b>		<b>165.8cm</b>

Time remaining: 2 minutes 53 seconds

Time remaining: 5 minutes 53 seconds

NZL playing with only three players - Lead and Third play three stones each.

## Shot Success Analysis

NZL - New Zealand		⌚	⌚	Game
4	BECKER Bridget	Draws	4 81%	4 81%
	Take-outs	9 58%	1 50%	10 58%
	Total	13 65%	5 75%	18 68%
3	THURLOW Natalie	Draws	7 75%	15 82%
	Take-outs	2 75%	6 75%	8 75%
	Total	9 75%	21 80%	30 78%
1	KINNEY Ruby	Draws	7 71%	16 70%
	Take-outs	2 88%	5 55%	7 64%
	Total	9 75%	21 67%	30 69%
A	SMITH Jessica	Draws	0 -	0 -
	Take-outs	0 -	0 -	0 -
	Total	0 -	0 -	0 -
A	THOMPSON Holly	Draws	0 -	0 -
	Take-outs	0 -	0 -	0 -
	Total	0 -	0 -	0 -
Team	Draws	18 75%	35 76%	53 76%
	Take-outs	13 65%	12 65%	25 65%
	Total	31 71%	47 73%	78 72%

DEN - Denmark		⌚	⌚	Game
4	DUPONT Madeleine	Draws	5 80%	3 100%
	Take-outs	4 44%	6 88%	10 70%
	Total	9 64%	9 92%	18 78%
3	DUPONT Denise	Draws	7 75%	4 69%
	Take-outs	4 100%	5 100%	9 100%
	Total	11 84%	9 86%	20 85%
2	HALSE Mathilde	Draws	4 75%	6 71%
	Take-outs	2 100%	8 100%	10 100%
	Total	6 83%	14 88%	20 86%
1	LARSEN My	Draws	8 91%	9 81%
	Take-outs	1 100%	2 100%	3 100%
	Total	9 92%	11 84%	20 88%
A	LANDER Jasmin	Draws	0 -	0 -
	Take-outs	0 -	0 -	0 -
	Total	0 -	0 -	0 -
Team	Draws	24 81%	22 78%	46 80%
	Take-outs	11 80%	21 96%	32 91%
	Total	35 81%	43 87%	78 84%

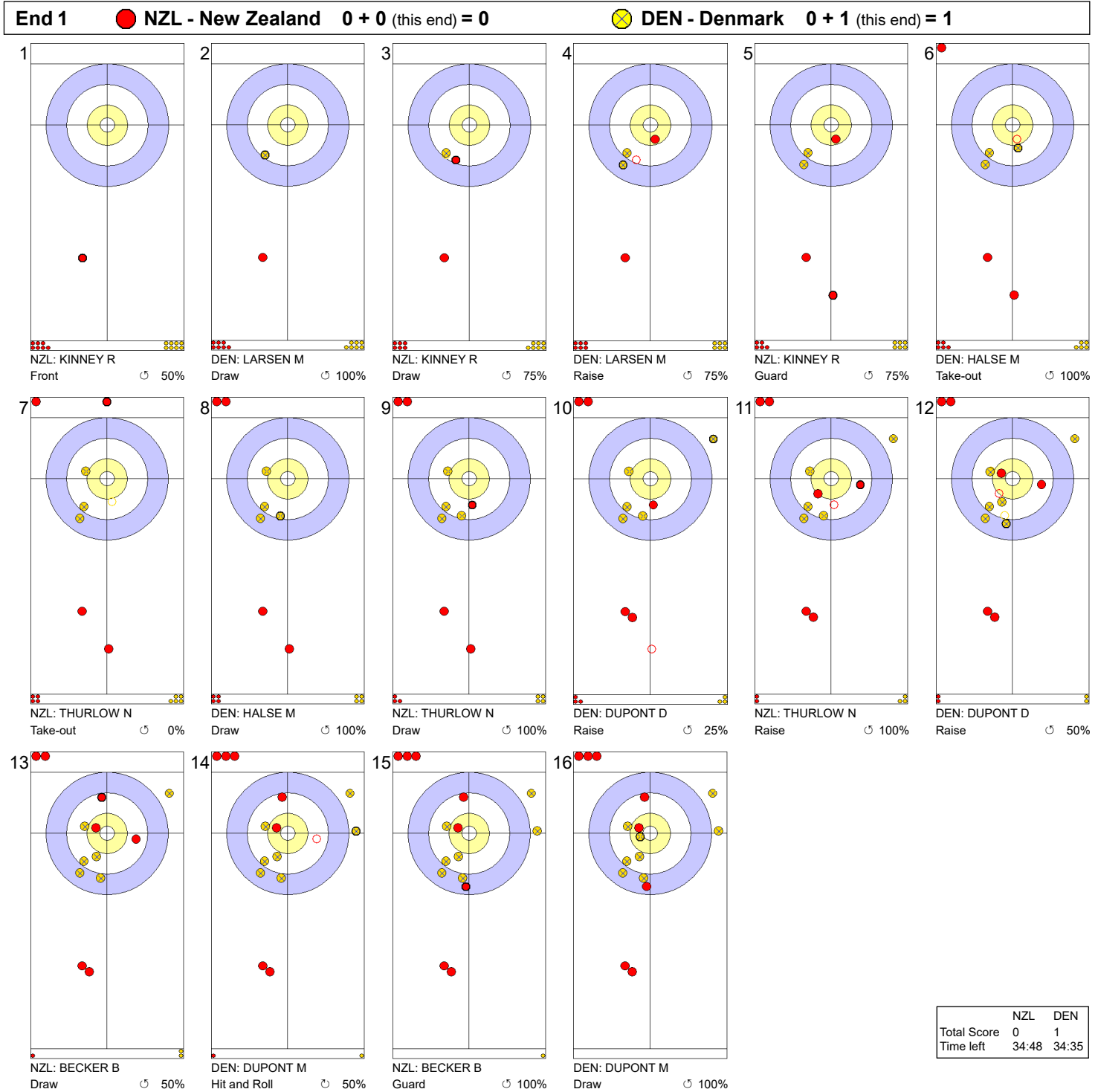
**Note:**  
Position and function for each team member:  
4 = Fourth, 3 = Third, 2 = Second, 1 = Lead, A = Alternate, S = Skip, V = Vice-Skip

**Legend:**  
⌚ Clockwise      ⌚ Counter-clockwise      LSFE(\*) Last Stone First End  
X Unplayed/unfinished end due to concession

**WED 22 MAR 2023**  
 Start Time 19:00

**Round Robin Session 14 - Sheet A**

**Game - Shot by Shot**




**Legend:**  
 ↻ Clockwise      ↺ Counter-clockwise      - Not considered



**WED 22 MAR 2023**  
 Start Time 19:00

**Round Robin Session 14 - Sheet A**

**Game - Shot by Shot**



**Legend:**  
 ↻ Clockwise      ↺ Counter-clockwise      - Not considered



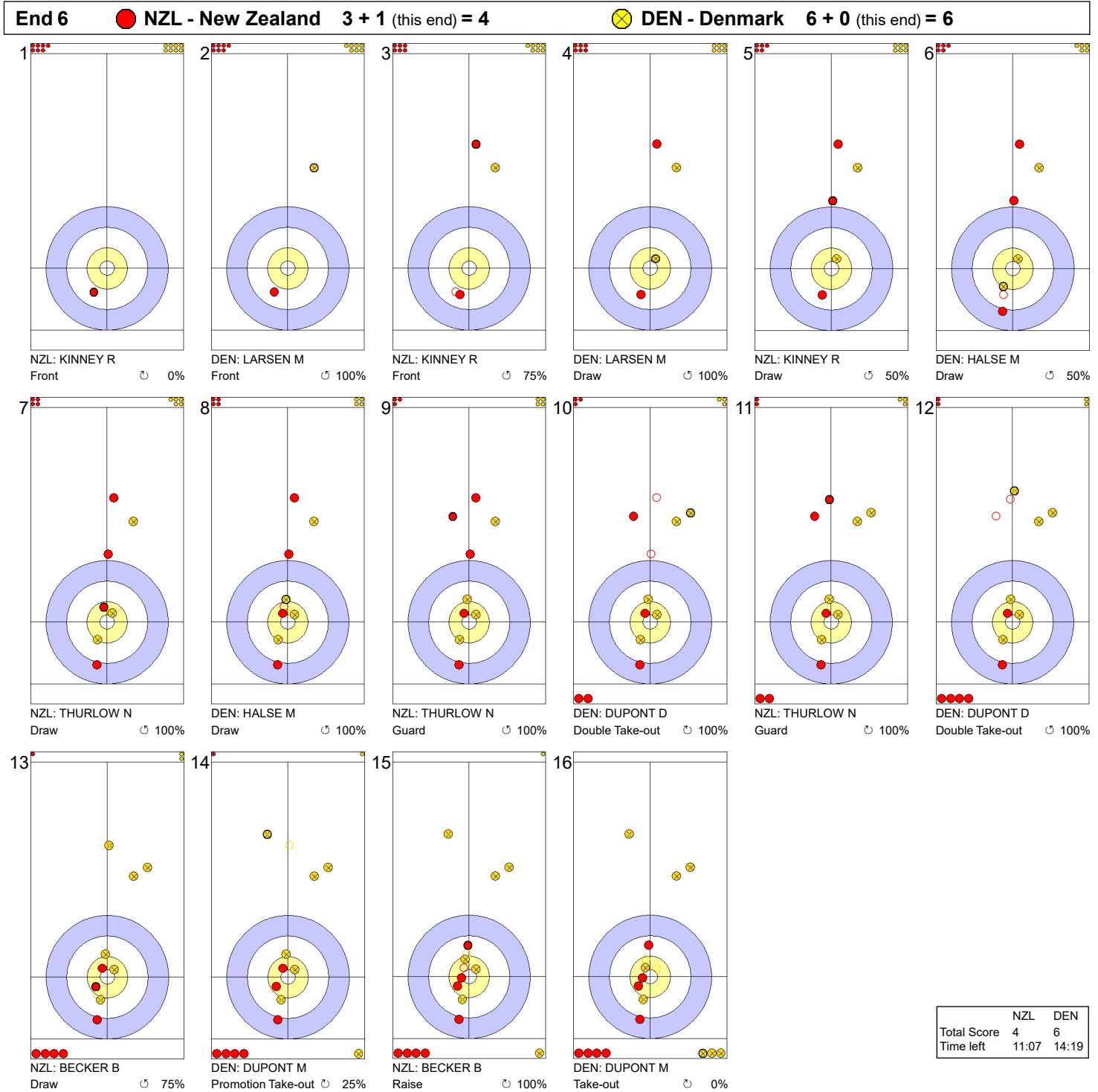




**WED 22 MAR 2023**  
 Start Time 19:00

**Round Robin Session 14 - Sheet A**

**Game - Shot by Shot**




**Legend:**  
 ↻ Clockwise      ↺ Counter-clockwise      - Not considered

**WED 22 MAR 2023**  
 Start Time 19:00

**Round Robin Session 14 - Sheet A**

**Game - Shot by Shot**

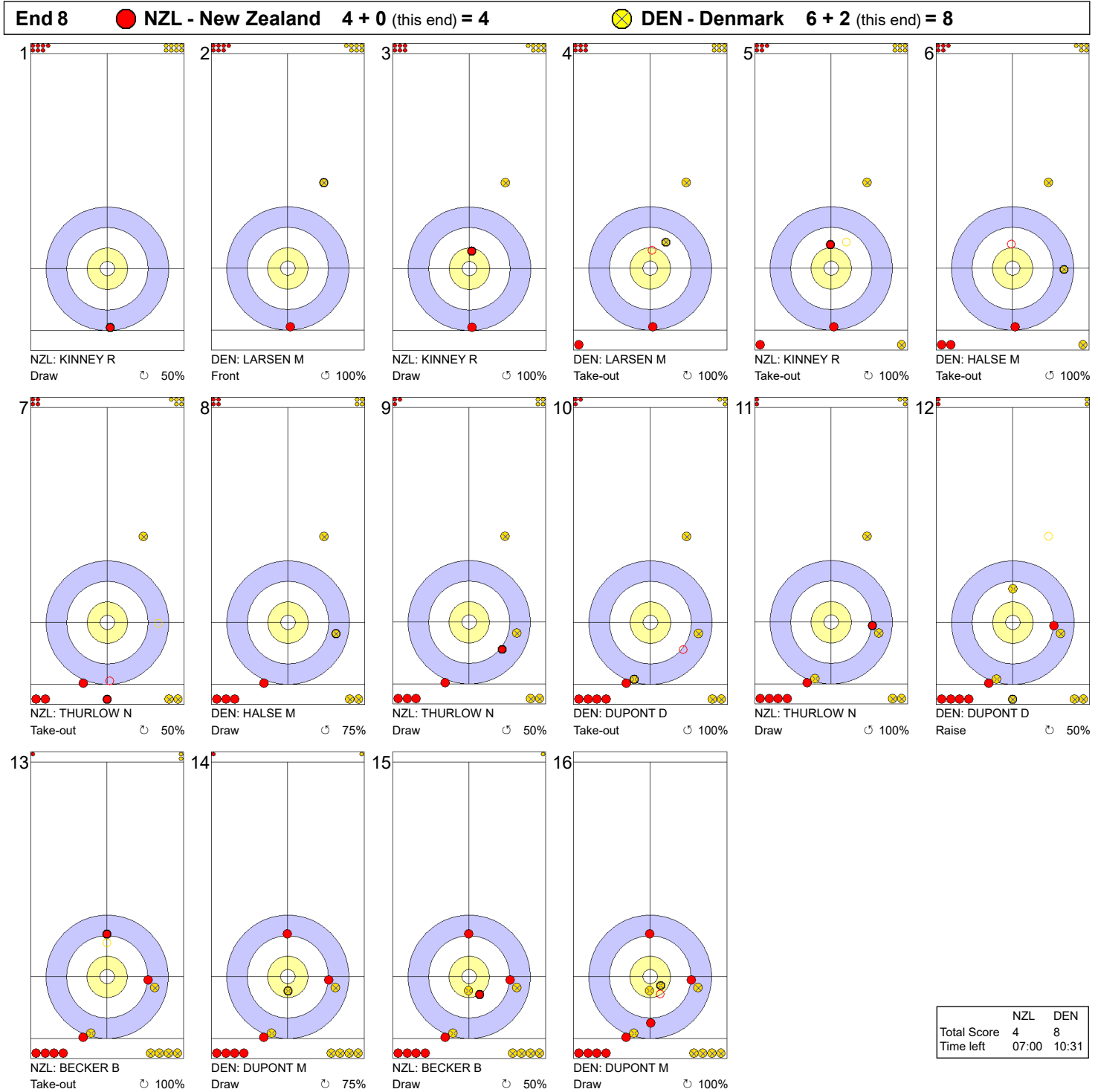


**Legend:**  
 ↻ Clockwise                                      ↺ Counter-clockwise                                      - Not considered

WED 22 MAR 2023  
Start Time 19:00

Round Robin Session 14 - Sheet A

Game - Shot by Shot

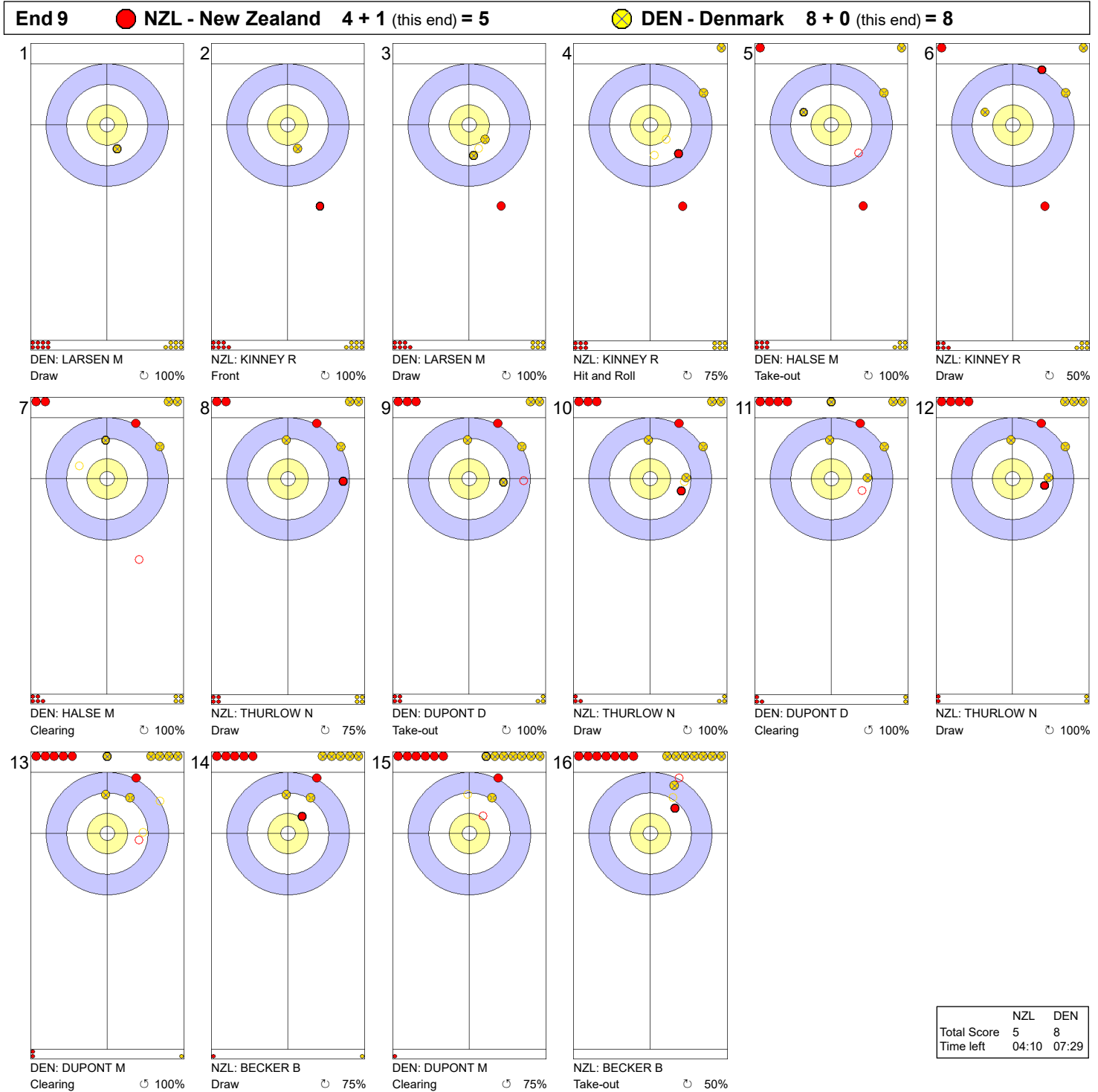


**Legend:**  
 ↻ Clockwise      ↺ Counter-clockwise      - Not considered

**WED 22 MAR 2023**  
 Start Time 19:00

**Round Robin Session 14 - Sheet A**

**Game - Shot by Shot**

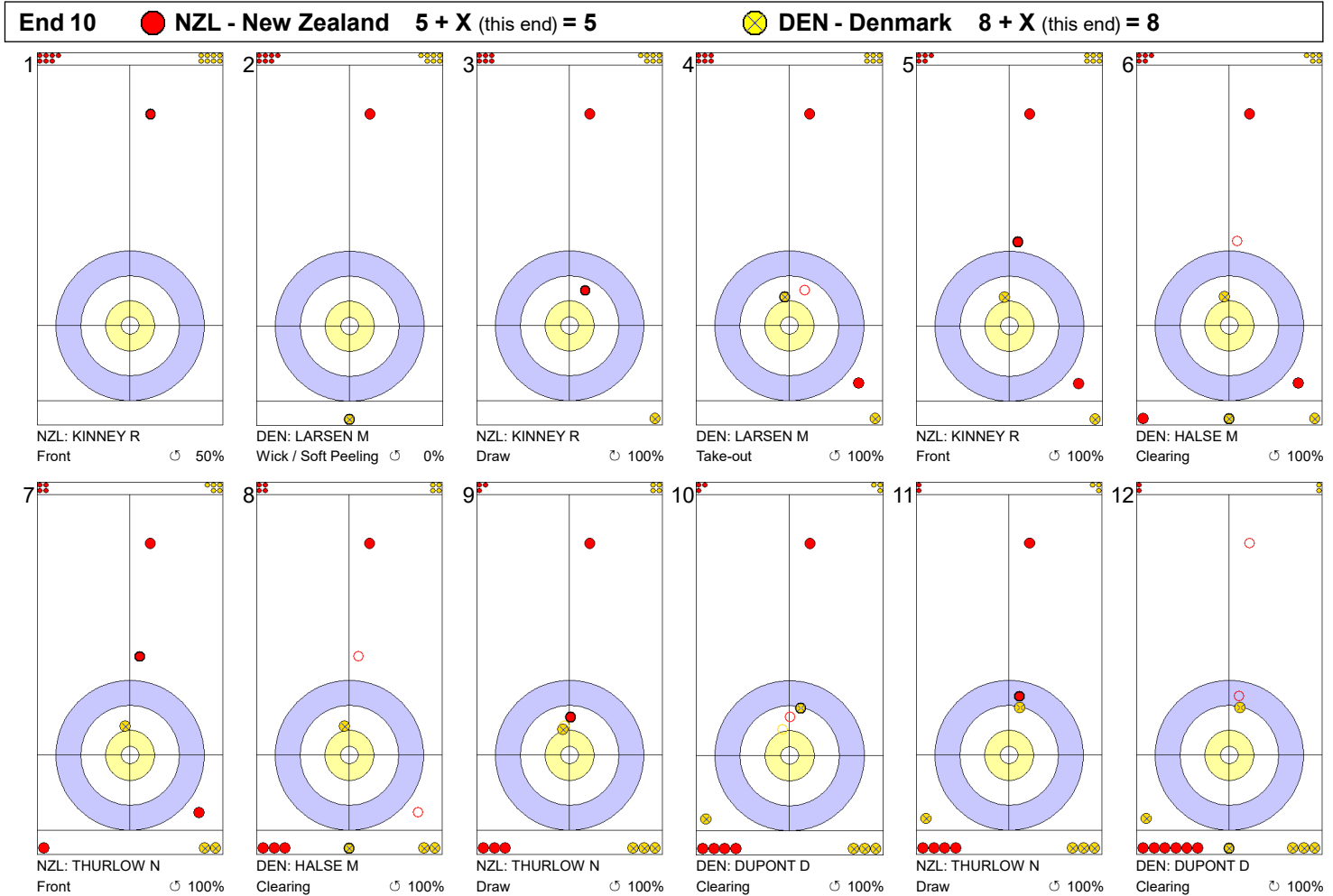


**Legend:**  
 ↻ Clockwise      ↺ Counter-clockwise      - Not considered

**WED 22 MAR 2023**  
 Start Time 19:00

**Round Robin Session 14 - Sheet A**

**Game - Shot by Shot**



	NZL	DEN
Total Score	5	8
Time left	02:53	05:53

**Legend:**  
 ↻ Clockwise      ↺ Counter-clockwise      - Not considered  
 X Unfinished end due to concession

WED 22 MAR 2023  
Start Time 19:00

Round Robin Session 14 - Sheet B

## Game Results

Sheet	Game	Team	LSFE	1	2	3	4	5	6	7	8	9	10	Extra Ends	Total
B	9	ITA - Italy	*	0	0	0	1	0	1	0	1	0	X		3
	8	SUI - Switzerland		0	1	0	0	2	0	3	0	2	X		8

ITA - Italy		Shot Success	Game	All
4 S	CONSTANTINI Stefania	82%		80%
3 V	LO DESERTO Marta	69%		78%
2	ROMEI Angela	72%		77%
1	ZARDINI LACEDELLI Giulia	92%		90%
A	GILBERTI Camilla	-		-
Team Total		79%		81%

SUI - Switzerland		Shot Success	Game	All
4 V	PAETZ Alina	92%		88%
3 S	TIRINZONI Silvana	86%		82%
2	HOWALD Carole	82%		80%
1	SCHWALLER-HUERLIMANN Briar	90%		88%
A	-	-		-
Team Total		88%		84%

Last Stone Draw		Distance
⌚	CONSTANTINI Stefania	31.7cm
⌚	ZARDINI LACEDELLI Giulia	53.6cm
<b>Total</b>		<b>85.3cm</b>

Last Stone Draw		Distance
⌚	SCHWALLER-HUERLIMANN Briar	117.6cm
⌚	HOWALD Carole	5.9cm
<b>Total</b>		<b>123.5cm</b>

Time remaining: 2 minutes 25 seconds

Time remaining: 4 minutes 24 seconds

Time-out: End 5 - ITA stone 5

## Shot Success Analysis

ITA - Italy		⌚	⌚	Game	
4	CONSTANTINI Stefania	Draws	4 75%	5 70%	9 72%
		Take-outs	3 83%	6 96%	9 92%
		Total	7 79%	11 84%	18 82%
3	LO DESERTO Marta	Draws	4 81%	4 50%	8 66%
		Take-outs	1 0%	9 81%	10 73%
		Total	5 65%	13 71%	18 69%
2	ROMEI Angela	Draws	6 71%	7 57%	13 63%
		Take-outs	2 100%	3 92%	5 95%
		Total	8 78%	10 68%	18 72%
1	ZARDINI LACEDELLI Giulia	Draws	4 100%	11 91%	15 93%
		Take-outs	1 50%	2 100%	3 83%
		Total	5 90%	13 92%	18 92%
A	GILBERTI Camilla	Draws	0 -	0 -	0 -
		Take-outs	0 -	0 -	0 -
		Total	0 -	0 -	0 -
Team		Draws	18 81%	27 72%	45 76%
		Take-outs	7 71%	20 89%	27 84%
		Total	25 78%	47 79%	72 79%

SUI - Switzerland		⌚	⌚	Game	
4	PAETZ Alina	Draws	2 100%	4 94%	6 96%
		Take-outs	4 94%	8 88%	12 90%
		Total	6 96%	12 90%	18 92%
3	TIRINZONI Silvana	Draws	5 100%	2 63%	7 89%
		Take-outs	4 75%	7 89%	11 84%
		Total	9 89%	9 83%	18 86%
2	HOWALD Carole	Draws	2 50%	3 92%	5 75%
		Take-outs	1 100%	12 83%	13 85%
		Total	3 67%	15 85%	18 82%
1	SCHWALLER B	Draws	2 50%	13 94%	15 88%
		Take-outs	1 100%	2 100%	3 100%
		Total	3 67%	15 95%	18 90%
A	-	Draws	0 -	0 -	0 -
		Take-outs	0 -	0 -	0 -
		Total	0 -	0 -	0 -
Team		Draws	11 82%	22 91%	33 88%
		Take-outs	10 88%	29 87%	39 87%
		Total	21 85%	51 89%	72 88%

**Note:**  
Position and function for each team member:  
4 = Fourth, 3 = Third, 2 = Second, 1 = Lead, A = Alternate, S = Skip, V = Vice-Skip

**Legend:**  
⌚ Clockwise      ⌚ Counter-clockwise      LSFE(\*) Last Stone First End  
X Unplayed/unfinished end due to concession

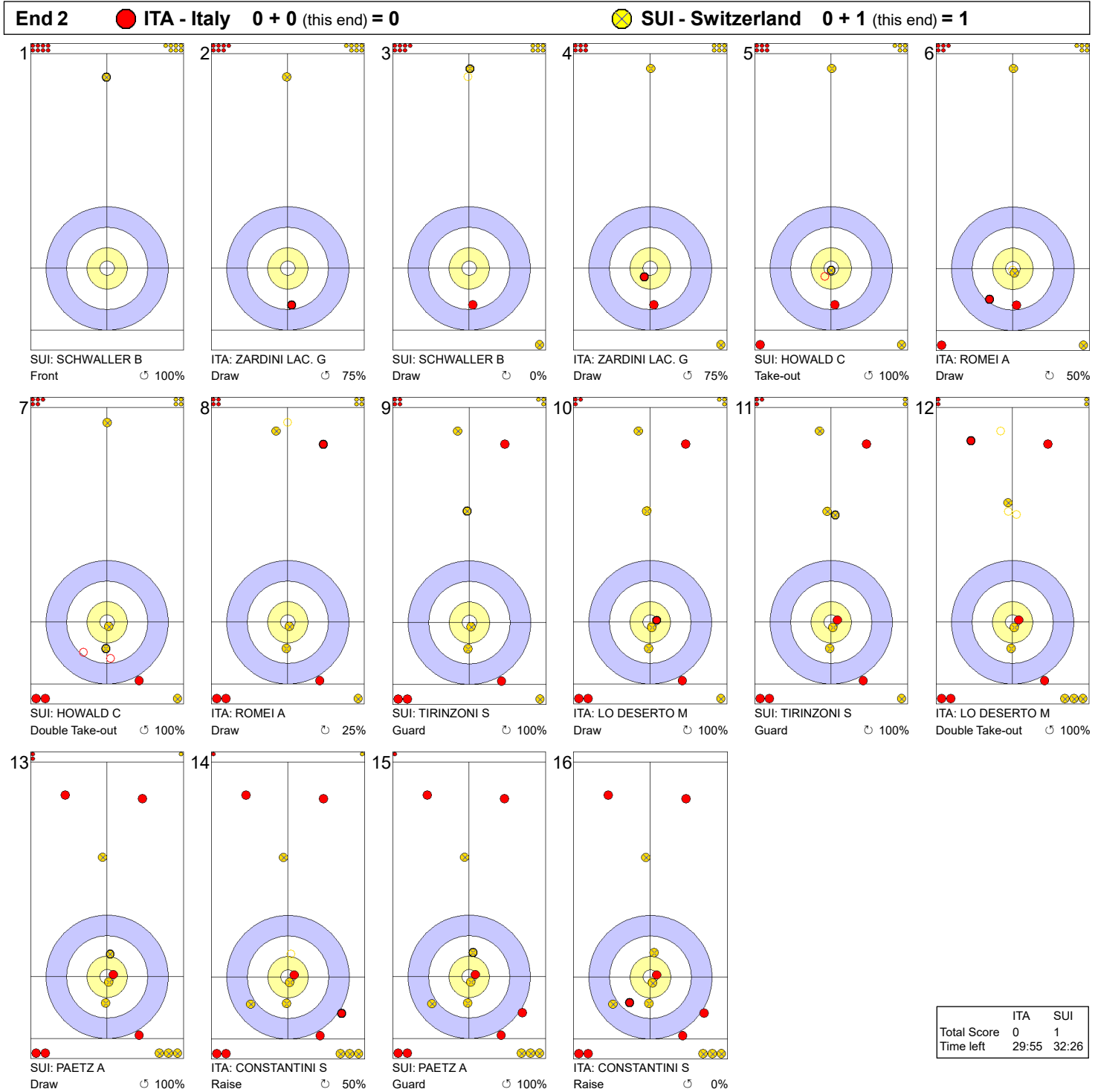




WED 22 MAR 2023  
Start Time 19:00

Round Robin Session 14 - Sheet B

Game - Shot by Shot




**Legend:**  
 ↻ Clockwise      ↺ Counter-clockwise      - Not considered

**WED 22 MAR 2023**  
 Start Time 19:00

**Round Robin Session 14 - Sheet B**

**Game - Shot by Shot**

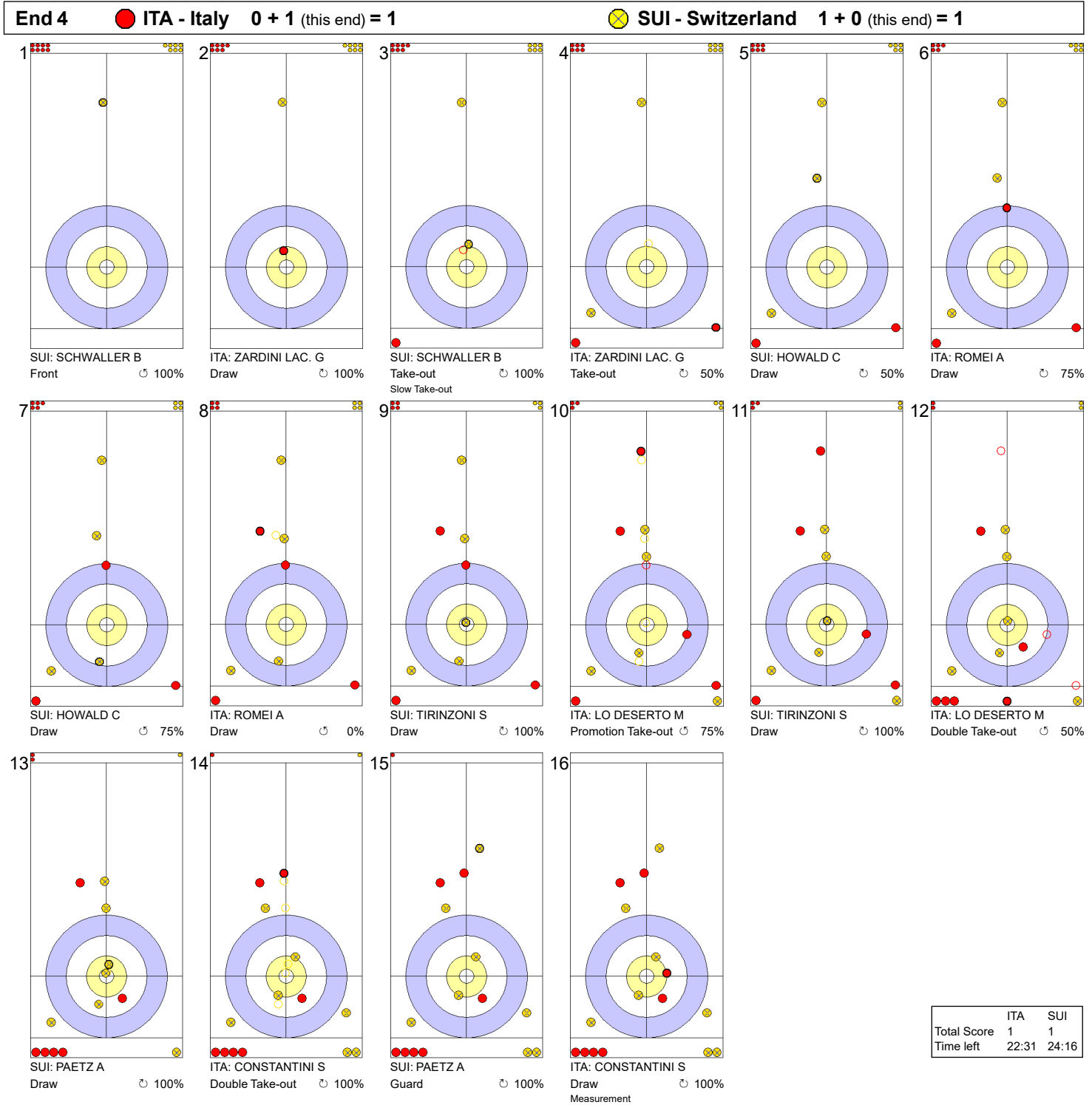


**Legend:**  
 ↻ Clockwise      ↺ Counter-clockwise      - Not considered

WED 22 MAR 2023  
Start Time 19:00

Round Robin Session 14 - Sheet B

Game - Shot by Shot




**Legend:**  
 ↻ Clockwise      ↺ Counter-clockwise      - Not considered

**WED 22 MAR 2023**  
 Start Time 19:00

**Round Robin Session 14 - Sheet B**

**Game - Shot by Shot**

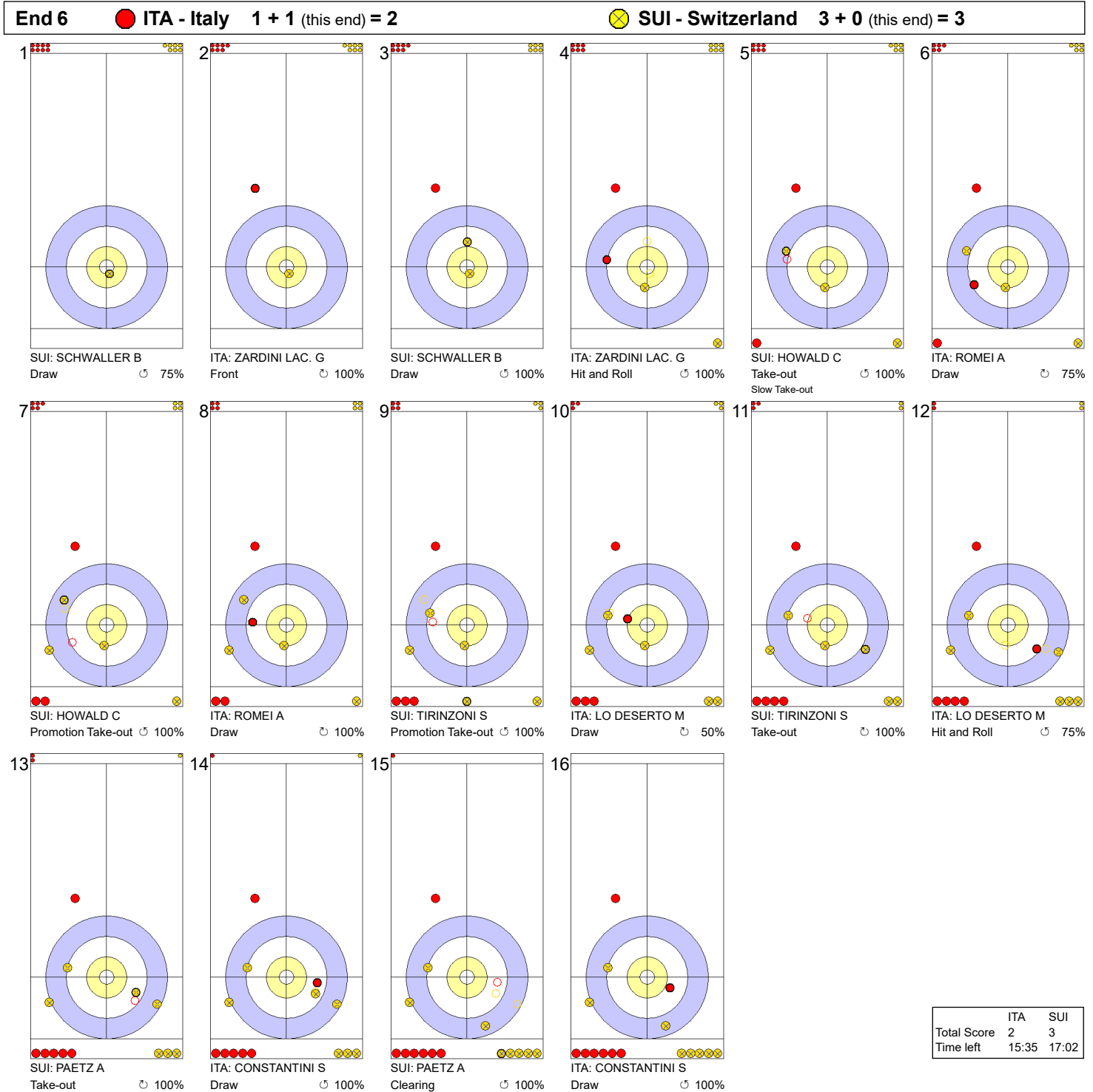


**Legend:**  
 ⌚ Clockwise      ⌚ Counter-clockwise      - Not considered

WED 22 MAR 2023  
Start Time 19:00

Round Robin Session 14 - Sheet B

Game - Shot by Shot




**Legend:**  
 ↻ Clockwise      ↺ Counter-clockwise      - Not considered

**WED 22 MAR 2023**  
 Start Time 19:00

**Round Robin Session 14 - Sheet B**

**Game - Shot by Shot**

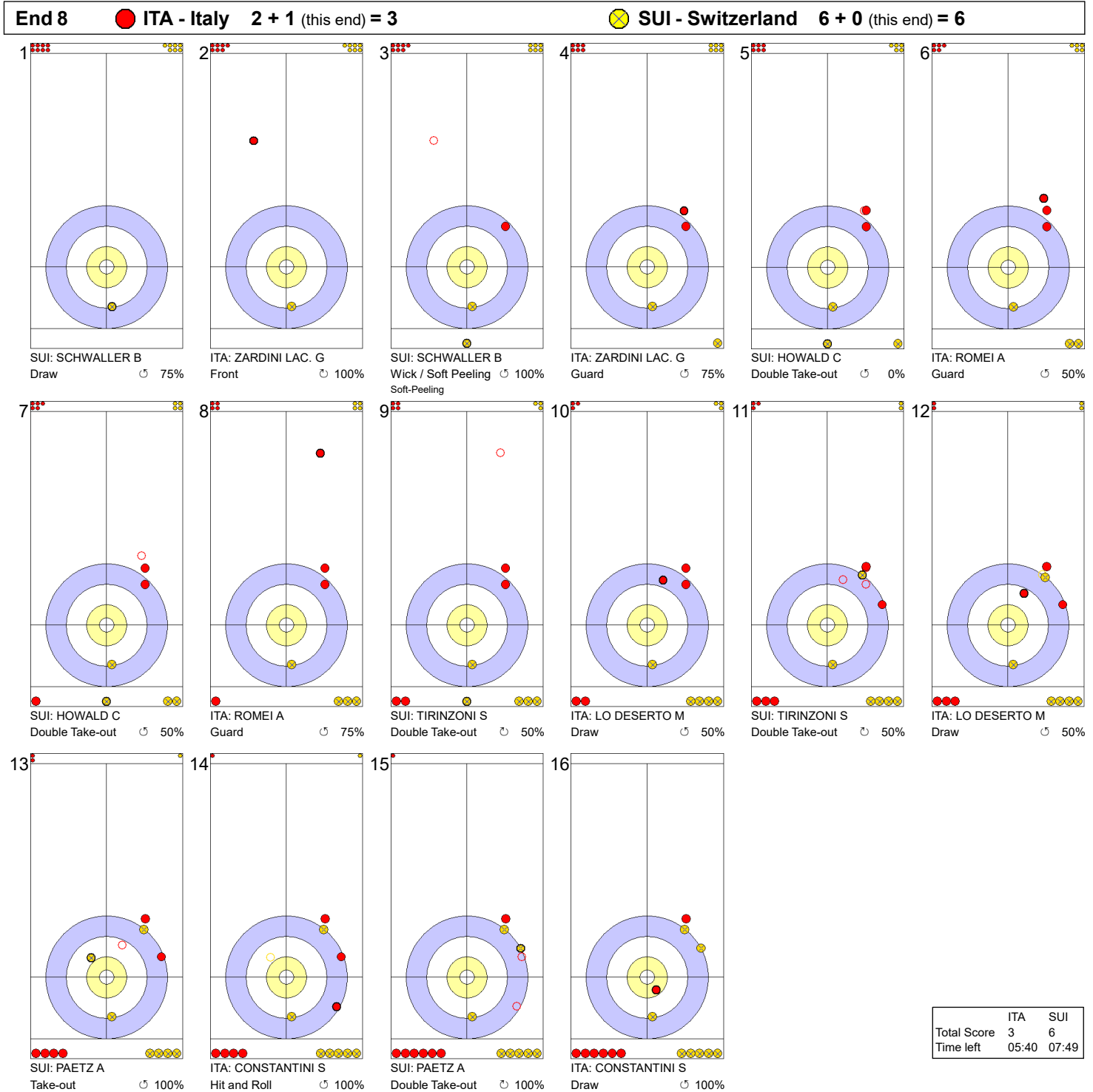


**Legend:**  
 ↻ Clockwise      ↺ Counter-clockwise      - Not considered

WED 22 MAR 2023  
Start Time 19:00

Round Robin Session 14 - Sheet B

Game - Shot by Shot

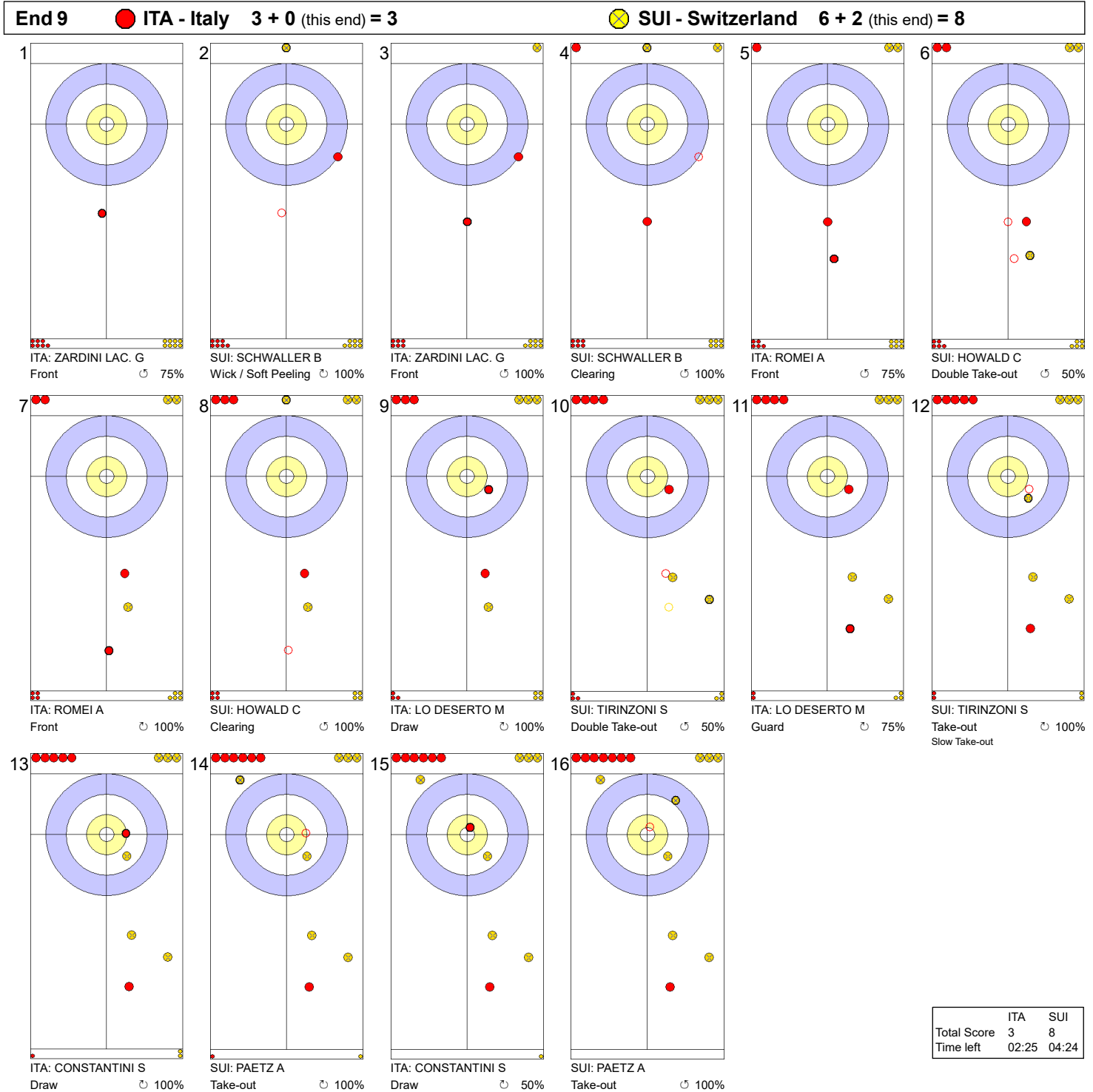


**Legend:**  
 ↻ Clockwise      ↺ Counter-clockwise      - Not considered

**WED 22 MAR 2023**  
 Start Time 19:00

**Round Robin Session 14 - Sheet B**

**Game - Shot by Shot**



**Legend:**  
 ↻ Clockwise      ↺ Counter-clockwise      - Not considered



WED 22 MAR 2023  
Start Time 19:00

Round Robin Session 14 - Sheet C

## Game Results

Sheet	Game	Team	LSFE	1	2	3	4	5	6	7	8	9	10	Extra Ends	Total
C	9	USA - United States		0	0	3	0	1	0	2	0	0	X		6
	8	SWE - Sweden	*	1	1	0	3	0	1	0	1	2	X		9

USA - United States		Shot Success	Game	All
4 S	PETERSON Tabitha	82%		79%
3 V	THIESSE Cory	78%		83%
2	HAMILTON Becca	89%		79%
1	PETERSON Tara	90%		87%
A	PERSINGER Vicky	-		92%
Team Total		84%		83%

SWE - Sweden		Shot Success	Game	All
4 S	HASSELBORG Anna	85%		75%
3 V	McMANUS Sara	96%		82%
2	KNOCHENHAUER Agnes	85%		84%
1	MABERGS Sofia	86%		84%
A	HELDIN Johanna	-		-
Team Total		88%		81%

Last Stone Draw		Distance
⌚	THIESSE Cory	26.2cm
⌚	PETERSON Tabitha	3.6cm
<b>Total</b>		<b>29.8cm</b>

Last Stone Draw		Distance
⌚	HASSELBORG Anna	7.6cm
⌚	KNOCHENHAUER Agnes	10.8cm
<b>Total</b>		<b>18.4cm</b>

Time remaining: 2 minutes 5 seconds

Time remaining: 1 minute 30 seconds

## Shot Success Analysis

USA - United States		⌚	⌚	Game
4	PETERSON Tabitha	Draws 7 82%	3 92%	10 85%
		Take-outs 3 100%	6 67%	9 78%
		Total 10 88%	9 75%	19 82%
3	THIESSE Cory	Draws 7 100%	6 79%	13 90%
		Take-outs 4 31%	3 83%	7 54%
		Total 11 75%	9 81%	20 78%
2	HAMILTON Becca	Draws 9 86%	7 86%	16 86%
		Take-outs 4 100%	0 -	4 100%
		Total 13 90%	7 86%	20 89%
1	PETERSON Tara	Draws 10 93%	8 84%	18 89%
		Take-outs 2 100%	0 -	2 100%
		Total 12 94%	8 84%	20 90%
A	PERSINGER Vicky	Draws 0 -	0 -	0 -
		Take-outs 0 -	0 -	0 -
		Total 0 -	0 -	0 -
Team		Draws 33 90%	24 84%	57 88%
		Take-outs 13 79%	9 72%	22 76%
		Total 46 87%	33 81%	79 84%

SWE - Sweden		⌚	⌚	Game
4	HASSELBORG Anna	Draws 6 71%	2 100%	8 78%
		Take-outs 6 96%	6 83%	12 90%
		Total 12 83%	8 88%	20 85%
3	McMANUS Sara	Draws 2 88%	2 100%	4 94%
		Take-outs 10 95%	6 100%	16 97%
		Total 12 94%	8 100%	20 96%
2	KNOCHENHAUER Agnes	Draws 3 100%	3 67%	6 83%
		Take-outs 5 80%	9 89%	14 86%
		Total 8 88%	12 83%	20 85%
1	MABERGS Sofia	Draws 2 100%	15 88%	17 90%
		Take-outs 2 100%	1 0%	3 67%
		Total 4 100%	16 83%	20 86%
A	HELDIN Johanna	Draws 0 -	0 -	0 -
		Take-outs 0 -	0 -	0 -
		Total 0 -	0 -	0 -
Team		Draws 13 85%	22 88%	35 86%
		Take-outs 23 92%	22 86%	45 89%
		Total 36 90%	44 87%	80 88%

**Note:**  
Position and function for each team member:  
4 = Fourth, 3 = Third, 2 = Second, 1 = Lead, A = Alternate, S = Skip, V = Vice-Skip

**Legend:**  
⌚ Clockwise      ⌚ Counter-clockwise      LSFE(\*) Last Stone First End  
X Unplayed/unfinished end due to concession



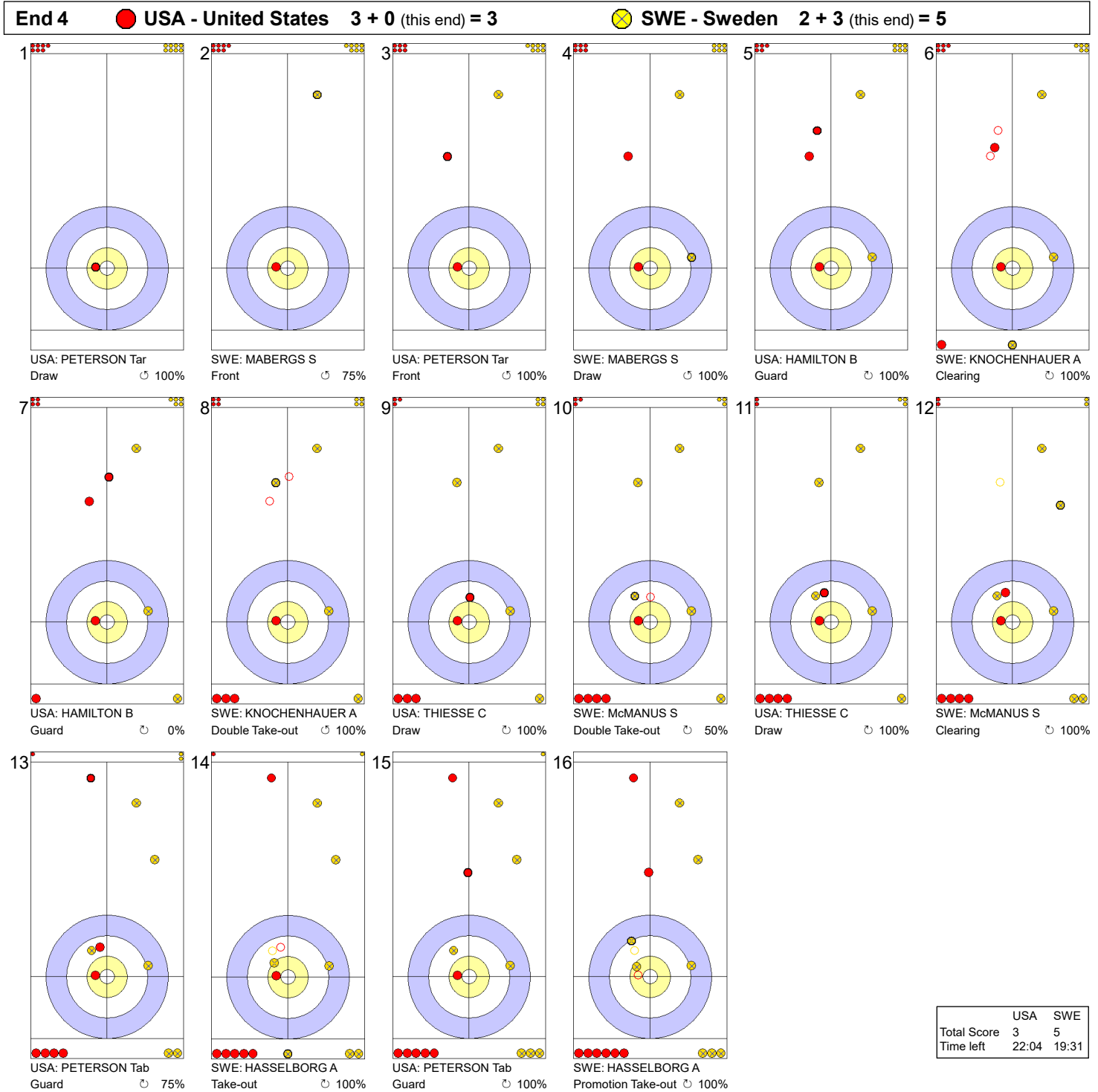




**WED 22 MAR 2023**  
**Start Time 19:00**

**Round Robin Session 14 - Sheet C**

**Game - Shot by Shot**

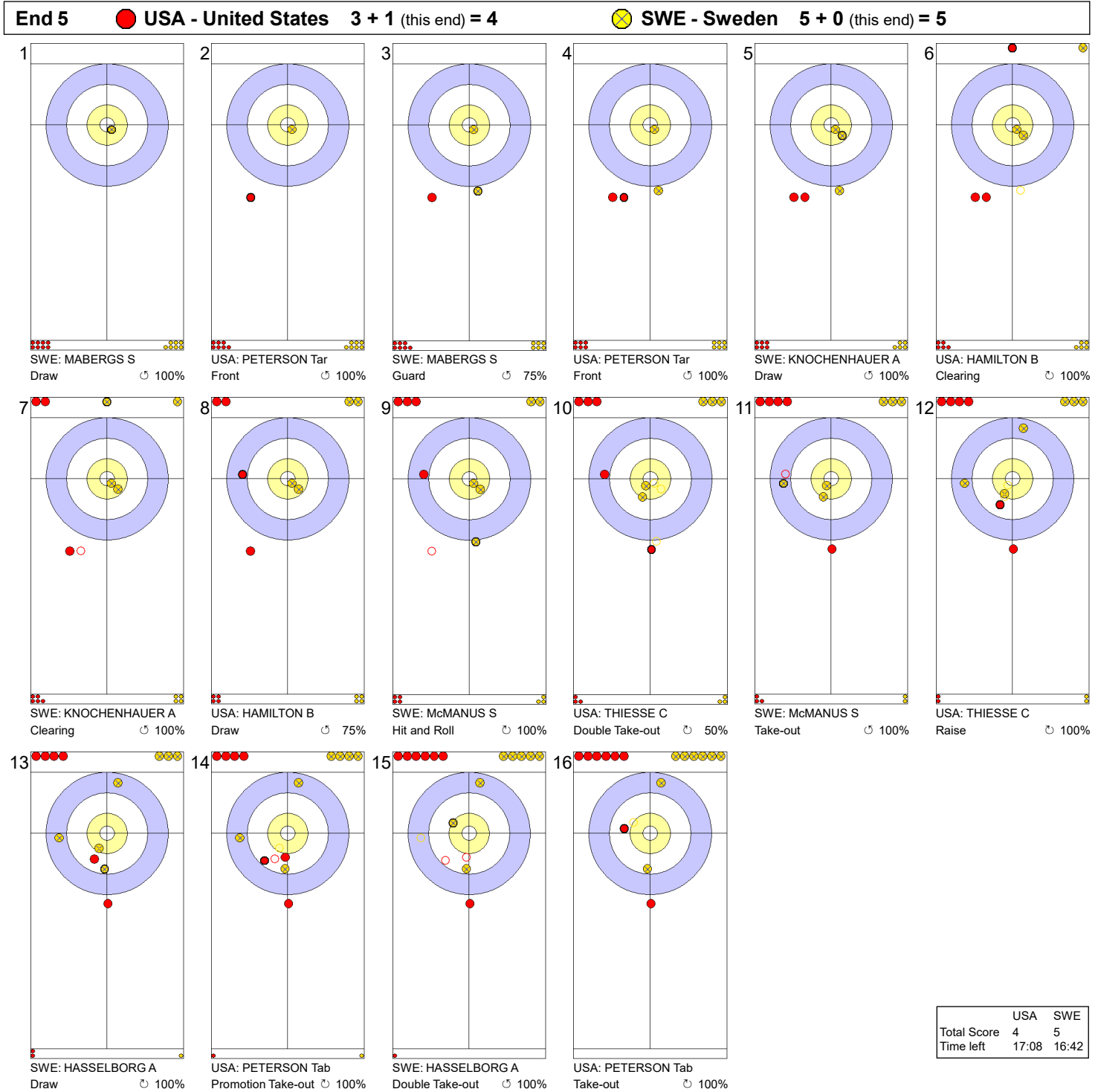


**Legend:**  
 ⊕ Clockwise      ⊖ Counter-clockwise      - Not considered

WED 22 MAR 2023  
Start Time 19:00

Round Robin Session 14 - Sheet C

Game - Shot by Shot



**Legend:**  
 ↻ Clockwise      ↺ Counter-clockwise      - Not considered







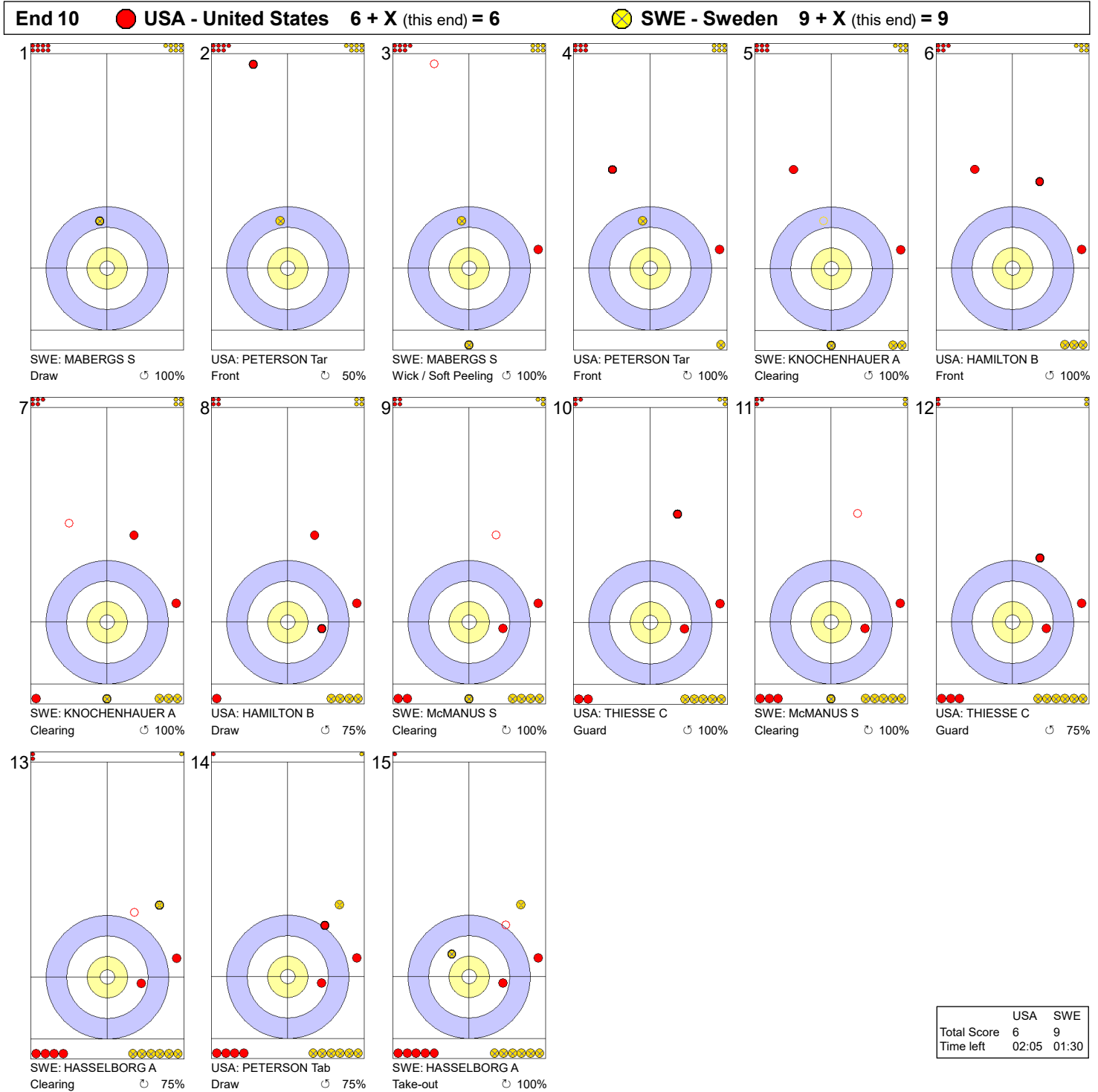




**WED 22 MAR 2023**  
**Start Time 19:00**

**Round Robin Session 14 - Sheet C**

**Game - Shot by Shot**



**Legend:**  
 ↻ Clockwise   ↺ Counter-clockwise   - Not considered  
 X Unfinished end due to concession

WED 22 MAR 2023  
Start Time 19:00

Round Robin Session 14 - Sheet D

## Game Results

Sheet	Game	Team	LSFE	1	2	3	4	5	6	7	8	9	10	Extra Ends	Total
D	8	KOR - Korea	*	1	1	0	0	1	0	2	0	1	0		6
	9	CAN - Canada		0	0	2	0	0	2	0	1	0	3		8

KOR - Korea		Shot Success	Game	All
4 S	HA Seungyoun	78%	72%	
3 V	KIM Hyerin	70%	78%	
2	YANG Taei	71%	79%	
1	KIM Sujin	91%	90%	
A	-	-	-	
Team Total		78%	80%	

CAN - Canada		Shot Success	Game	All
4 S	EINARSON Kerri	80%	76%	
3 V	SWEETING Val	85%	76%	
2	BIRCHARD Shannon	79%	84%	
1	HARRIS Briane	98%	90%	
A	KARWACKI Krysten	-	-	
Team Total		85%	81%	

Last Stone Draw		Distance
☺	KIM Sujin	7.5cm
☹	KIM Hyerin	27.5cm
<b>Total</b>		<b>35.0cm</b>

Last Stone Draw		Distance
☺	EINARSON Kerri	8.2cm
☹	BIRCHARD Shannon	49.4cm
<b>Total</b>		<b>57.6cm</b>

Time remaining: 0 minutes 17 seconds

Time-out: End 5 - KOR stone 7

Time remaining: 1 minute 57 seconds

Time-out: End 8 - CAN stone 7

## Shot Success Analysis

KOR - Korea		☺	☹	Game
4	HA Seungyoun	Draws 2 63%	7 61%	9 61%
		Take-outs 4 88%	7 93%	11 91%
		Total 6 79%	14 77%	20 78%
3	KIM Hyerin	Draws 3 83%	4 38%	7 57%
		Take-outs 8 75%	5 80%	13 77%
		Total 11 77%	9 61%	20 70%
2	YANG Taei	Draws 4 56%	5 95%	9 78%
		Take-outs 5 50%	6 79%	11 66%
		Total 9 53%	11 86%	20 71%
1	KIM Sujin	Draws 16 91%	2 100%	18 92%
		Take-outs 1 100%	1 75%	2 88%
		Total 17 91%	3 92%	20 91%
A	-	Draws 0 -	0 -	0 -
		Take-outs 0 -	0 -	0 -
		Total 0 -	0 -	0 -
Team		Draws 25 82%	18 69%	43 77%
		Take-outs 18 72%	19 84%	37 78%
		Total 43 78%	37 77%	80 78%

CAN - Canada		☺	☹	Game
4	EINARSON Kerri	Draws 3 75%	2 88%	5 80%
		Take-outs 10 78%	4 88%	14 80%
		Total 13 77%	6 88%	19 80%
3	SWEETING Val	Draws 5 100%	2 75%	7 93%
		Take-outs 4 75%	9 83%	13 81%
		Total 9 89%	11 82%	20 85%
2	BIRCHARD Shannon	Draws 5 100%	3 83%	8 94%
		Take-outs 9 64%	3 83%	12 69%
		Total 14 77%	6 83%	20 79%
1	HARRIS Briane	Draws 10 98%	9 97%	19 97%
		Take-outs 1 100%	0 -	1 100%
		Total 11 98%	9 97%	20 98%
A	KARWACKI Krysten	Draws 0 -	0 -	0 -
		Take-outs 0 -	0 -	0 -
		Total 0 -	0 -	0 -
Team		Draws 23 96%	16 91%	39 94%
		Take-outs 24 73%	16 84%	40 78%
		Total 47 84%	32 88%	79 85%

### Note:

Position and function for each team member:

4 = Fourth, 3 = Third, 2 = Second, 1 = Lead, A = Alternate, S = Skip, V = Vice-Skip

### Legend:

☺ Clockwise

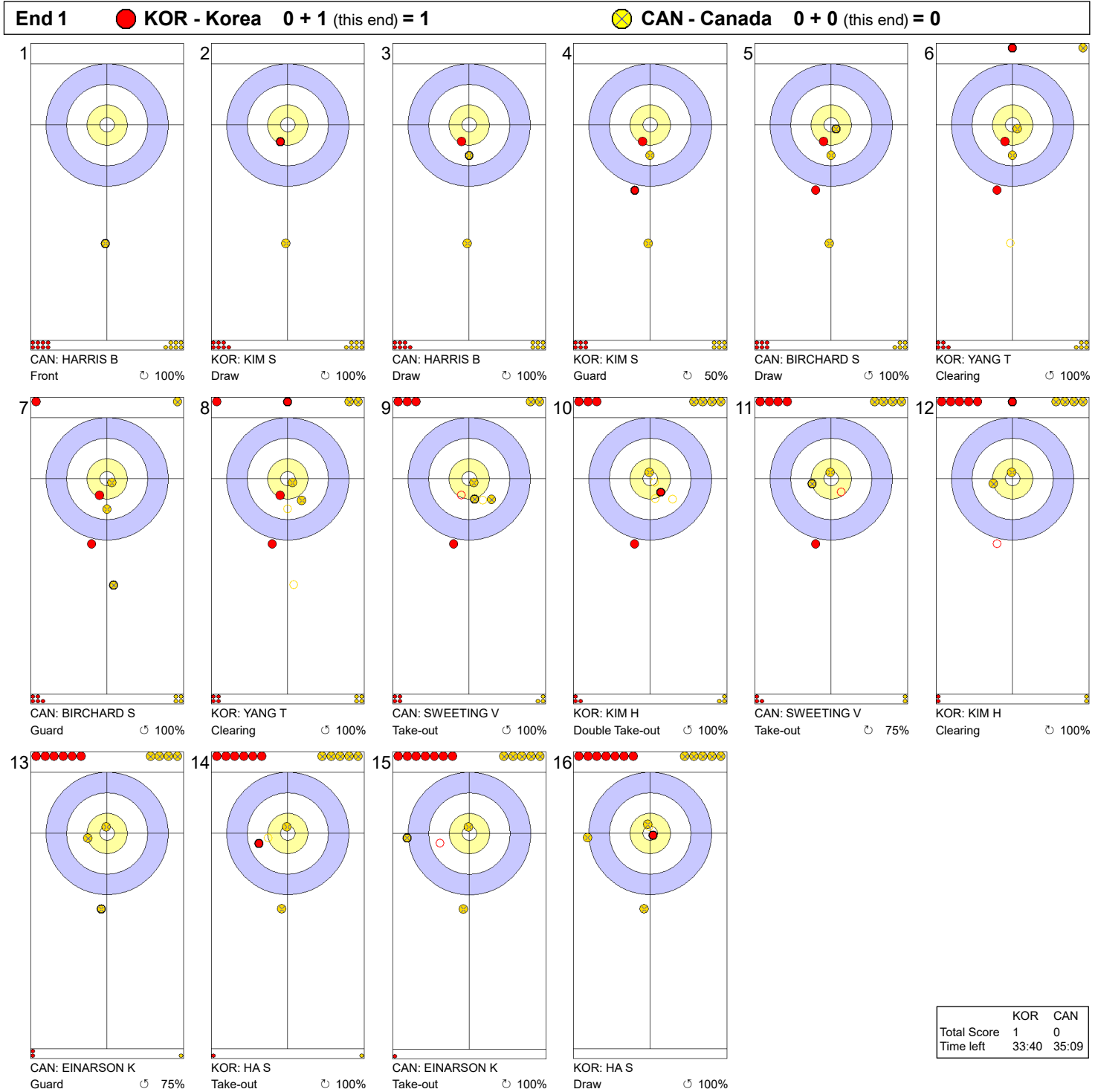
☹ Counter-clockwise

LSFE(\*) Last Stone First End

**WED 22 MAR 2023**  
 Start Time 19:00

**Round Robin Session 14 - Sheet D**

**Game - Shot by Shot**



**Legend:**  
 ↻ Clockwise                      ↺ Counter-clockwise                      - Not considered

**WED 22 MAR 2023**  
 Start Time 19:00

**Round Robin Session 14 - Sheet D**

**Game - Shot by Shot**

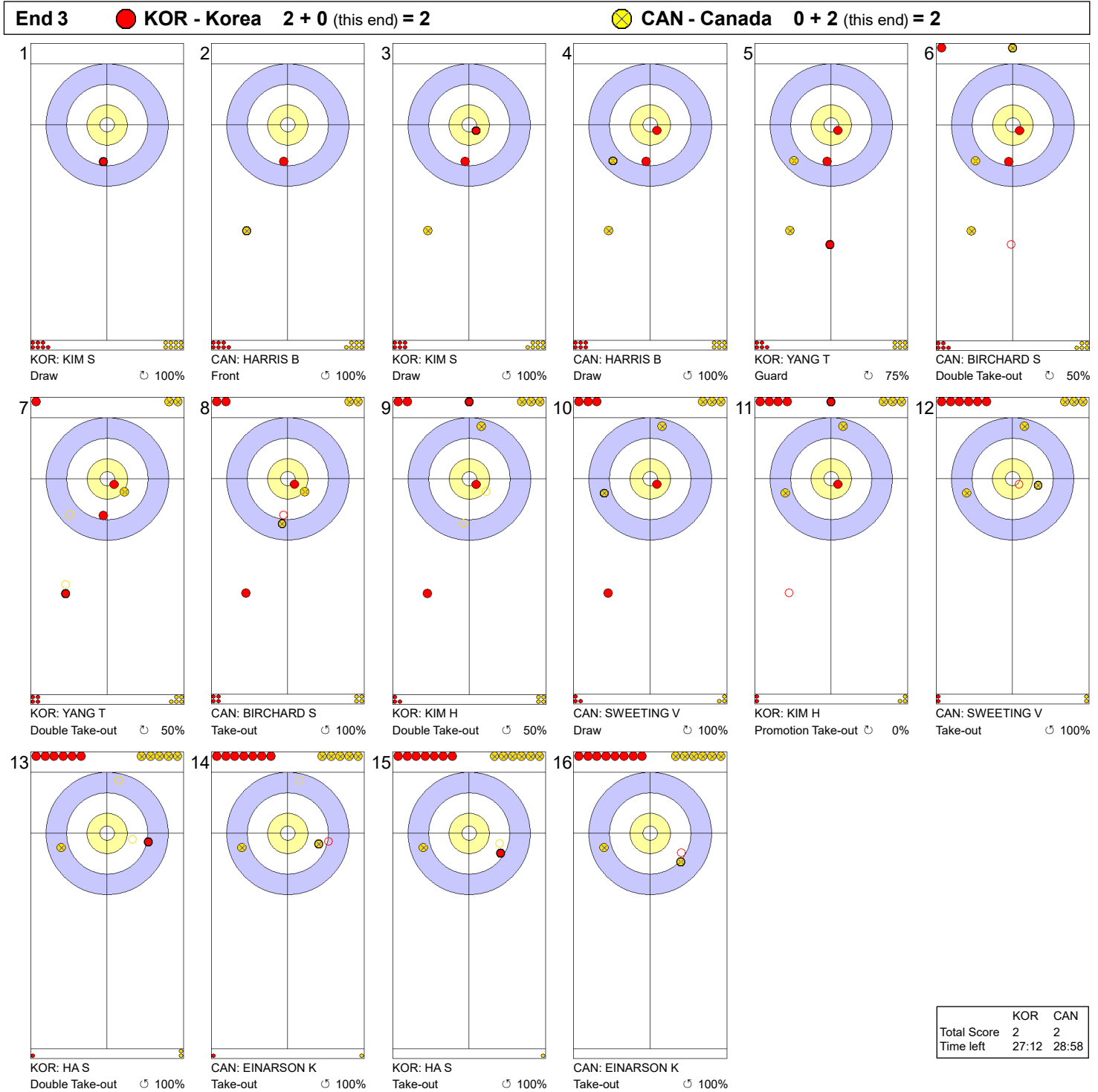


**Legend:**  
 ↻ Clockwise      ↺ Counter-clockwise      - Not considered

WED 22 MAR 2023  
Start Time 19:00

Round Robin Session 14 - Sheet D

Game - Shot by Shot



**Legend:**  
 ↻ Clockwise      ↺ Counter-clockwise      - Not considered

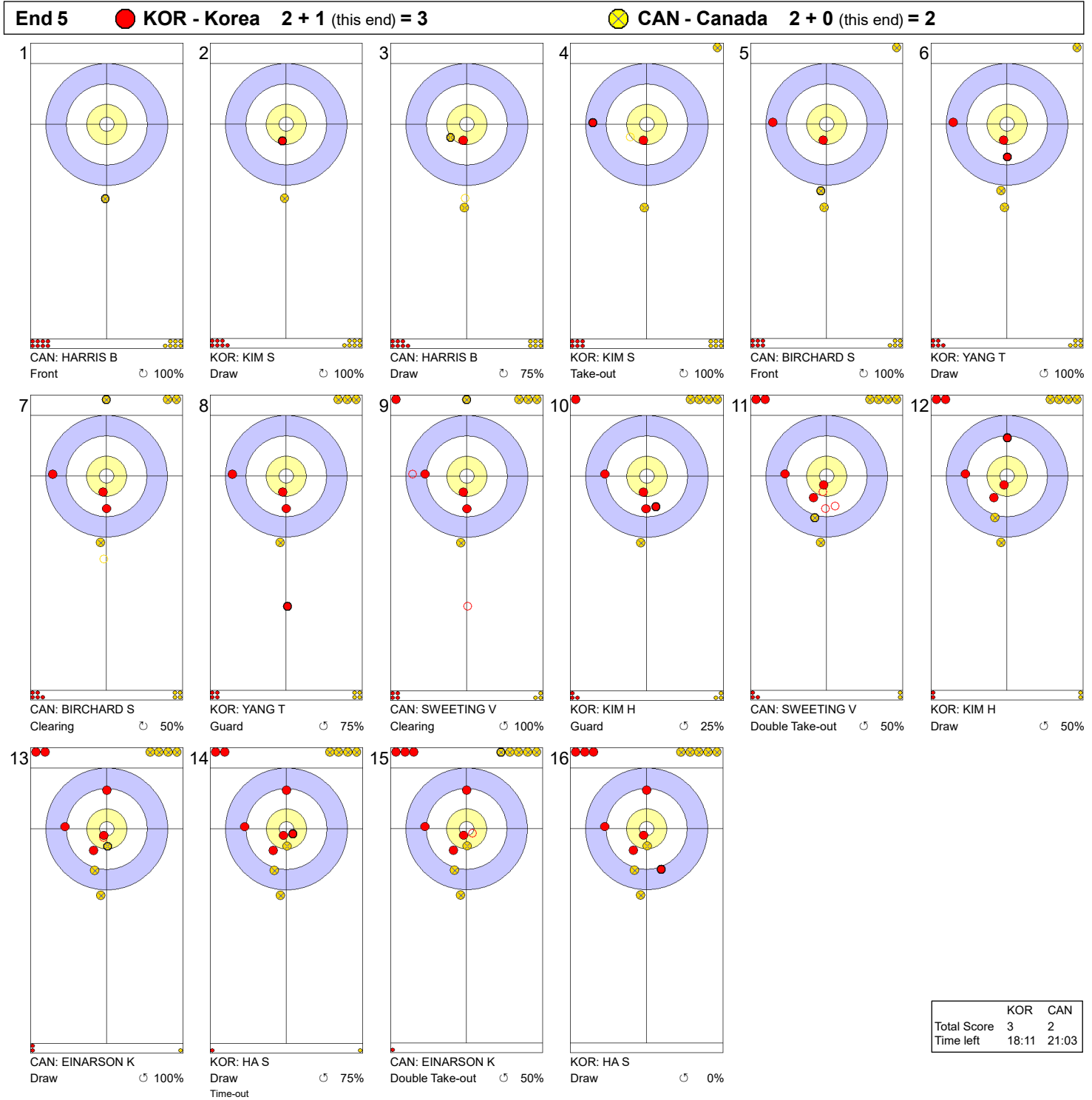




**WED 22 MAR 2023**  
 Start Time 19:00

**Round Robin Session 14 - Sheet D**

**Game - Shot by Shot**



**Legend:**  
 ↻ Clockwise                      ↺ Counter-clockwise                      - Not considered

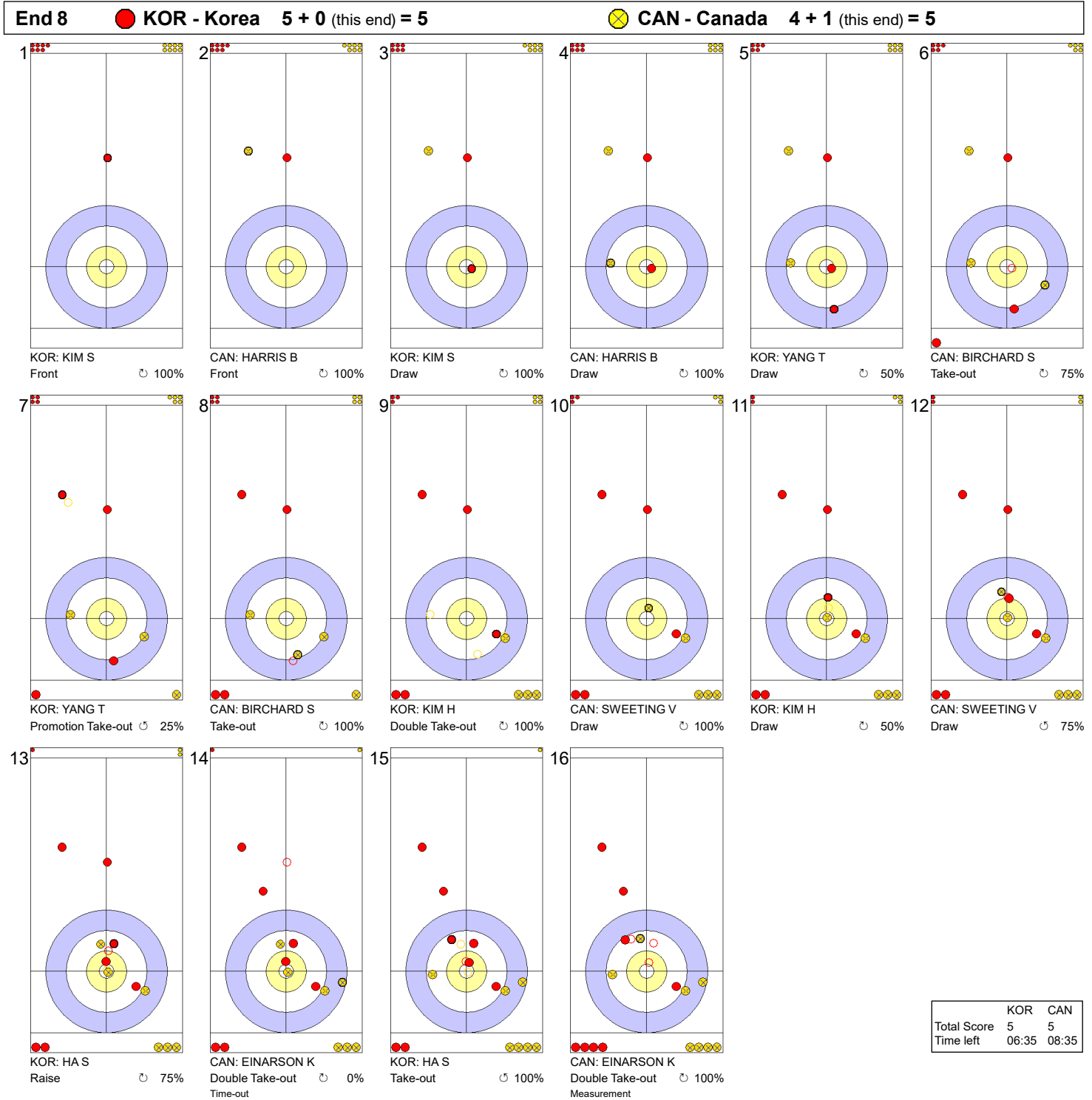




**WED 22 MAR 2023**  
 Start Time 19:00

**Round Robin Session 14 - Sheet D**

**Game - Shot by Shot**

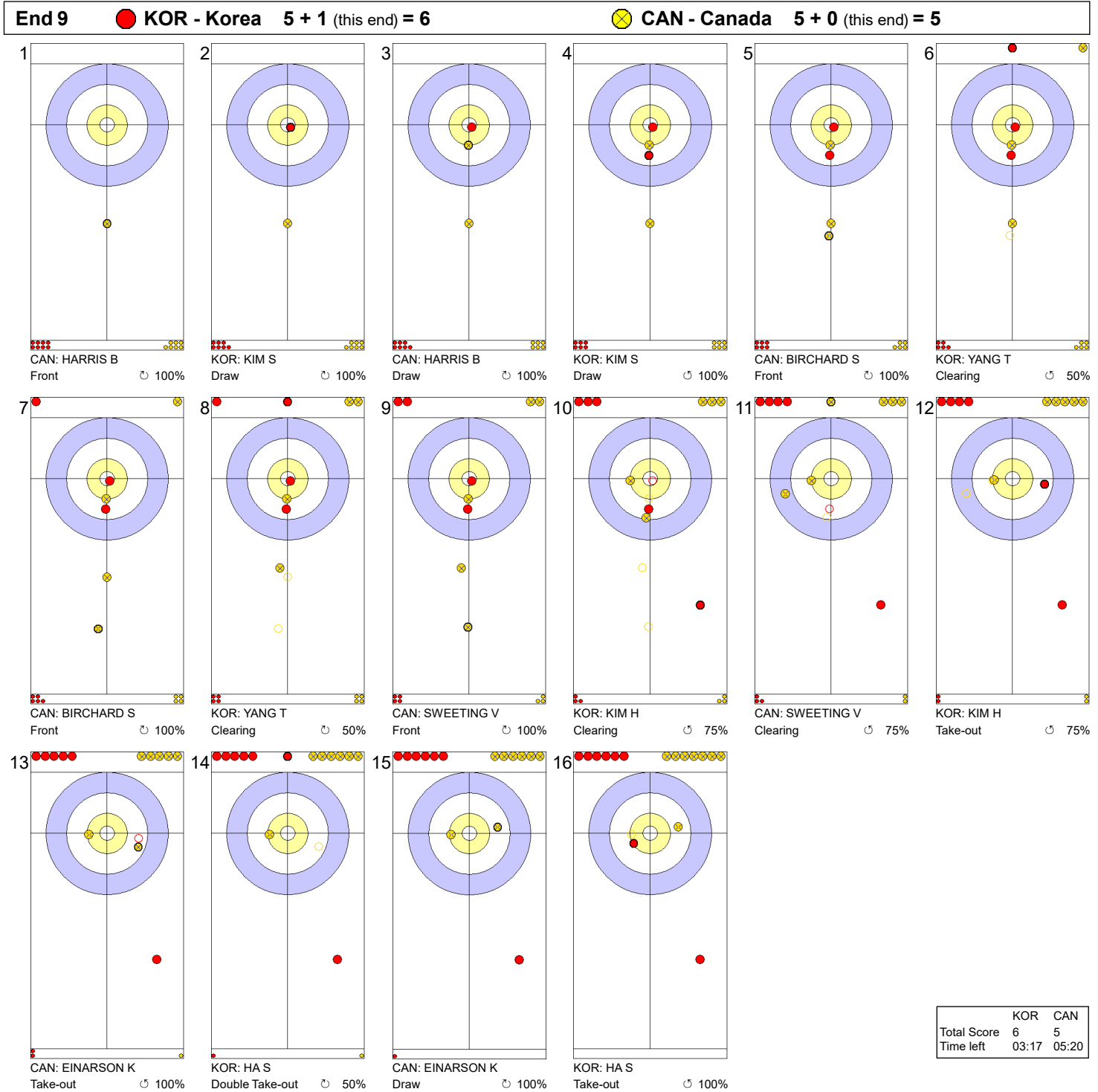


**Legend:**  
 ↻ Clockwise      ↺ Counter-clockwise      - Not considered

**WED 22 MAR 2023**  
 Start Time 19:00

**Round Robin Session 14 - Sheet D**

**Game - Shot by Shot**



**Legend:**  
 ↻ Clockwise      ↺ Counter-clockwise      - Not considered

**WED 22 MAR 2023**  
 Start Time 19:00

**Round Robin Session 14 - Sheet D**

**Game - Shot by Shot**



**Legend:**  
 ↻ Clockwise      ↺ Counter-clockwise      - Not considered

## Session Results and Standings

Sheet	Game	Team	LSFE	1	2	3	4	5	6	7	8	9	10	Extra Ends	Total
A	8	CAN - Canada	*	1	0	0	0	1	0	1	0	X	X		3
	8	GER - Germany		0	0	1	1	0	2	0	4	X	X		8
B	8	SCO - Scotland	*	0	2	0	2	0	1	0	2	0	1		8
	8	USA - United States		3	0	2	0	1	0	1	0	0	0		7
C	8	TUR - Türkiye		0	1	0	2	0	1	0	1	0	1		6
	8	NOR - Norway	*	0	0	2	0	2	0	2	0	1	0		7
D	8	JPN - Japan	*	0	1	0	1	0	1	0	0	0	0		3
	8	ITA - Italy		0	0	1	0	2	0	1	1	1	1		7

## Current Standings

Rank	Team	Games	Wins	Losses
1	SUI - Switzerland	7	7	0
2	ITA - Italy	8	6	2
3	CAN - Canada	8	5	3
3	GER - Germany	8	5	3
3	NOR - Norway	8	5	3
6	KOR - Korea	7	4	3
6	SWE - Sweden	7	4	3
8	USA - United States	8	4	4
9	JPN - Japan	8	3	5
9	TUR - Türkiye	8	3	5
11	DEN - Denmark	7	2	5
12	SCO - Scotland	8	2	6
13	NZL - New Zealand	8	0	8

**Note:**  
Under WCF rules, tie-breaking rules for standings are not applied until after the last game of the round robin.

**Legend:**  
LSFE(\*) Last Stone First End      X      Unplayed/unfinished end due to concession

WED 22 MAR 2023  
Start Time 14:00

Round Robin Session 13 - Sheet A

## Game Results

Sheet	Game	Team	LSFE	1	2	3	4	5	6	7	8	9	10	Extra Ends	Total
A	8	CAN - Canada	*	1	0	0	0	1	0	1	0	X	X		3
	8	GER - Germany		0	0	1	1	0	2	0	4	X	X		8

CAN - Canada		Shot Success	Game	All
4 S	EINARSON Kerri	61%		76%
3 V	SWEETING Val	80%		75%
2	BIRCHARD Shannon	86%		84%
1	HARRIS Briane	89%		89%
A	KARWACKI Krysten	-		-
Team Total		79%		81%

GER - Germany		Shot Success	Game	All
4 S	JENTSCH Daniela	81%		71%
3 V	ABBES Emira	80%		77%
2	SCHOELL Pia-Lisa	80%		78%
1	JENTSCH Analena	80%		79%
A	KAPP Lena	-		77%
Team Total		80%		76%

Last Stone Draw		Distance
⌚	EINARSON Kerri	14.6cm
⌚	HARRIS Briane	8.9cm
<b>Total</b>		<b>23.5cm</b>

Last Stone Draw		Distance
⌚	ABBES Emira	158.2cm
⌚	JENTSCH Daniela	41.8cm
<b>Total</b>		<b>200.0cm</b>

Time remaining: 10 minutes 17 seconds

Time remaining: 6 minutes 58 seconds

Time-out: End 8 - CAN stone 8

## Shot Success Analysis

CAN - Canada		⌚	⌚	Game
4	EINARSON Kerri	Draws	2 0%	6 92%
		Take-outs	4 63%	4 44%
		Total	6 42%	10 73%
3	SWEETING Val	Draws	4 56%	1 75%
		Take-outs	5 85%	6 92%
		Total	9 72%	7 89%
2	BIRCHARD Shannon	Draws	4 88%	1 25%
		Take-outs	4 88%	7 93%
		Total	8 88%	8 84%
1	HARRIS Briane	Draws	6 96%	9 83%
		Take-outs	1 100%	0 -
		Total	7 96%	9 83%
A	KARWACKI Krysten	Draws	0 -	0 -
		Take-outs	0 -	0 -
		Total	0 -	0 -
Team		Draws	16 72%	17 82%
		Take-outs	14 80%	17 81%
		Total	30 76%	34 82%

GER - Germany		⌚	⌚	Game
4	JENTSCH Daniela	Draws	2 100%	6 58%
		Take-outs	3 100%	5 90%
		Total	5 100%	11 73%
3	ABBES Emira	Draws	5 90%	2 50%
		Take-outs	4 81%	5 80%
		Total	9 86%	7 71%
2	SCHOELL Pia-Lisa	Draws	0 -	7 64%
		Take-outs	5 90%	4 94%
		Total	5 90%	11 75%
1	JENTSCH Analena	Draws	0 -	13 83%
		Take-outs	0 -	3 67%
		Total	0 -	16 80%
A	KAPP Lena	Draws	0 -	0 -
		Take-outs	0 -	0 -
		Total	0 -	0 -
Team		Draws	7 93%	28 71%
		Take-outs	12 90%	17 84%
		Total	19 91%	45 76%

**Note:**  
Position and function for each team member:  
4 = Fourth, 3 = Third, 2 = Second, 1 = Lead, A = Alternate, S = Skip, V = Vice-Skip

**Legend:**  
⌚ Clockwise      ⌚ Counter-clockwise      LSFE(\*) Last Stone First End  
X Unplayed/unfinished end due to concession

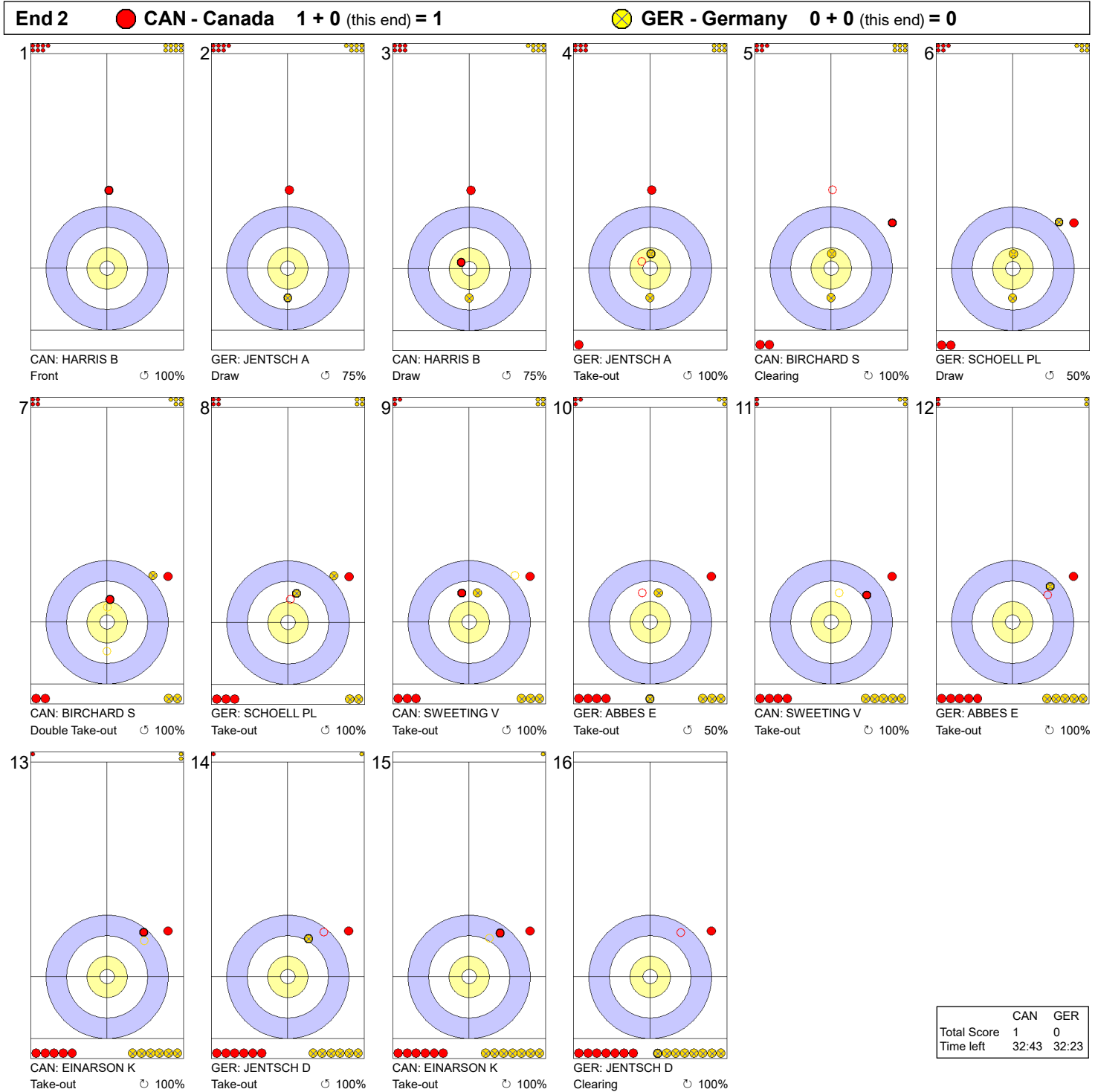




WED 22 MAR 2023  
Start Time 14:00

Round Robin Session 13 - Sheet A

Game - Shot by Shot



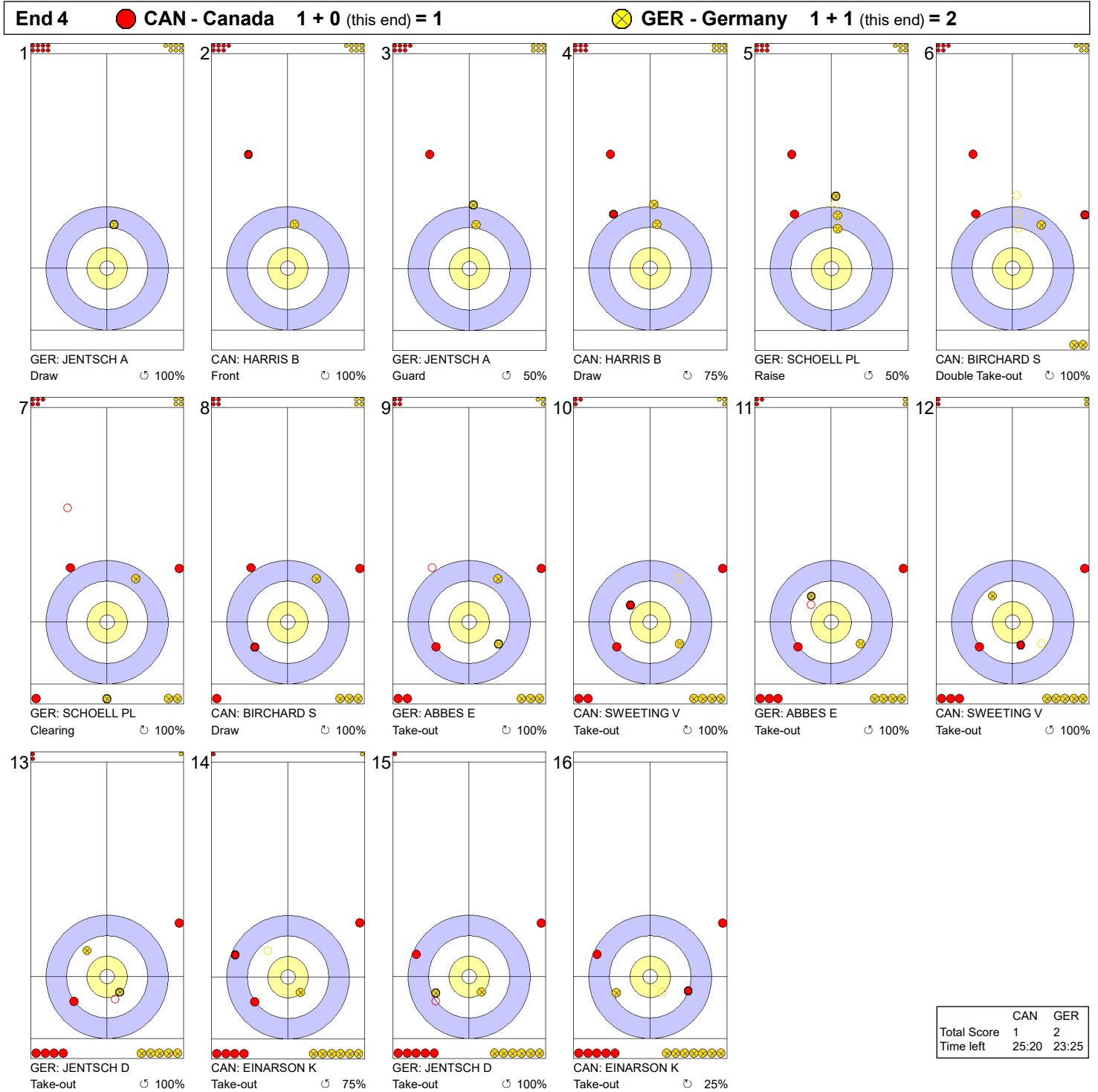
**Legend:**  
 ⤵ Clockwise      ⤴ Counter-clockwise      - Not considered



WED 22 MAR 2023  
Start Time 14:00

Round Robin Session 13 - Sheet A

Game - Shot by Shot



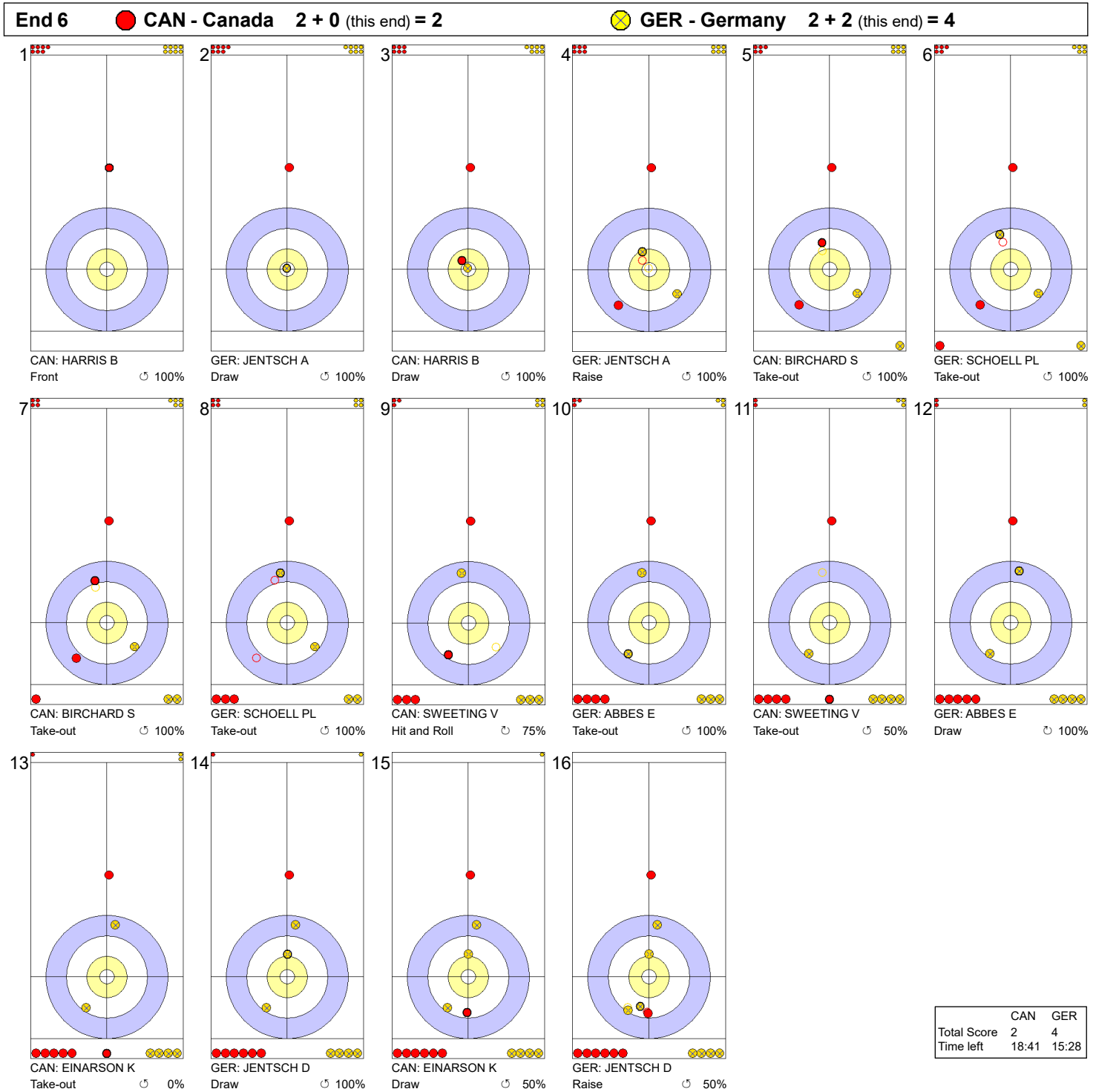
**Legend:**  
 ↻ Clockwise      ↺ Counter-clockwise      - Not considered



**WED 22 MAR 2023**  
 Start Time 14:00

**Round Robin Session 13 - Sheet A**

**Game - Shot by Shot**

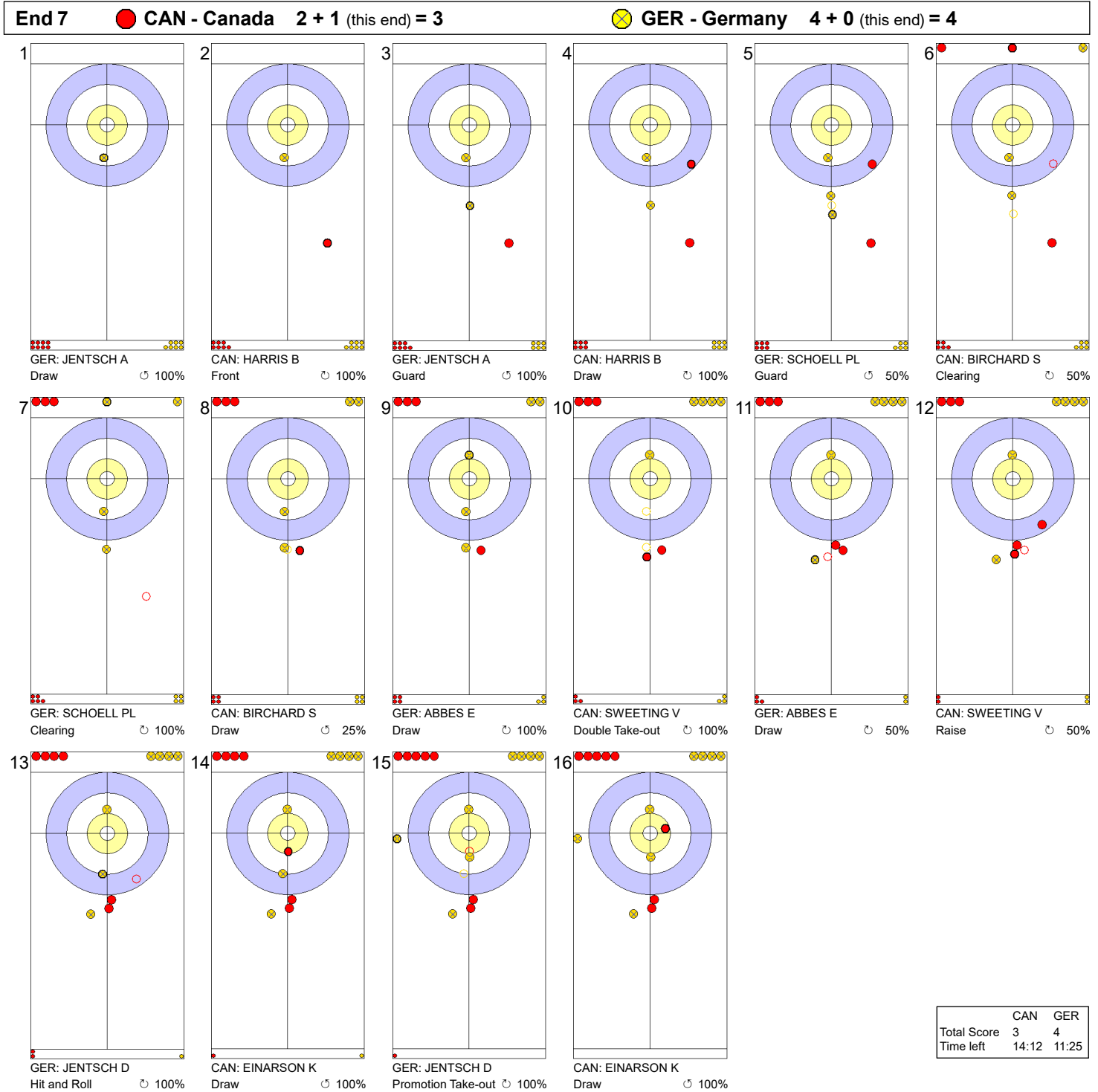


**Legend:**  
 ↻ Clockwise      ↺ Counter-clockwise      - Not considered

**WED 22 MAR 2023**  
 Start Time 14:00

**Round Robin Session 13 - Sheet A**

**Game - Shot by Shot**

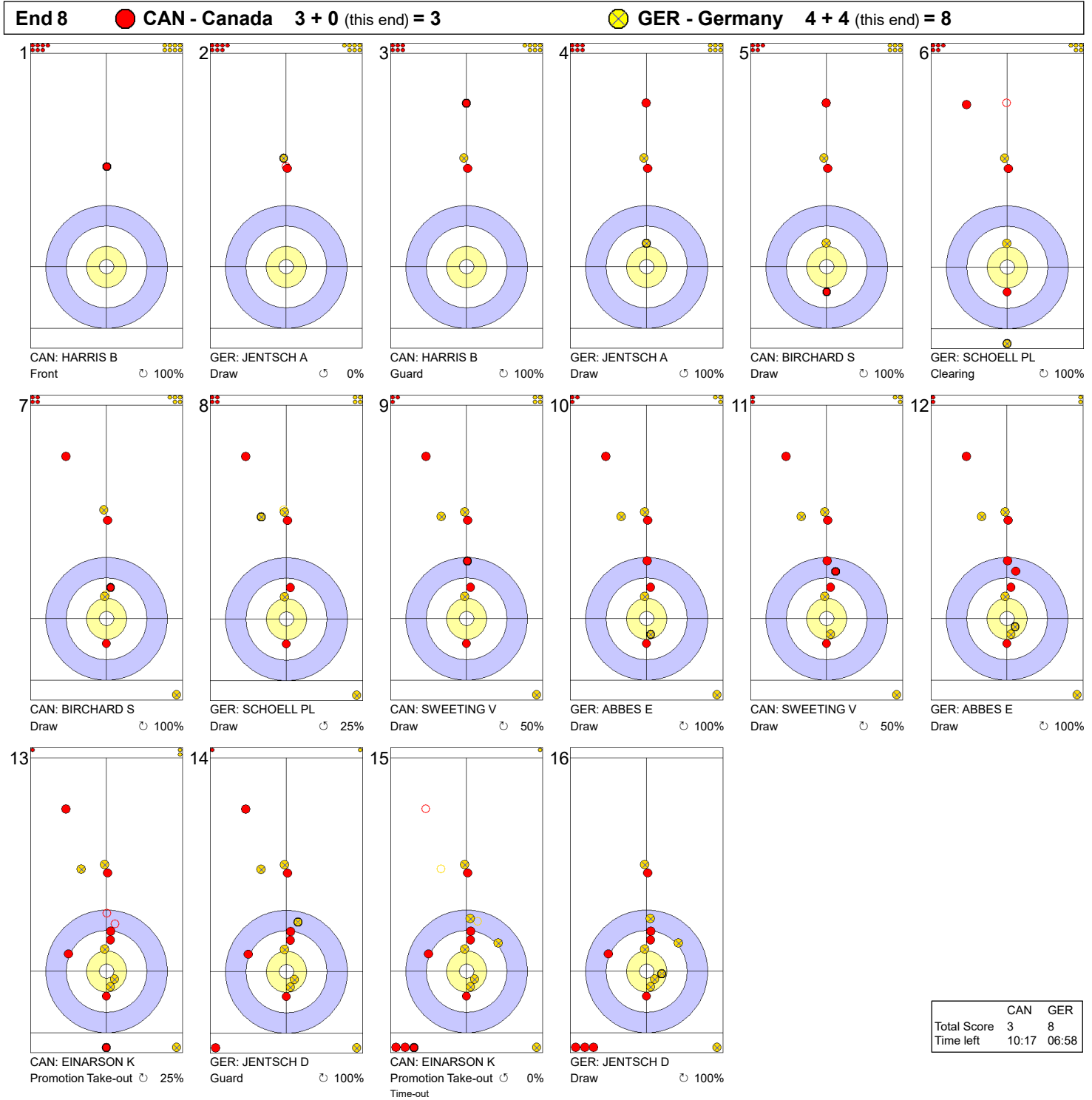


**Legend:**  
 ↻ Clockwise      ↺ Counter-clockwise      - Not considered

WED 22 MAR 2023  
Start Time 14:00

Round Robin Session 13 - Sheet A

Game - Shot by Shot



**Legend:**  
 ↻ Clockwise      ↺ Counter-clockwise      - Not considered



WED 22 MAR 2023  
Start Time 14:00

Round Robin Session 13 - Sheet B

## Game Results

Sheet	Game	Team	LSFE	1	2	3	4	5	6	7	8	9	10	Extra Ends	Total
B	8	SCO - Scotland	*	0	2	0	2	0	1	0	2	0	1		8
	8	USA - United States		3	0	2	0	1	0	1	0	0	0		7

SCO - Scotland		Shot Success	Game	All
4 S	MORRISON Rebecca	76%	72%	
3	DODDS Jennifer	94%	83%	
2	SINCLAIR Sophie	79%	74%	
1 V	JACKSON Sophie	84%	86%	
A	AITKEN Gina	-	72%	
Team Total		83%	77%	

USA - United States		Shot Success	Game	All
4 S	PETERSON Tabitha	66%	79%	
3 V	THIESSE Cory	88%	84%	
2	HAMILTON Becca	86%	78%	
1	PETERSON Tara	86%	86%	
A	PERSINGER Vicky	-	92%	
Team Total		82%	82%	

Last Stone Draw		Distance
☺	MORRISON Rebecca	24.8cm
☹	SINCLAIR Sophie	19.5cm
<b>Total</b>		<b>44.3cm</b>

Last Stone Draw		Distance
☺	PETERSON Tabitha	9.1cm
☹	HAMILTON Becca	118.9cm
<b>Total</b>		<b>128.0cm</b>

Time remaining: 0 minutes 33 seconds

Time-out: End 10 - SCO stone 7

Time remaining: 0 minutes 12 seconds

Time-out: End 10 - USA stone 6

## Shot Success Analysis

SCO - Scotland		☺	☹	Game
4	MORRISON Rebecca	Draws 4 75%	4 81%	8 78%
		Take-outs 5 70%	7 79%	12 75%
		Total 9 72%	11 80%	20 76%
3	DODDS Jennifer	Draws 2 100%	9 97%	11 98%
		Take-outs 1 100%	8 88%	9 89%
		Total 3 100%	17 93%	20 94%
2	SINCLAIR Sophie	Draws 4 69%	12 83%	16 80%
		Take-outs 2 63%	2 88%	4 75%
		Total 6 67%	14 84%	20 79%
1	JACKSON Sophie	Draws 3 58%	15 92%	18 86%
		Take-outs 2 63%	0 -	2 63%
		Total 5 60%	15 92%	20 84%
A	AITKEN Gina	Draws 0 -	0 -	0 -
		Take-outs 0 -	0 -	0 -
		Total 0 -	0 -	0 -
Team		Draws 13 73%	40 89%	53 85%
		Take-outs 10 70%	17 84%	27 79%
		Total 23 72%	57 88%	80 83%

USA - United States		☺	☹	Game
4	PETERSON Tabitha	Draws 5 70%	5 85%	10 78%
		Take-outs 4 56%	5 50%	9 53%
		Total 9 64%	10 68%	19 66%
3	THIESSE Cory	Draws 2 100%	2 88%	4 94%
		Take-outs 5 75%	11 91%	16 86%
		Total 7 82%	13 90%	20 88%
2	HAMILTON Becca	Draws 3 67%	2 88%	5 75%
		Take-outs 6 75%	9 100%	15 90%
		Total 9 72%	11 98%	20 86%
1	PETERSON Tara	Draws 6 100%	14 80%	20 86%
		Take-outs 0 -	0 -	0 -
		Total 6 100%	14 80%	20 86%
A	PERSINGER Vicky	Draws 0 -	0 -	0 -
		Take-outs 0 -	0 -	0 -
		Total 0 -	0 -	0 -
Team		Draws 16 84%	23 83%	39 83%
		Take-outs 15 70%	25 86%	40 80%
		Total 31 77%	48 84%	79 82%

### Note:

Position and function for each team member:

4 = Fourth, 3 = Third, 2 = Second, 1 = Lead, A = Alternate, S = Skip, V = Vice-Skip

### Legend:

☺ Clockwise

☹ Counter-clockwise

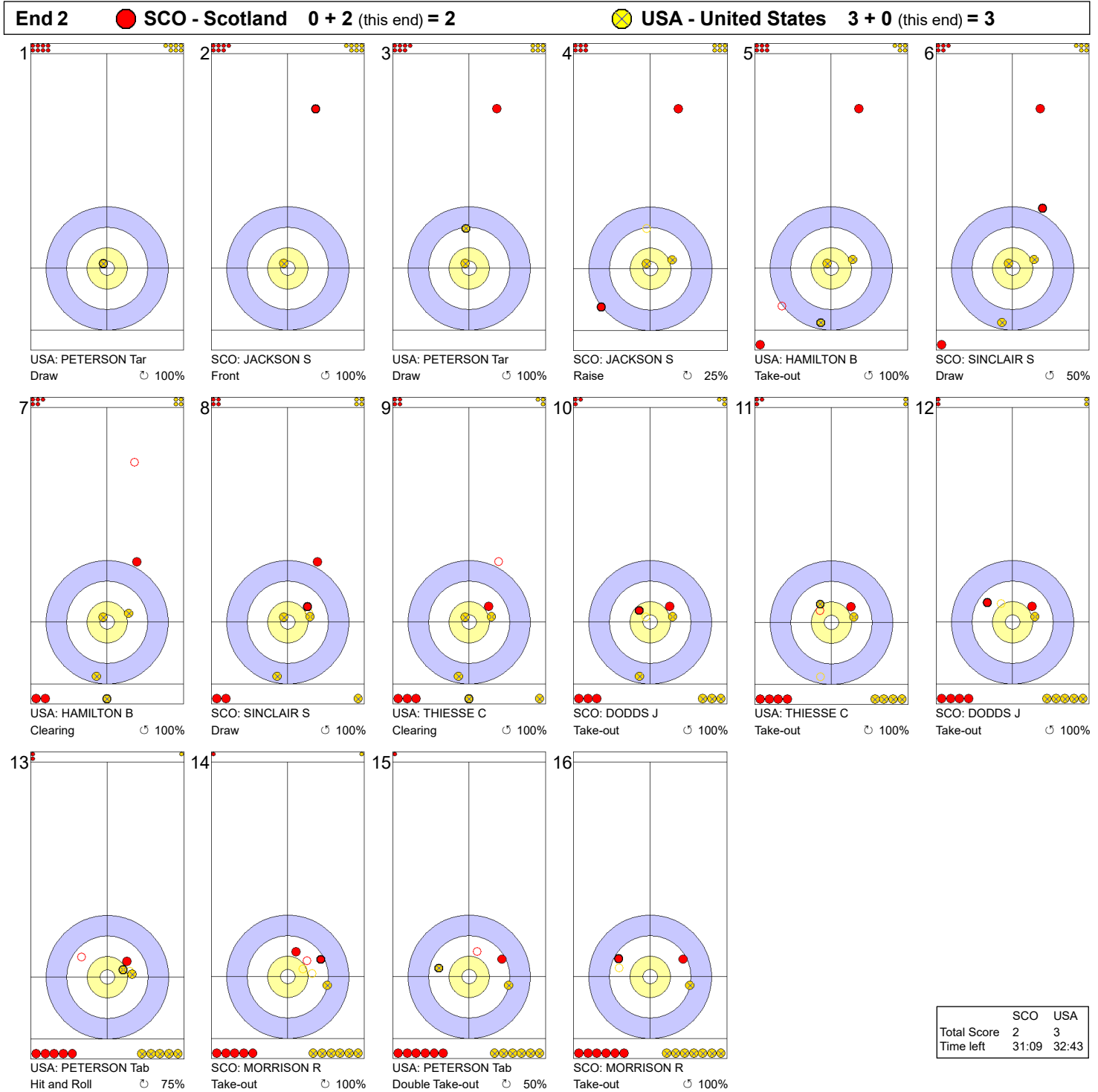
LSFE(\*) Last Stone First End



**WED 22 MAR 2023**  
 Start Time 14:00

**Round Robin Session 13 - Sheet B**

**Game - Shot by Shot**



**Legend:**  
 ↻ Clockwise      ↺ Counter-clockwise      - Not considered



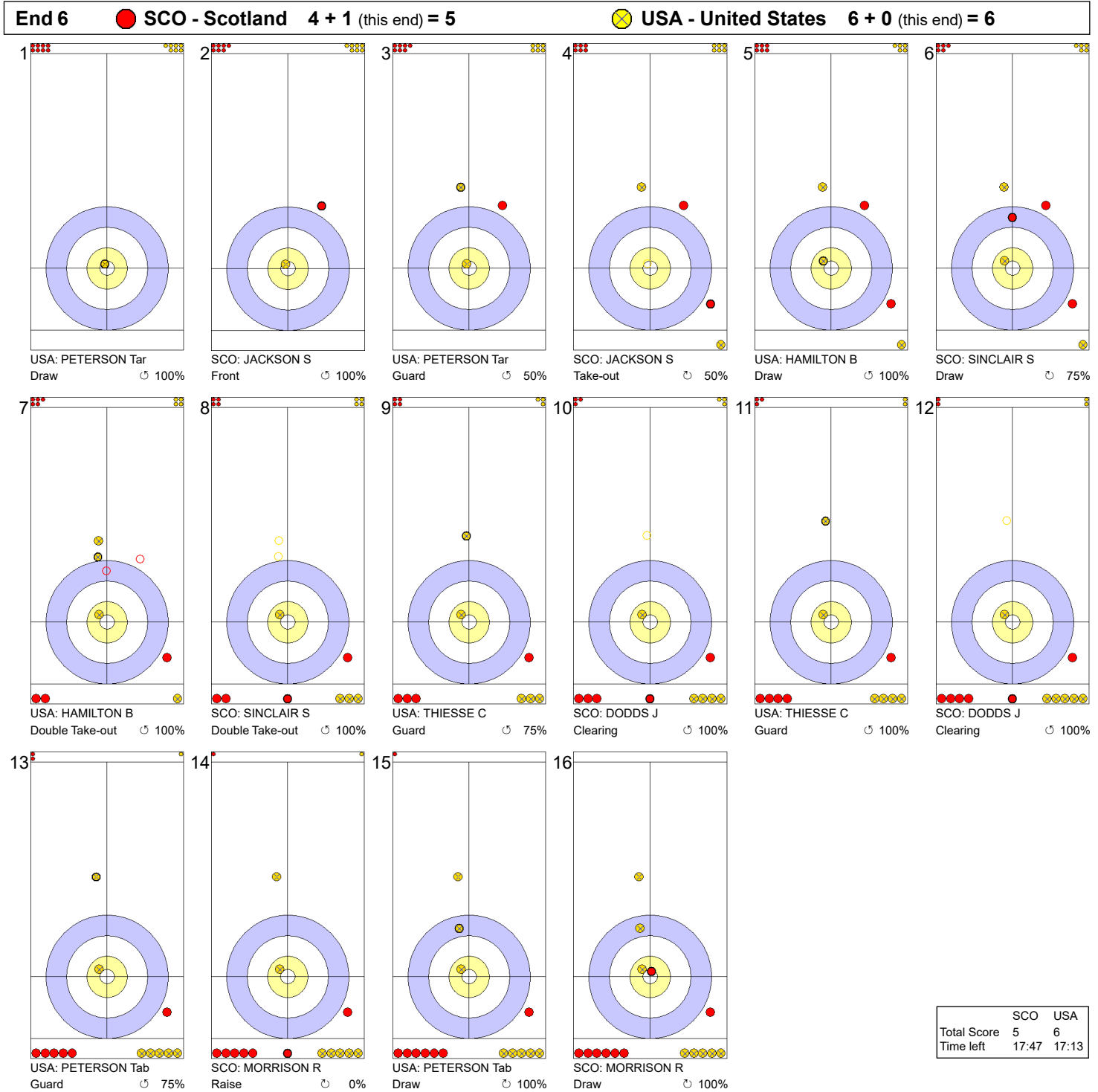




**WED 22 MAR 2023**
  
 Start Time 14:00

**Round Robin Session 13 - Sheet B**

**Game - Shot by Shot**

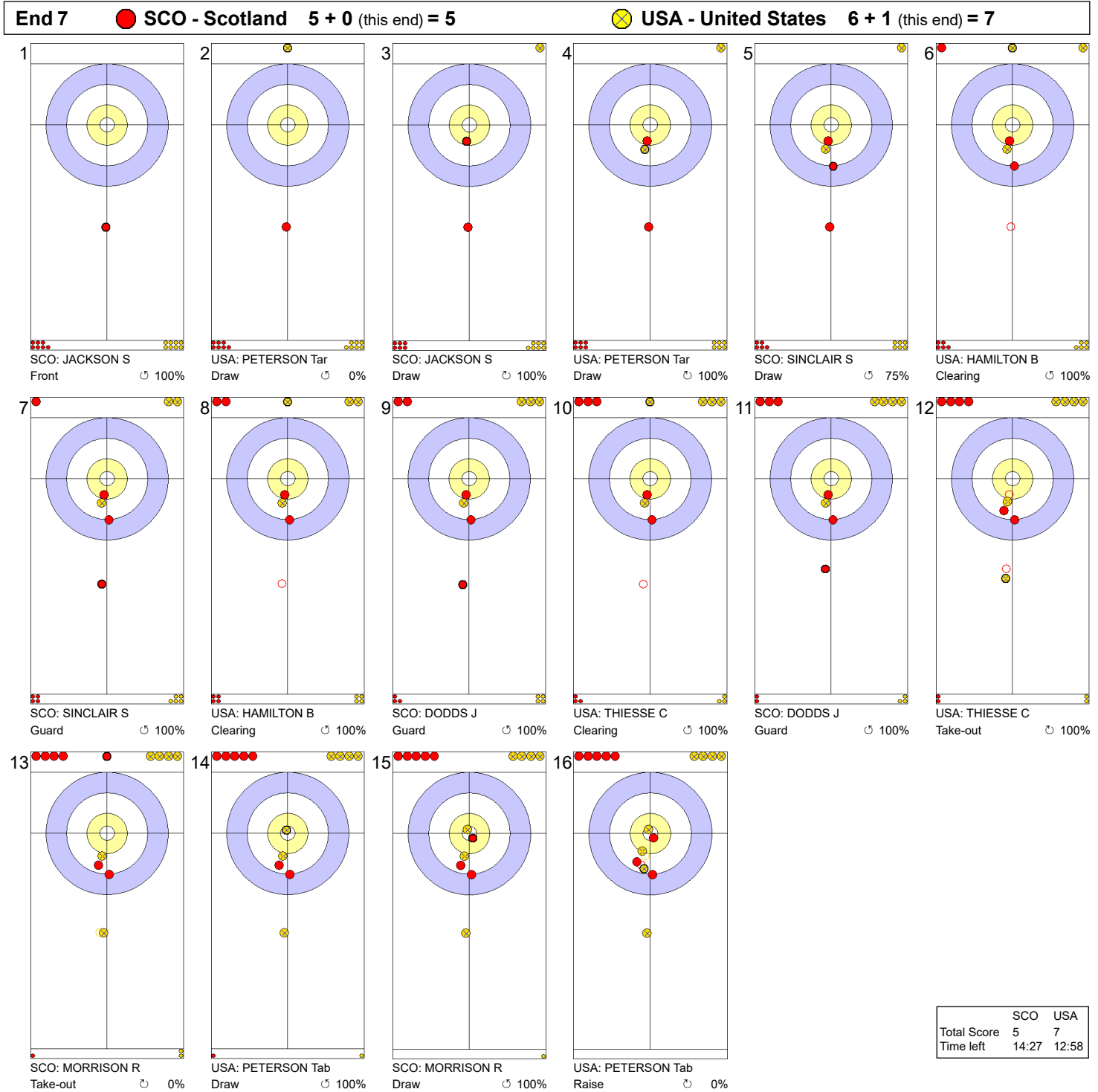


**Legend:**
  
↻ Clockwise      ↺ Counter-clockwise      - Not considered

**WED 22 MAR 2023**  
 Start Time 14:00

**Round Robin Session 13 - Sheet B**

**Game - Shot by Shot**



**Legend:**  
 ↻ Clockwise      ↺ Counter-clockwise      - Not considered



**WED 22 MAR 2023**  
 Start Time 14:00

**Round Robin Session 13 - Sheet B**

**Game - Shot by Shot**



	SCO	USA
Total Score	7	7
Time left	09:51	07:58

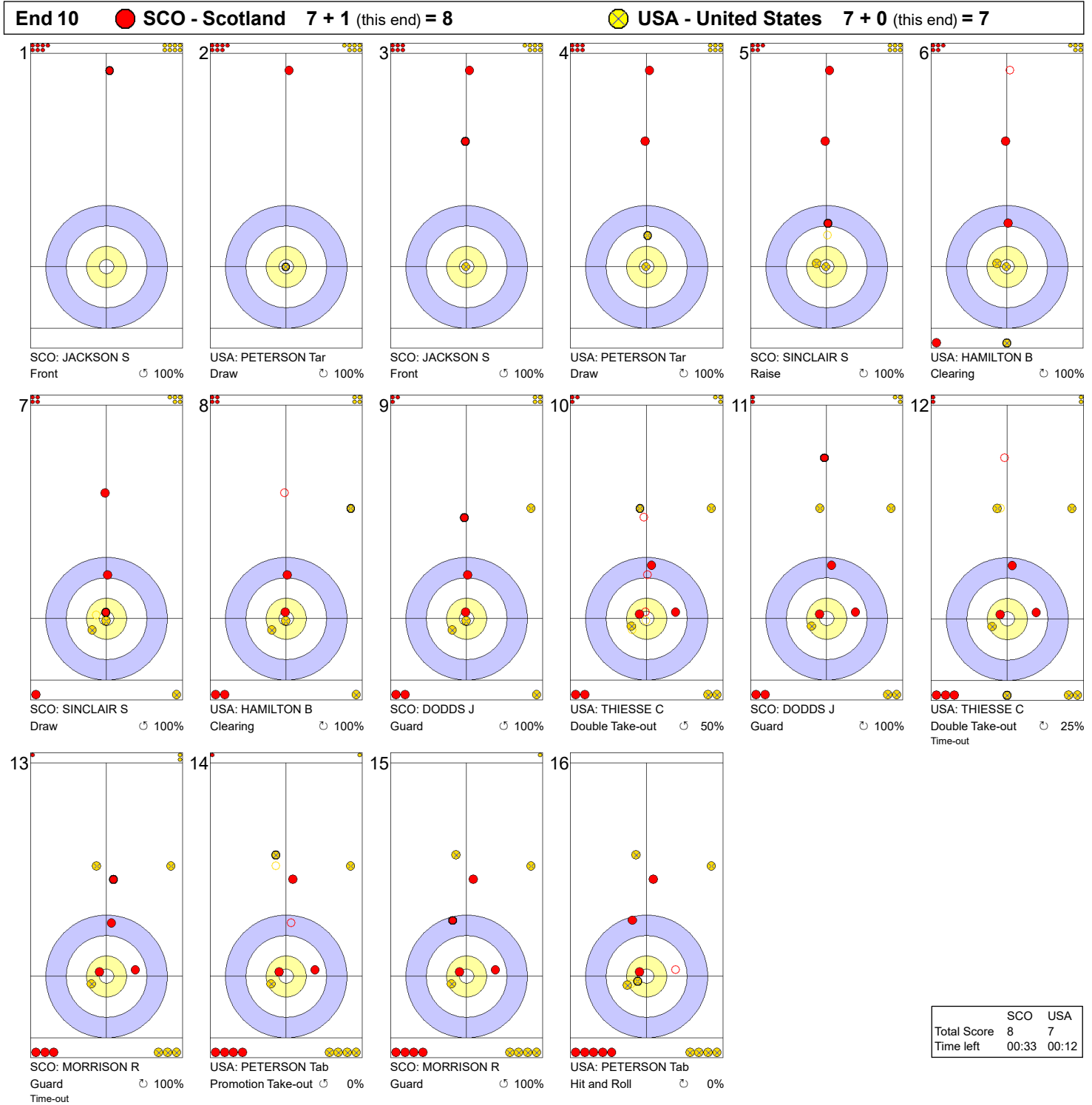
**Legend:**  
⤵ Clockwise      ⤴ Counter-clockwise      - Not considered



**WED 22 MAR 2023**
  
 Start Time 14:00

**Round Robin Session 13 - Sheet B**

**Game - Shot by Shot**



SCO	USA
Total Score 8	7
Time left 00:33	00:12

**Legend:**
  
 ⌚ Clockwise      ⌚ Counter-clockwise      - Not considered

WED 22 MAR 2023  
Start Time 14:00

Round Robin Session 13 - Sheet C

## Game Results

Sheet	Game	Team	LSFE	1	2	3	4	5	6	7	8	9	10	Extra Ends	Total
C	8	TUR - Türkiye		0	1	0	2	0	1	0	1	0	1		6
	8	NOR - Norway	*	0	0	2	0	2	0	2	0	1	0		7

TUR - Türkiye		Shot Success	Game	All
4 S	YILDIZ Dilsat	63%	69%	
3 V	POLAT Oznur	69%	77%	
2	CALIKUSU Ifayet Safak	63%	66%	
1	SENGUL Berfin	89%	84%	
A	POLAT Mihriban	-	68%	
Team Total		71%	74%	

NOR - Norway		Shot Success	Game	All
4 V	SKASLIEN Kristin	74%	74%	
3 S	ROERVIK Marianne	74%	78%	
2	HASLEV NORDBYE Mille	86%	84%	
1	ROENNING Martine	89%	88%	
A	RAMSFJELL Maia	-	-	
Team Total		81%	81%	

Last Stone Draw		Distance
⌚	POLAT Oznur	21.9cm
⌚	SENGUL Berfin	32.9cm
<b>Total</b>		<b>54.8cm</b>

Last Stone Draw		Distance
⌚	ROENNING Martine	7.8cm
⌚	SKASLIEN Kristin	3.3cm
<b>Total</b>		<b>11.1cm</b>

Time remaining: 5 minutes 52 seconds

Time-out: End 10 - TUR stone 6

Time remaining: 0 minutes 20 seconds

Time-out: End 10 - NOR stone 6

## Shot Success Analysis

TUR - Türkiye		⌚	⌚	Game	
4	YILDIZ Dilsat	Draws	4 88%	6 67%	10 75%
		Take-outs	7 43%	2 75%	9 50%
		Total	11 59%	8 69%	19 63%
3	POLAT Oznur	Draws	3 75%	4 69%	7 71%
		Take-outs	7 61%	6 75%	13 67%
		Total	10 65%	10 73%	20 69%
2	CALIKUSU Ifayet Safak	Draws	3 58%	3 58%	6 58%
		Take-outs	6 79%	8 53%	14 64%
		Total	9 72%	11 55%	20 63%
1	SENGUL Berfin	Draws	12 90%	5 80%	17 87%
		Take-outs	3 100%	0 -	3 100%
		Total	15 92%	5 80%	20 89%
A	POLAT Mihriban	Draws	0 -	0 -	0 -
		Take-outs	0 -	0 -	0 -
		Total	0 -	0 -	0 -
Team		Draws	22 83%	18 69%	40 77%
		Take-outs	23 65%	16 64%	39 65%
		Total	45 74%	34 67%	79 71%

NOR - Norway		⌚	⌚	Game	
4	SKASLIEN Kristin	Draws	5 60%	5 75%	10 68%
		Take-outs	6 92%	3 58%	9 81%
		Total	11 77%	8 69%	19 74%
3	ROERVIK Marianne	Draws	3 83%	7 71%	10 75%
		Take-outs	7 75%	3 67%	10 73%
		Total	10 78%	10 70%	20 74%
2	HASLEV NORDBYE Mille	Draws	5 90%	6 75%	11 82%
		Take-outs	7 89%	2 100%	9 92%
		Total	12 90%	8 81%	20 86%
1	ROENNING Martine	Draws	10 100%	4 69%	14 91%
		Take-outs	4 100%	2 50%	6 83%
		Total	14 100%	6 63%	20 89%
A	RAMSFJELL Maia	Draws	0 -	0 -	0 -
		Take-outs	0 -	0 -	0 -
		Total	0 -	0 -	0 -
Team		Draws	23 87%	22 73%	45 80%
		Take-outs	24 88%	10 68%	34 82%
		Total	47 87%	32 71%	79 81%

### Note:

Position and function for each team member:

4 = Fourth, 3 = Third, 2 = Second, 1 = Lead, A = Alternate, S = Skip, V = Vice-Skip

### Legend:

⌚ Clockwise

⌚ Counter-clockwise

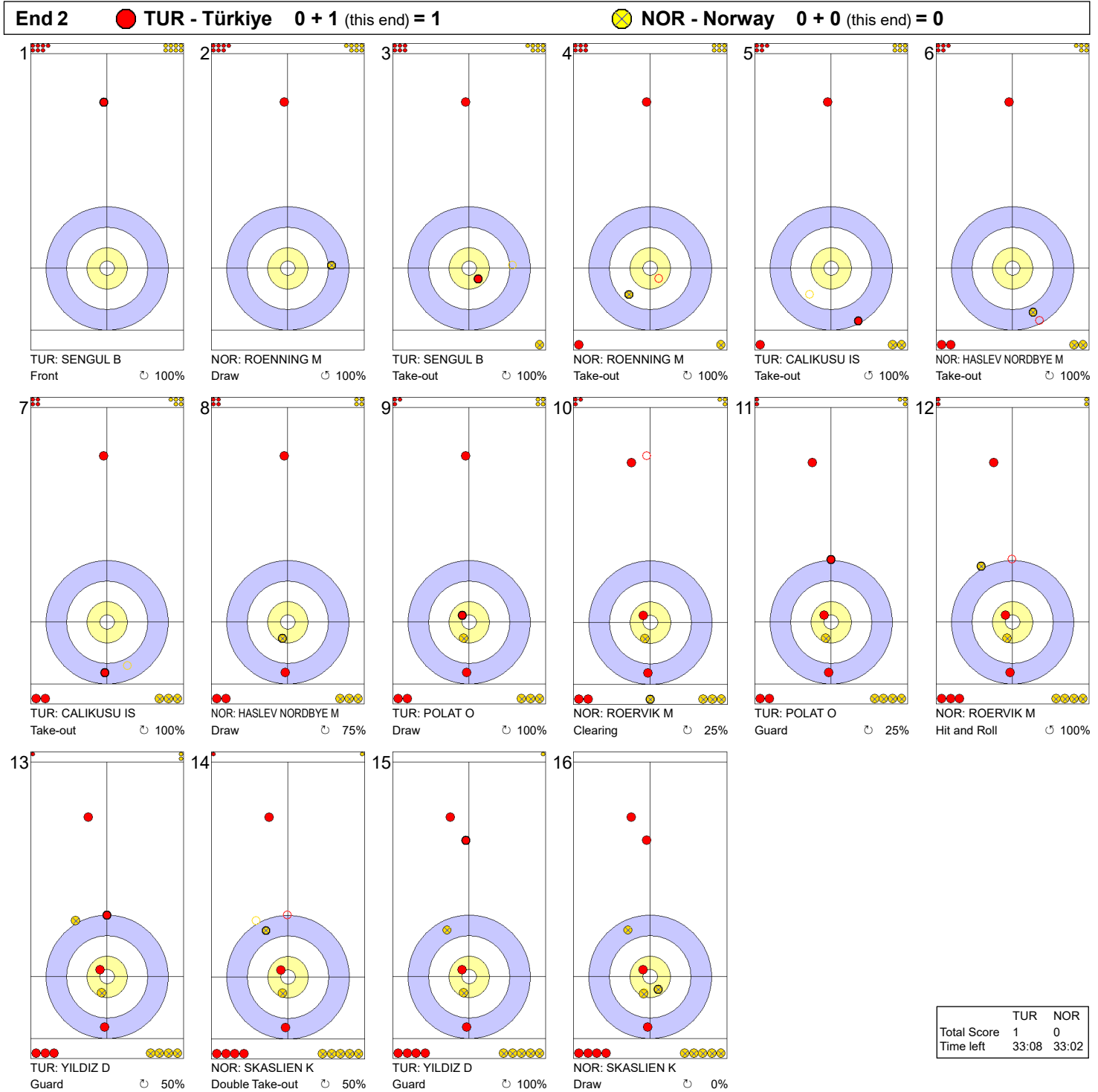
LSFE(\*) Last Stone First End



**WED 22 MAR 2023**  
 Start Time 14:00

**Round Robin Session 13 - Sheet C**

**Game - Shot by Shot**

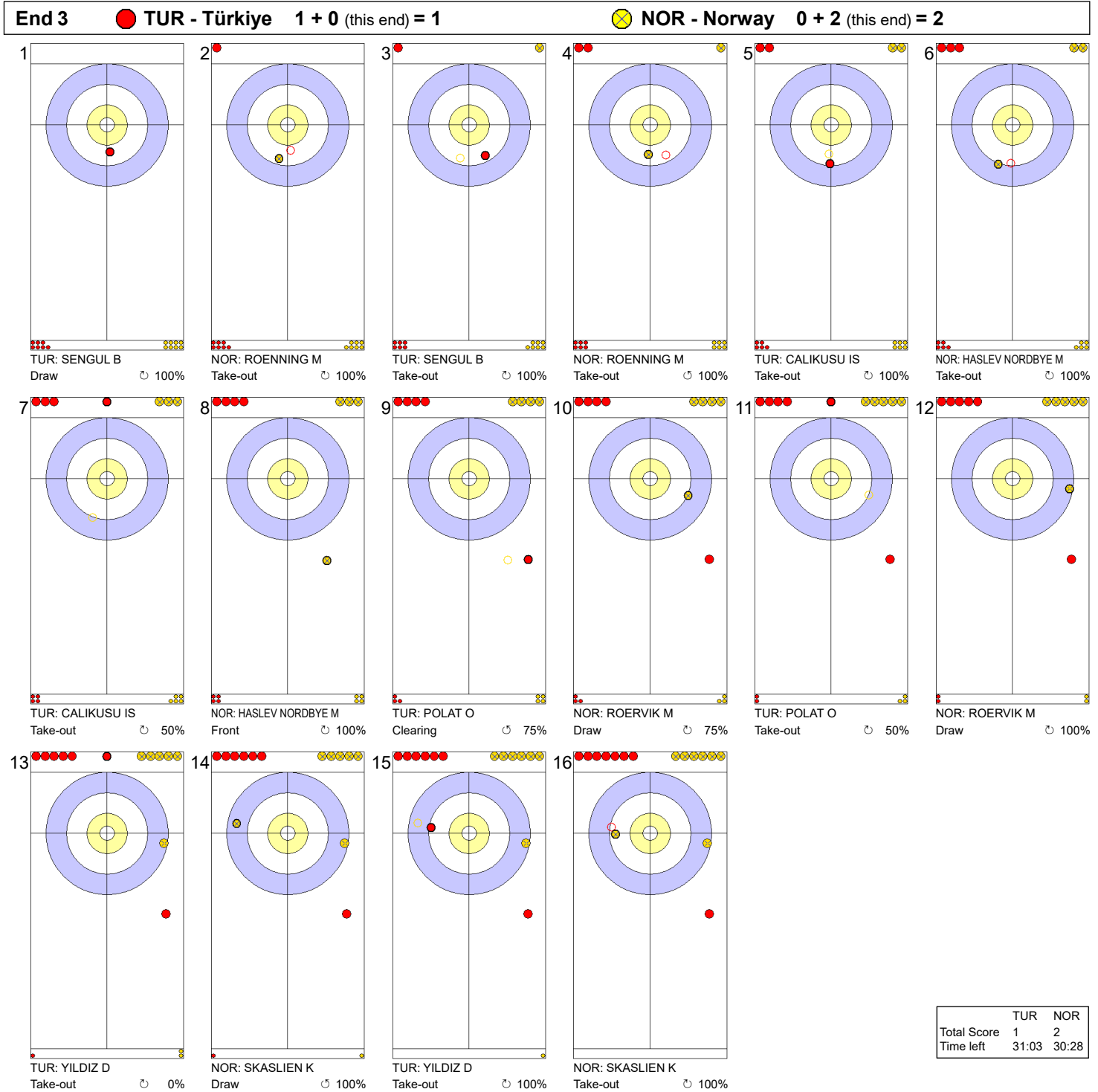


**Legend:**  
 ↻ Clockwise   ↺ Counter-clockwise   - Not considered

**WED 22 MAR 2023**  
 Start Time 14:00

**Round Robin Session 13 - Sheet C**

**Game - Shot by Shot**

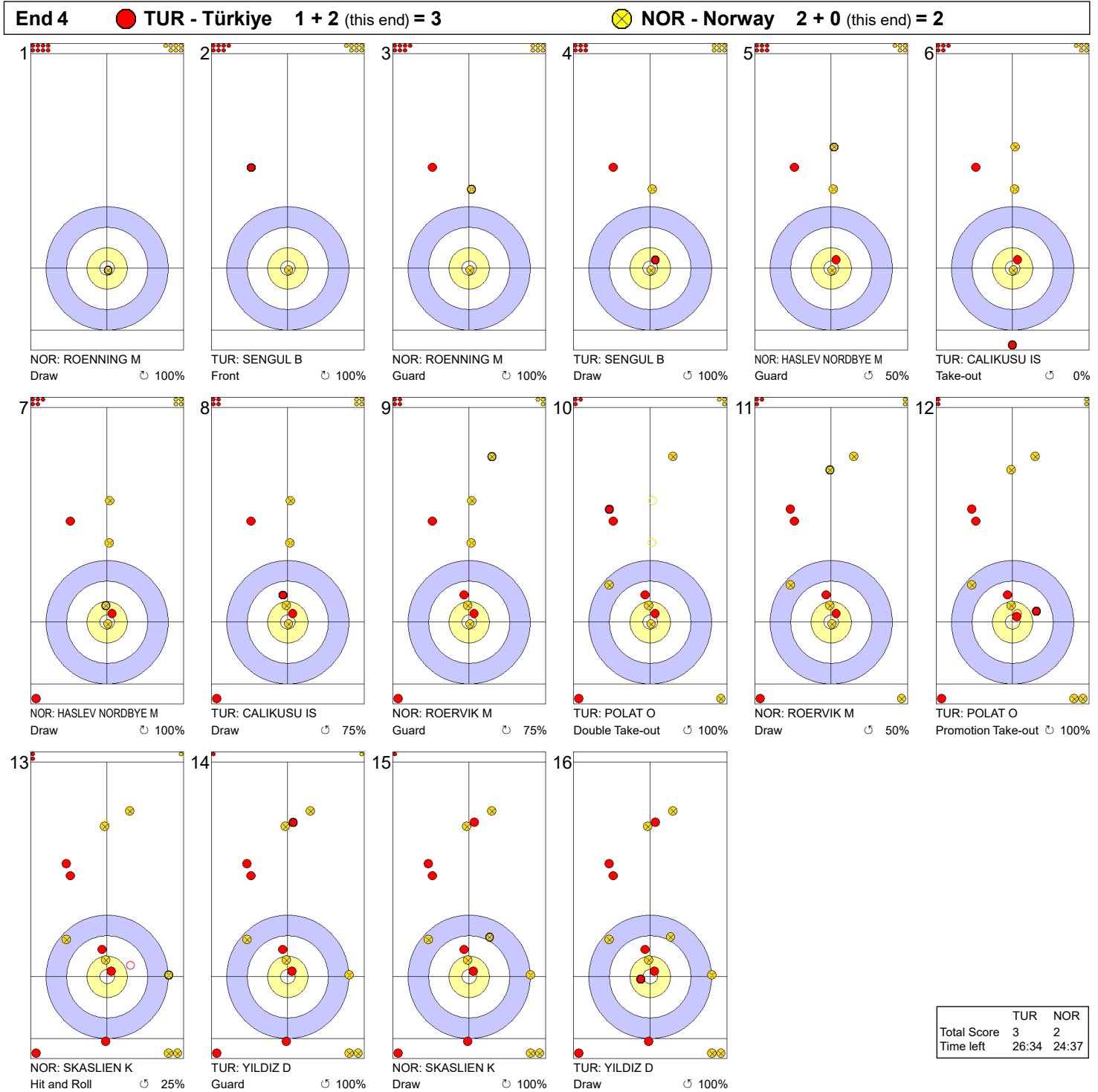


**Legend:**  
 ↻ Clockwise   ↺ Counter-clockwise   - Not considered

**WED 22 MAR 2023**  
 Start Time 14:00

**Round Robin Session 13 - Sheet C**

**Game - Shot by Shot**



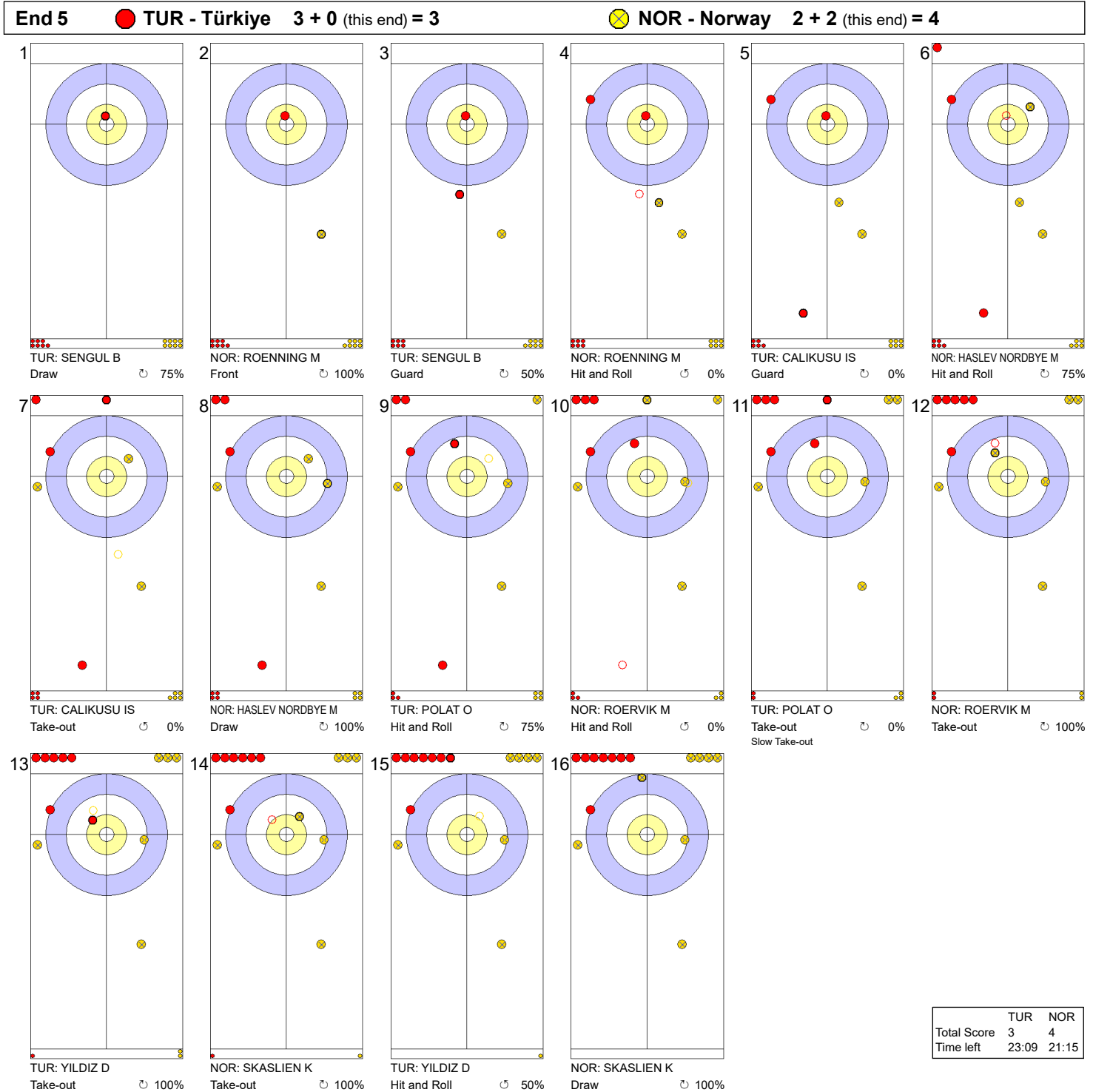
**Legend:**  
 ↻ Clockwise   ↺ Counter-clockwise   - Not considered



**WED 22 MAR 2023**  
 Start Time 14:00

**Round Robin Session 13 - Sheet C**

**Game - Shot by Shot**

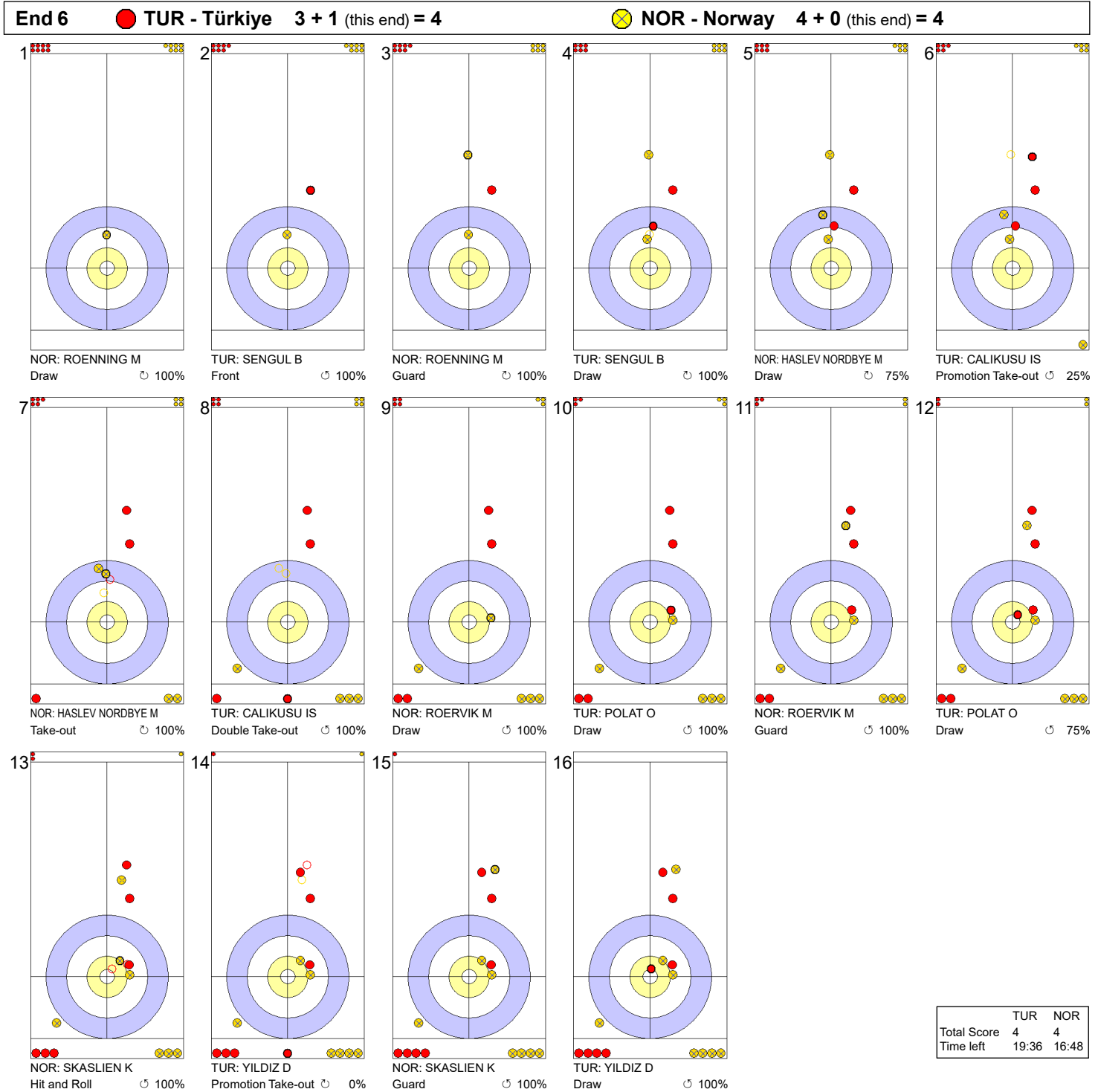


**Legend:**  
 ↻ Clockwise      ↺ Counter-clockwise      - Not considered

**WED 22 MAR 2023**  
 Start Time 14:00

**Round Robin Session 13 - Sheet C**

**Game - Shot by Shot**




**Legend:**  
 ↻ Clockwise      ↺ Counter-clockwise      - Not considered

**WED 22 MAR 2023**  
 Start Time 14:00

**Round Robin Session 13 - Sheet C**

**Game - Shot by Shot**

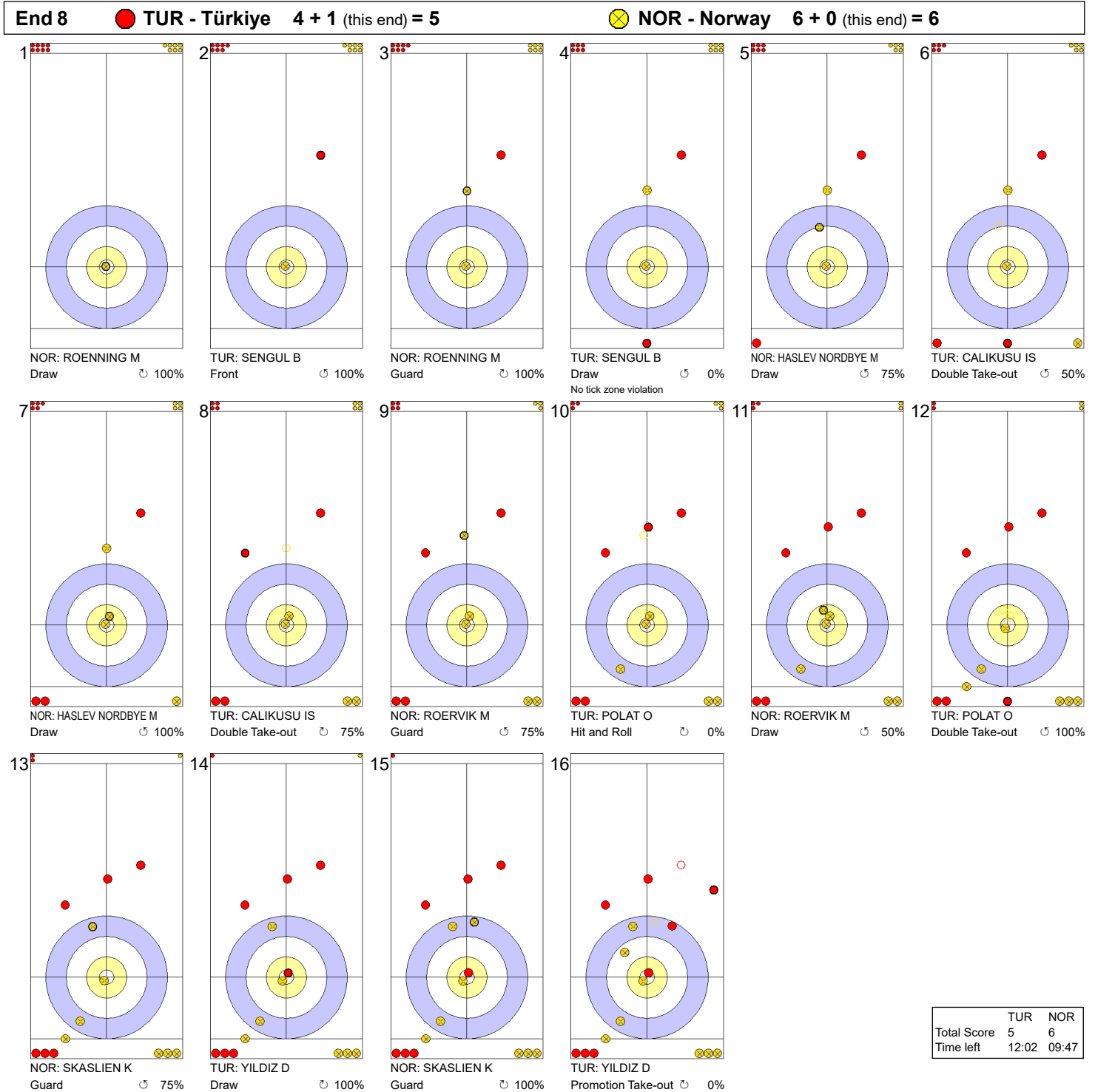




**Legend:**  
 ↻ Clockwise      ↺ Counter-clockwise      - Not considered

**WED 22 MAR 2023**  
 Start Time 14:00

**Round Robin Session 13 - Sheet C**

**Game - Shot by Shot**

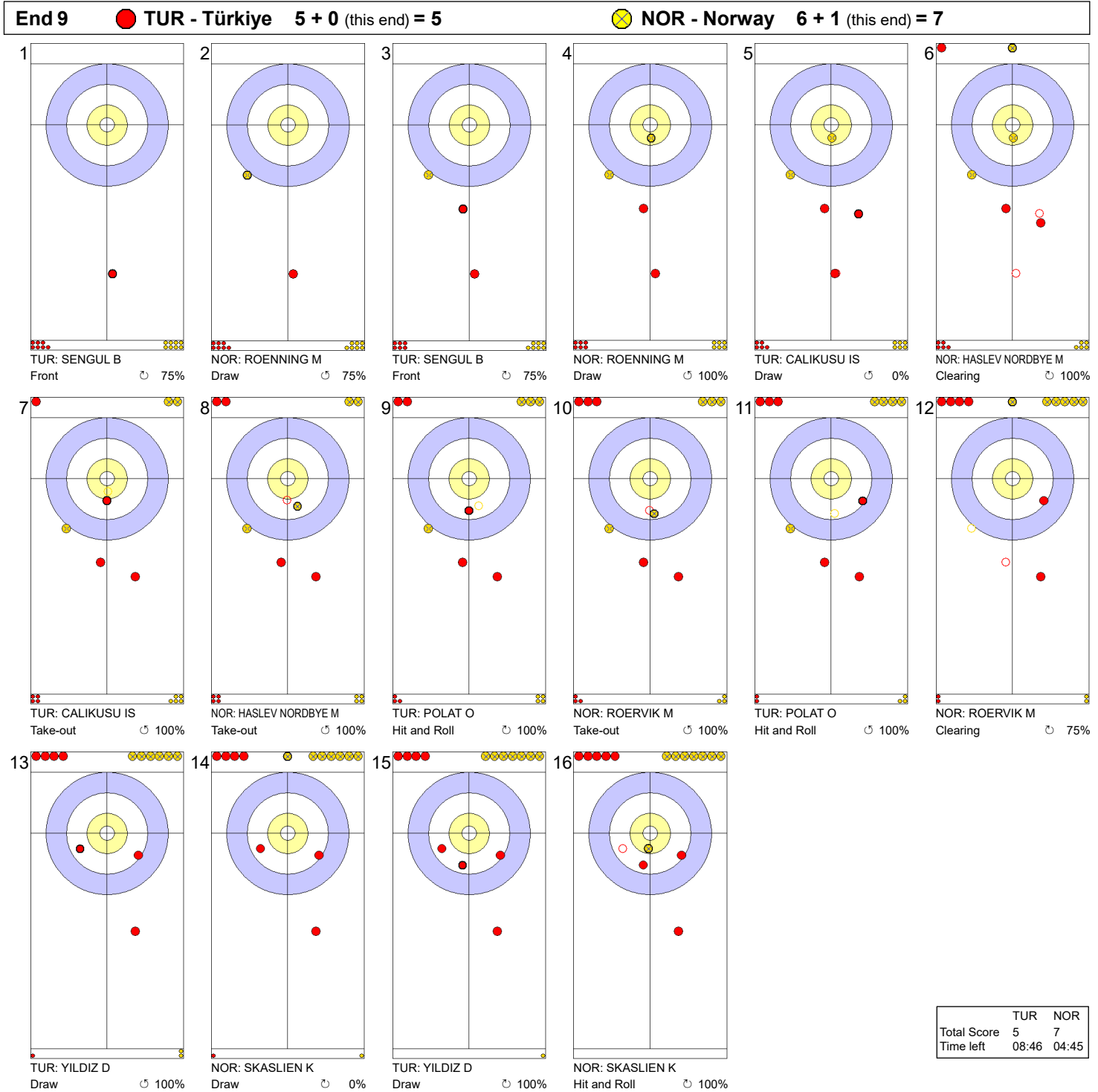


**Legend:**  
 Clockwise     
  Counter-clockwise     
 - Not considered

WED 22 MAR 2023  
Start Time 14:00

Round Robin Session 13 - Sheet C

Game - Shot by Shot



**Legend:**  
 ↻ Clockwise      ↺ Counter-clockwise      - Not considered

**WED 22 MAR 2023**  
 Start Time 14:00

**Round Robin Session 13 - Sheet C**

**Game - Shot by Shot**



**Legend:**  
 ↻ Clockwise   ↺ Counter-clockwise   - Not considered

WED 22 MAR 2023  
Start Time 14:00

Round Robin Session 13 - Sheet D

## Game Results

Sheet	Game	Team	LSFE	1	2	3	4	5	6	7	8	9	10	Extra Ends	Total
D	8	JPN - Japan	*	0	1	0	1	0	1	0	0	0	0		3
	8	ITA - Italy		0	0	1	0	2	0	1	1	1	1		7

JPN - Japan		Shot Success	Game	All
4 S	FUJISAWA Satsuki	69%		70%
3 V	YOSHIDA Chinami	83%		80%
2	SUZUKI Yumi	75%		77%
1	YOSHIDA Yurika	89%		85%
A	ISHIZAKI Kotomi	-		-
Team Total		79%		78%

ITA - Italy		Shot Success	Game	All
4 S	CONSTANTINI Stefania	84%		80%
3 V	LO DESERTO Marta	76%		79%
2	ROMEI Angela	80%		77%
1	ZARDINI LACEDELLI Giulia	83%		89%
A	GILBERTI Camilla	-		-
Team Total		81%		81%

Last Stone Draw		Distance
⌚	YOSHIDA Yurika	59.9cm
⌚	FUJISAWA Satsuki	18.0cm
<b>Total</b>		<b>77.9cm</b>

Last Stone Draw		Distance
⌚	ROMEI Angela	55.6cm
⌚	LO DESERTO Marta	157.8cm
<b>Total</b>		<b>213.4cm</b>

Time remaining: 1 minute 16 seconds

Time-out: End 10 - JPN stone 7

Time remaining: 0 minutes 5 seconds

Time-out: End 9 - ITA stone 8

## Shot Success Analysis

JPN - Japan		⌚	⌚	Game	
4	FUJISAWA Satsuki	Draws	4 94%	7 54%	11 68%
	Take-outs	2 75%	7 68%	9 69%	
	Total	6 88%	14 61%	20 69%	
3	YOSHIDA Chinami	Draws	6 100%	2 100%	8 100%
	Take-outs	8 78%	4 56%	12 71%	
	Total	14 88%	6 71%	20 83%	
2	SUZUKI Yumi	Draws	4 94%	3 75%	7 86%
	Take-outs	5 75%	7 64%	12 69%	
	Total	9 83%	10 68%	19 75%	
1	YOSHIDA Yurika	Draws	16 92%	1 100%	17 93%
	Take-outs	0 -	3 67%	3 67%	
	Total	16 92%	4 75%	20 89%	
A	ISHIZAKI Kotomi	Draws	0 -	0 -	0 -
	Take-outs	0 -	0 -	0 -	
	Total	0 -	0 -	0 -	
Team	Draws	30 94%	13 69%	43 87%	
	Take-outs	15 77%	21 64%	36 69%	
	Total	45 88%	34 66%	79 79%	

ITA - Italy		⌚	⌚	Game	
4	CONSTANTINI Stefania	Draws	3 92%	6 67%	9 75%
	Take-outs	10 90%	1 100%	11 91%	
	Total	13 90%	7 71%	20 84%	
3	LO DESERTO Marta	Draws	3 92%	3 92%	6 92%
	Take-outs	10 68%	4 75%	14 70%	
	Total	13 73%	7 82%	20 76%	
2	ROMEI Angela	Draws	4 100%	6 79%	10 88%
	Take-outs	7 64%	3 92%	10 73%	
	Total	11 77%	9 83%	20 80%	
1	ZARDINI LACEDELLI Giulia	Draws	4 69%	16 86%	20 83%
	Take-outs	0 -	0 -	0 -	
	Total	4 69%	16 86%	20 83%	
A	GILBERTI Camilla	Draws	0 -	0 -	0 -
	Take-outs	0 -	0 -	0 -	
	Total	0 -	0 -	0 -	
Team	Draws	14 88%	31 81%	45 83%	
	Take-outs	27 75%	8 84%	35 77%	
	Total	41 79%	39 82%	80 81%	

### Note:

Position and function for each team member:

4 = Fourth, 3 = Third, 2 = Second, 1 = Lead, A = Alternate, S = Skip, V = Vice-Skip

### Legend:

⌚ Clockwise

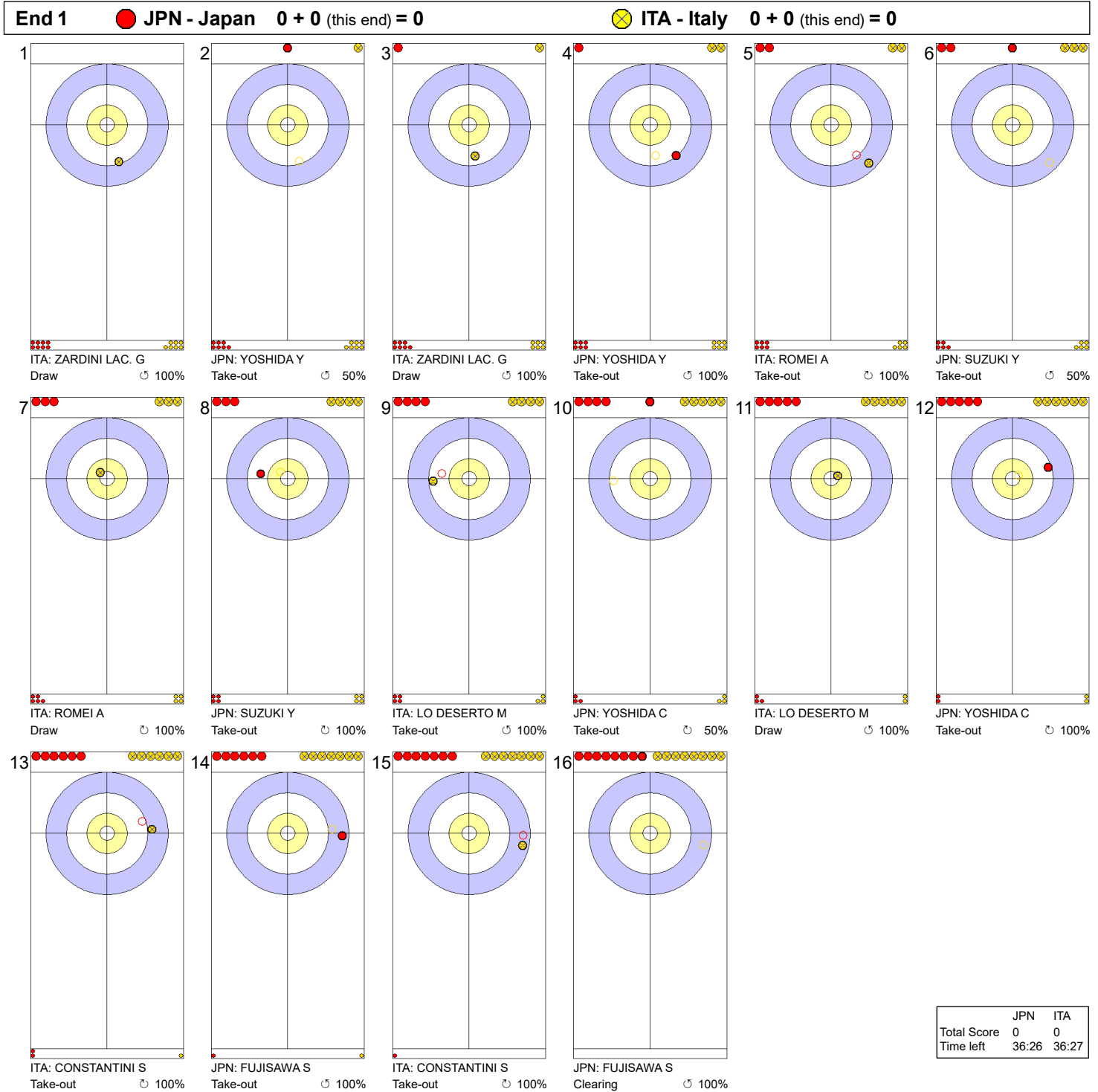
⌚ Counter-clockwise

LSFE(\*) Last Stone First End

WED 22 MAR 2023  
Start Time 14:00

Round Robin Session 13 - Sheet D

Game - Shot by Shot



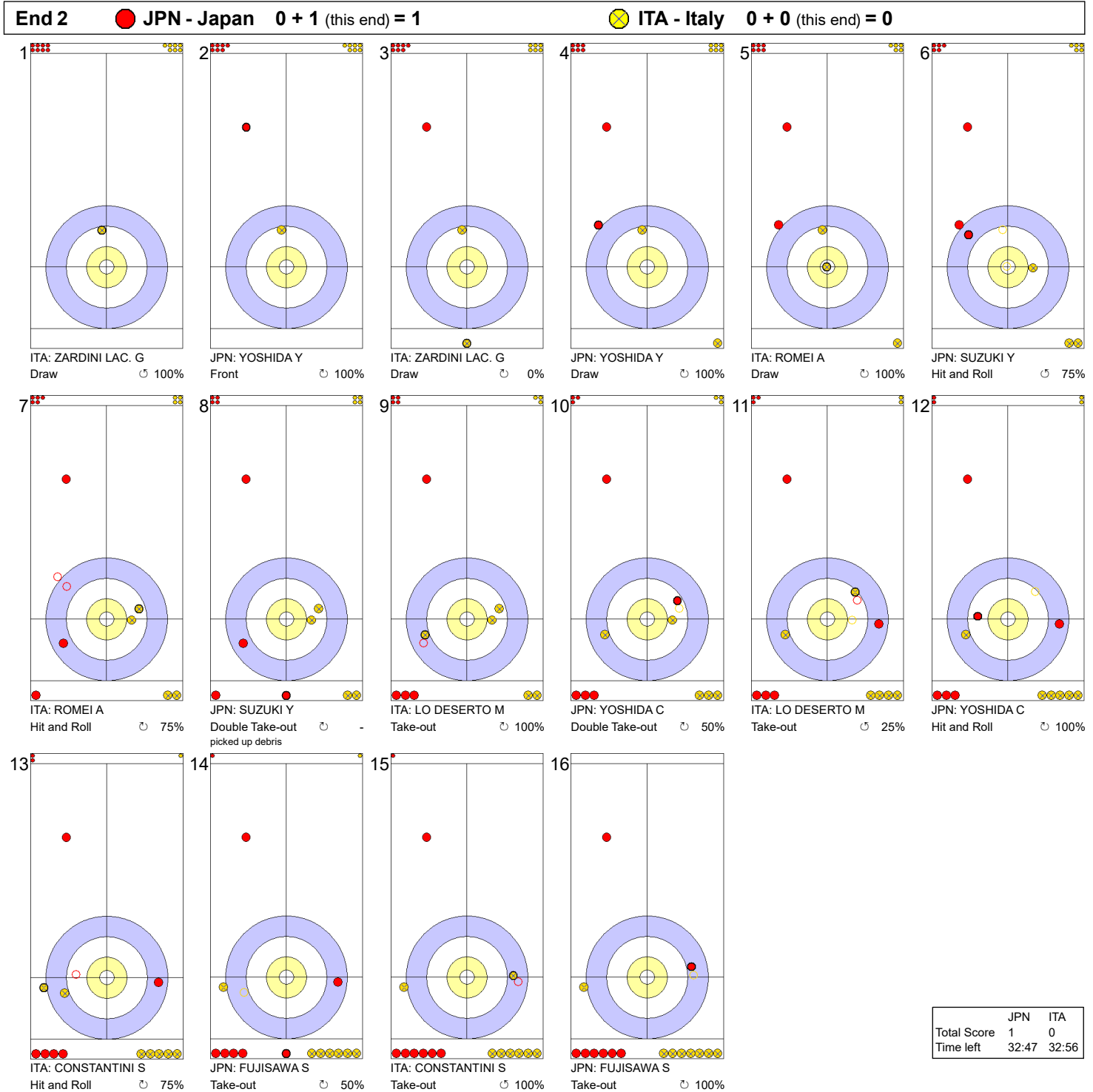
**Legend:**  
 ↻ Clockwise      ↺ Counter-clockwise      - Not considered



**WED 22 MAR 2023**  
 Start Time 14:00

**Round Robin Session 13 - Sheet D**

**Game - Shot by Shot**

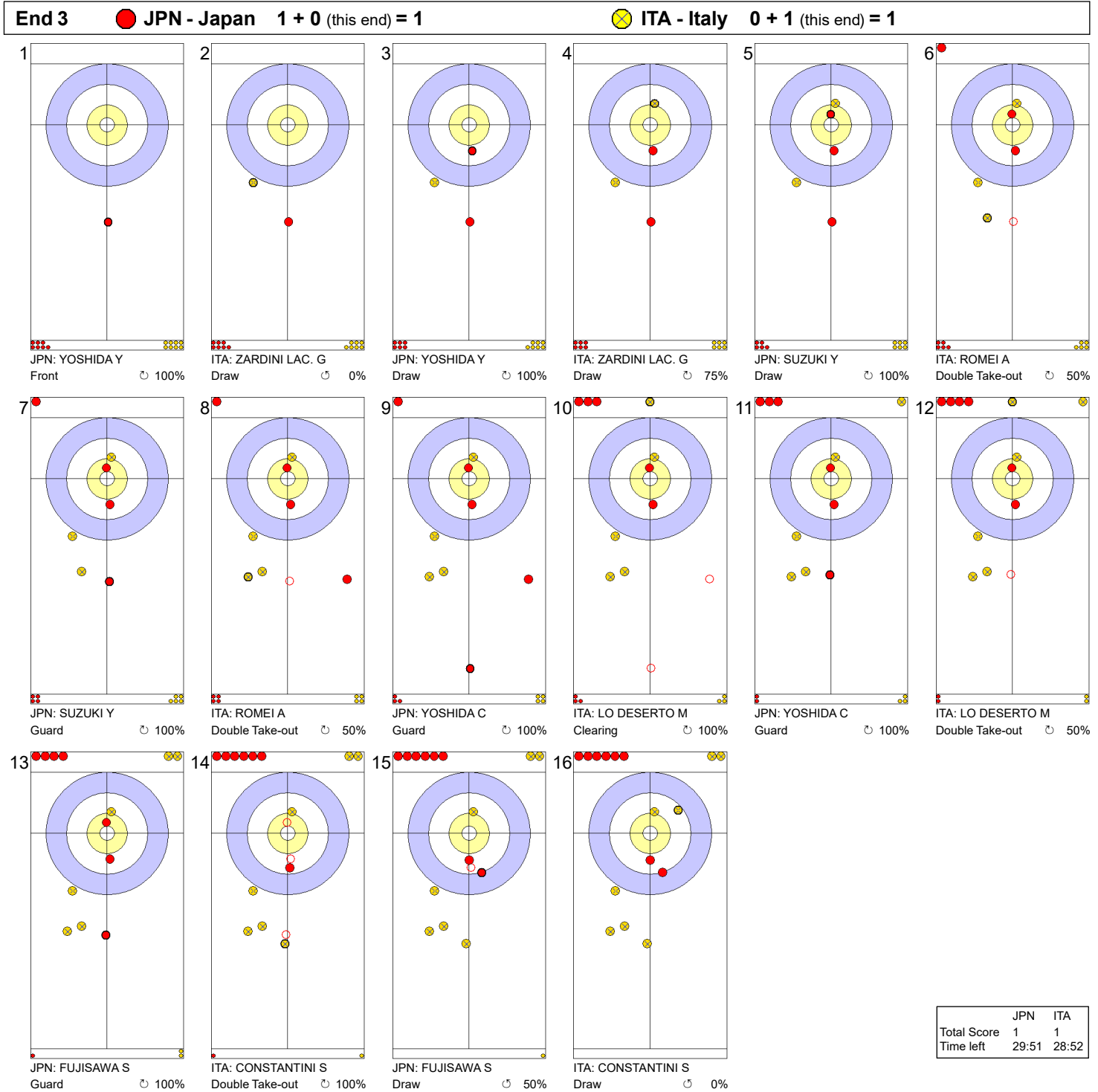


**Legend:**  
 ↻ Clockwise      ↺ Counter-clockwise      - Not considered

**WED 22 MAR 2023**  
 Start Time 14:00

**Round Robin Session 13 - Sheet D**

**Game - Shot by Shot**

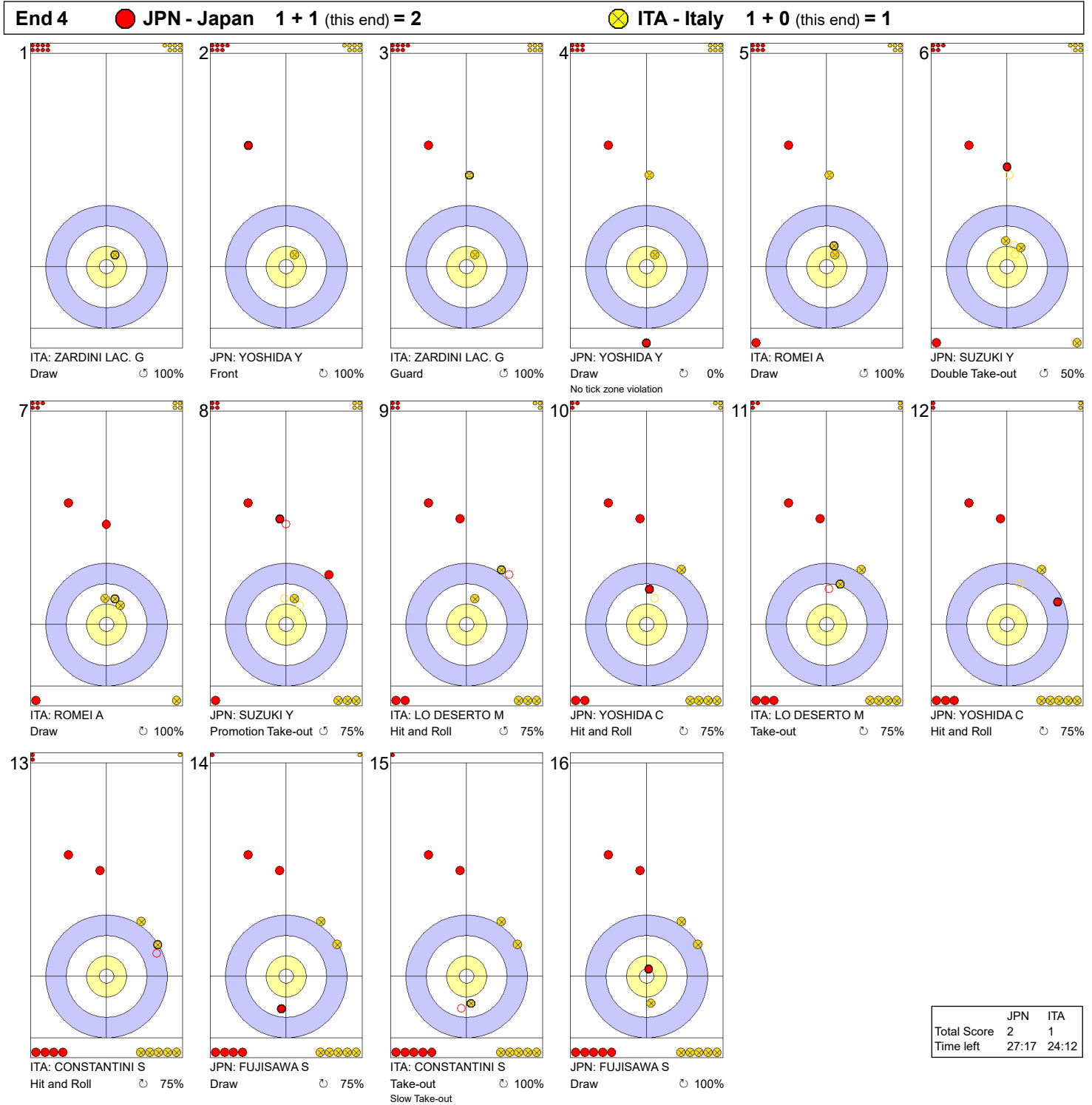


**Legend:**  
 ↻ Clockwise      ↺ Counter-clockwise      - Not considered

**WED 22 MAR 2023**  
 Start Time 14:00

**Round Robin Session 13 - Sheet D**

**Game - Shot by Shot**

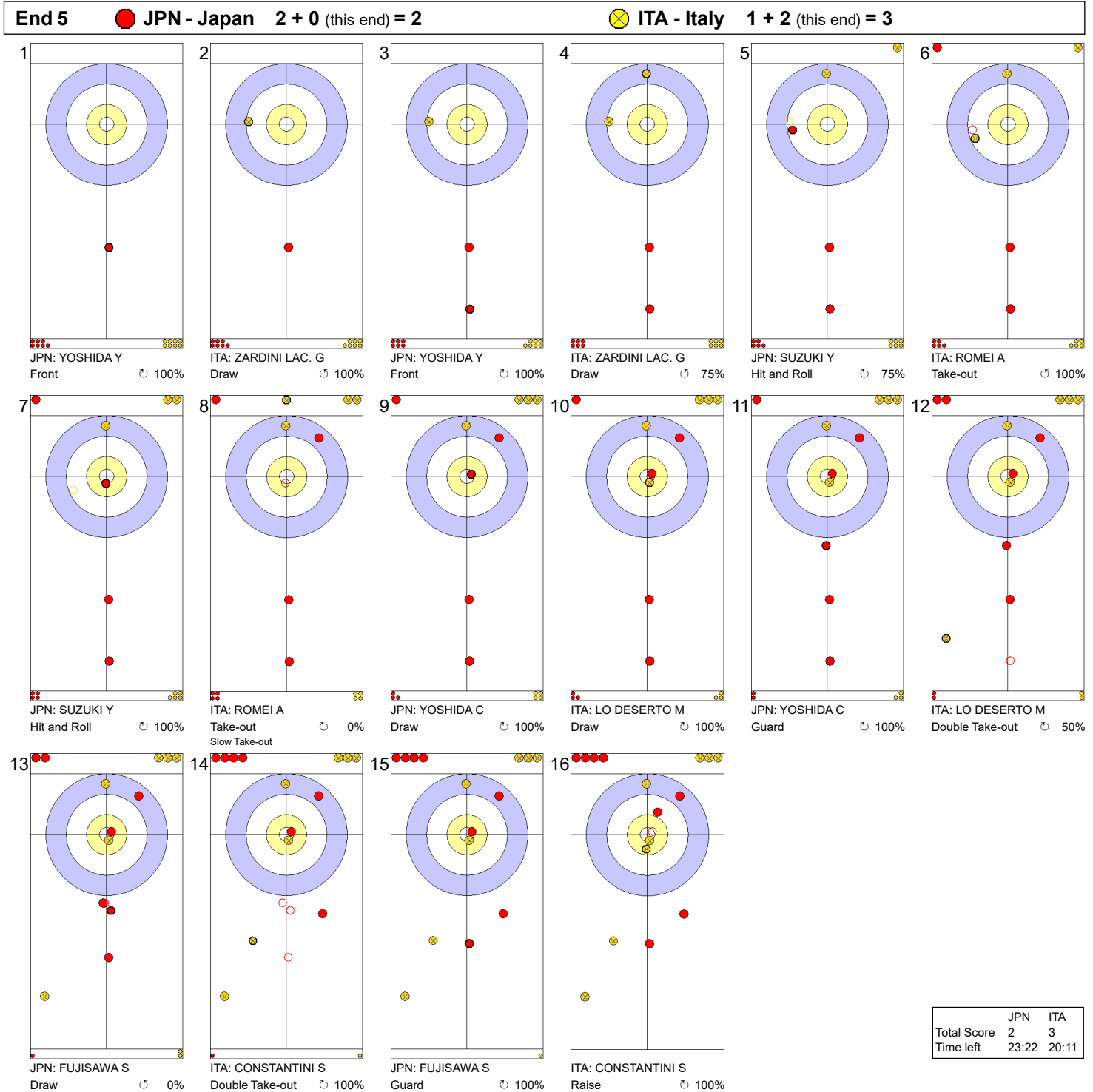


**Legend:**  
 ↻ Clockwise      ↺ Counter-clockwise      - Not considered

WED 22 MAR 2023  
Start Time 14:00

Round Robin Session 13 - Sheet D

Game - Shot by Shot

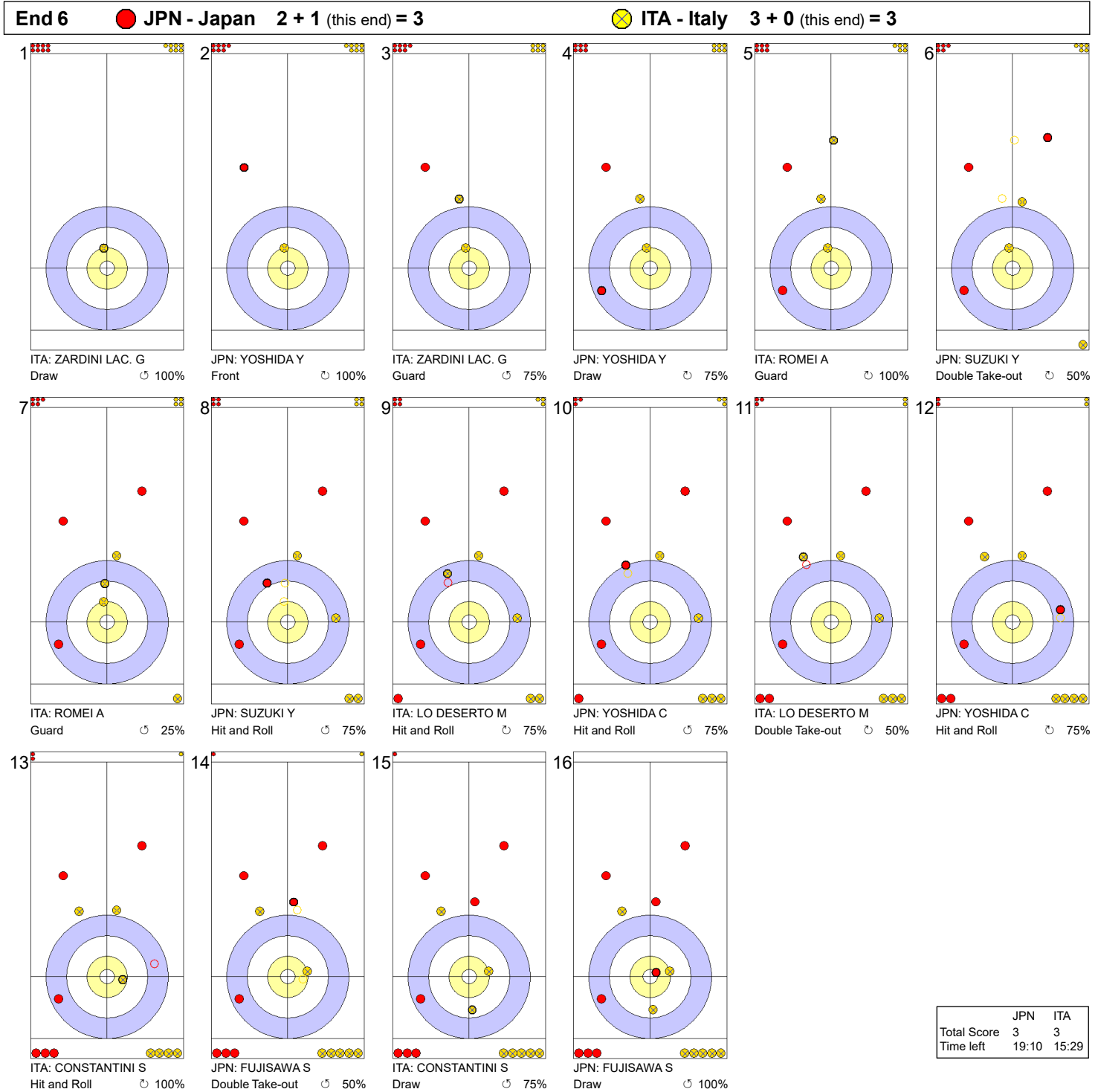


**Legend:**  
 ↻ Clockwise      ↺ Counter-clockwise      - Not considered

**WED 22 MAR 2023**  
 Start Time 14:00

**Round Robin Session 13 - Sheet D**

**Game - Shot by Shot**

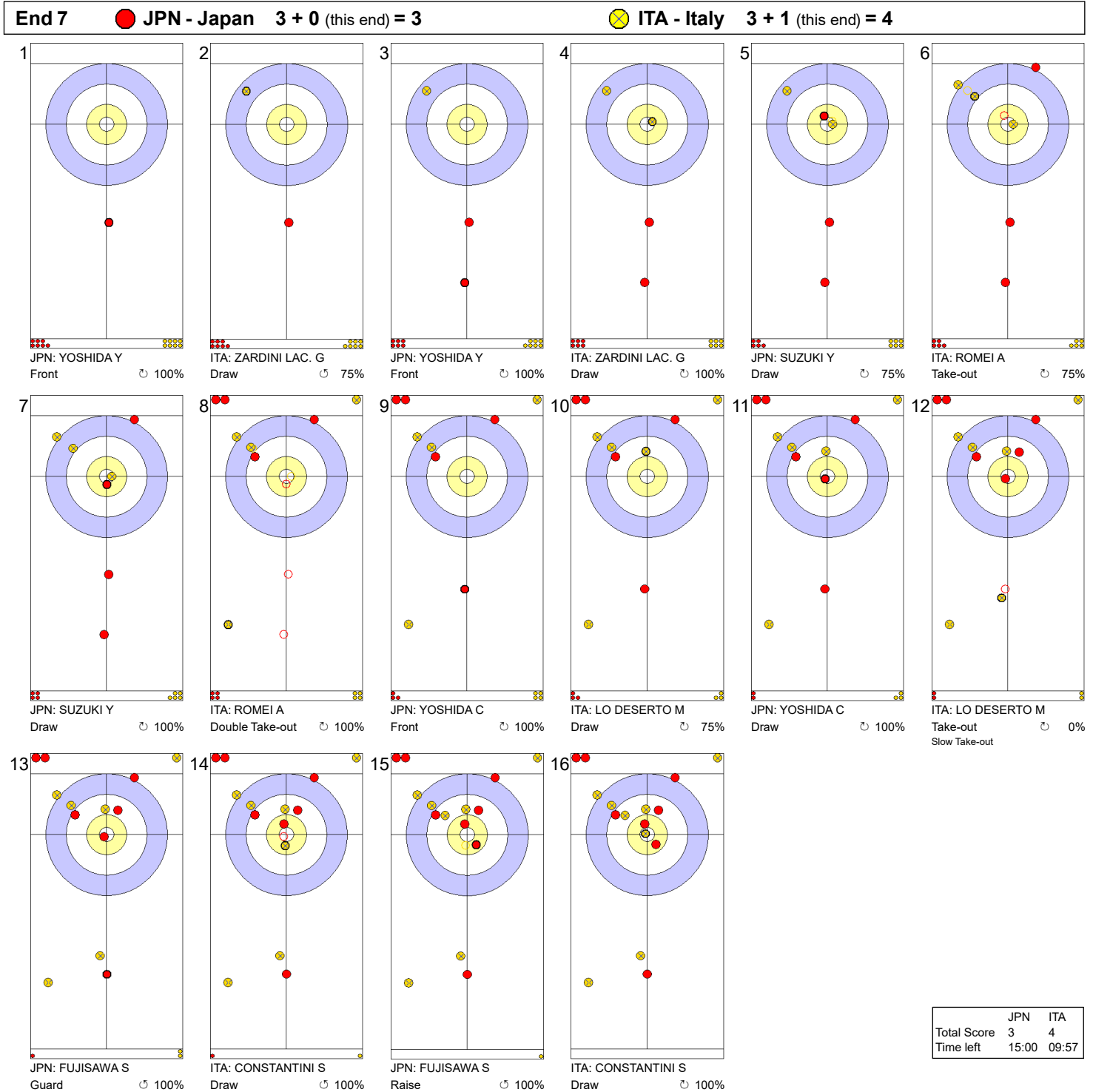


**Legend:**  
 ↻ Clockwise      ↺ Counter-clockwise      - Not considered

**WED 22 MAR 2023**  
 Start Time 14:00

**Round Robin Session 13 - Sheet D**

**Game - Shot by Shot**

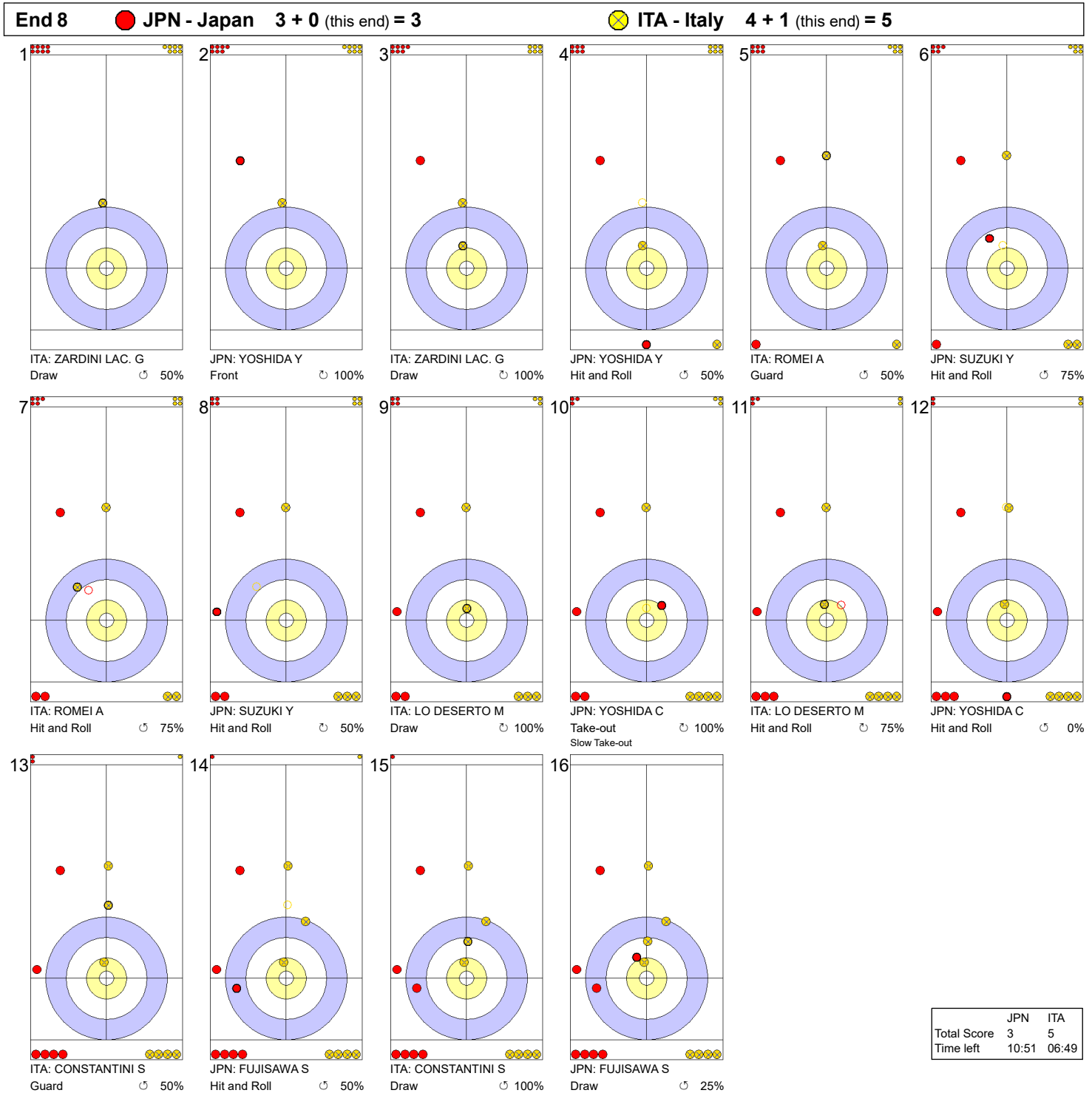


**Legend:**  
 ↻ Clockwise   ↺ Counter-clockwise   - Not considered

**WED 22 MAR 2023**  
 Start Time 14:00

**Round Robin Session 13 - Sheet D**

**Game - Shot by Shot**

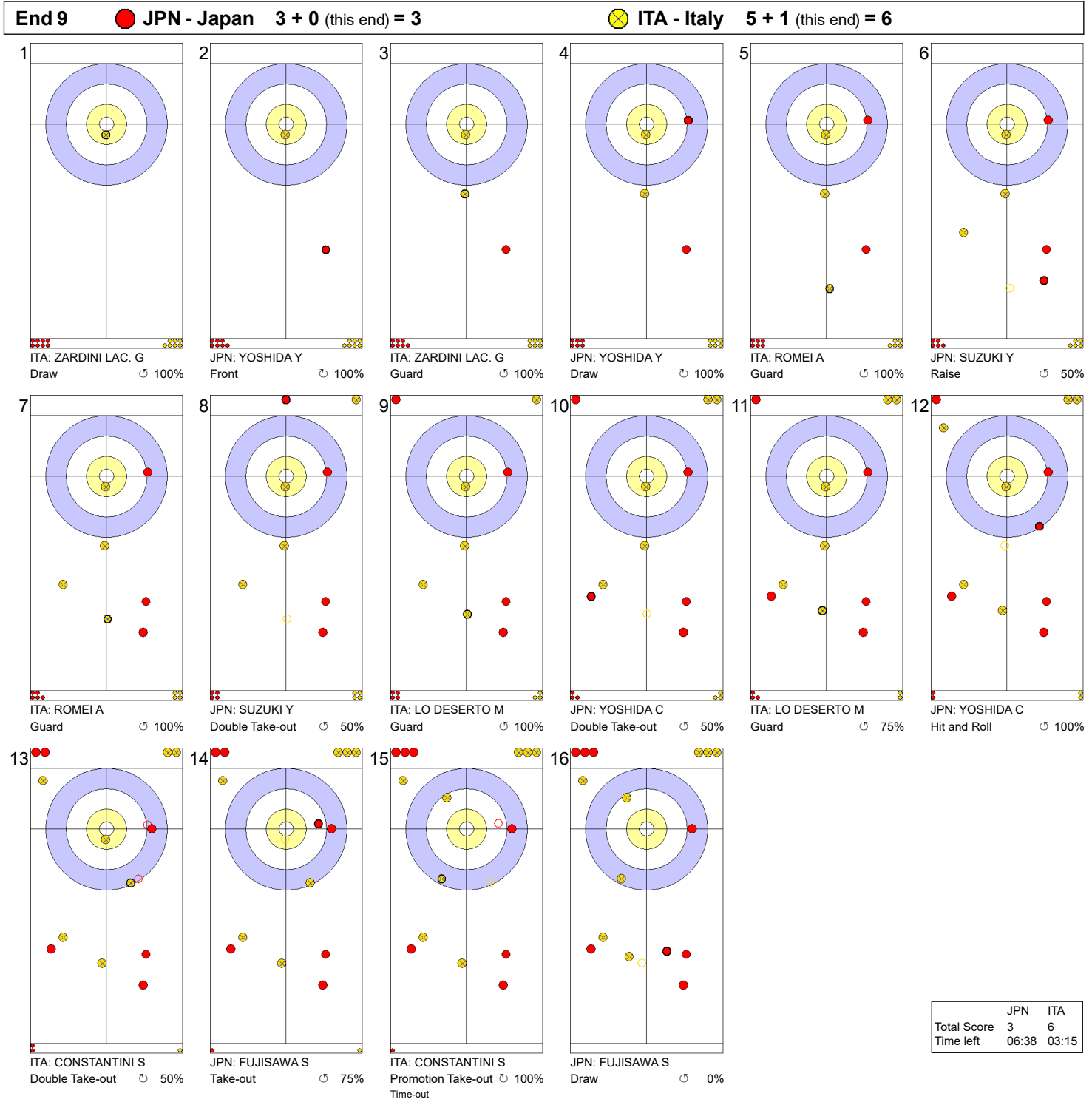


**Legend:**  
 ↻ Clockwise      ↺ Counter-clockwise      - Not considered

WED 22 MAR 2023  
Start Time 14:00

Round Robin Session 13 - Sheet D

**Game - Shot by Shot**



**Legend:**  
 ↻ Clockwise      ↺ Counter-clockwise      - Not considered

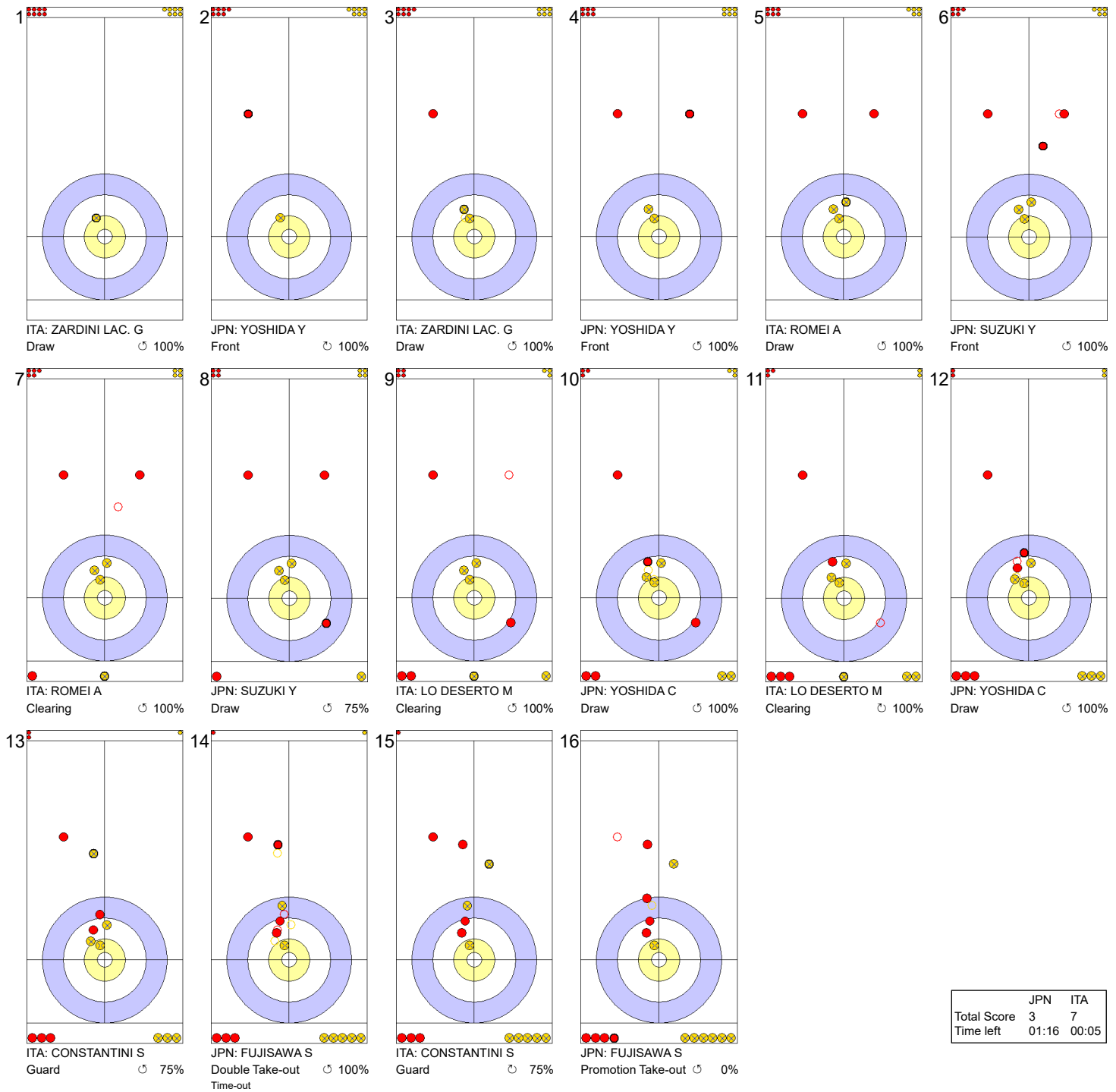


**WED 22 MAR 2023**
  
**Start Time 14:00**

**Round Robin Session 13 - Sheet D**

**Game - Shot by Shot**

**End 10**    ● **JPN - Japan** 3 + 0 (this end) = 3                      ⊗ **ITA - Italy** 6 + 1 (this end) = 7



	JPN	ITA
Total Score	3	7
Time left	01:16	00:05

**Legend:**  
 ↻ Clockwise                      ↺ Counter-clockwise                      - Not considered

## Session Results and Standings

Sheet	Game	Team	LSFE	1	2	3	4	5	6	7	8	9	10	Extra Ends	Total
A	7	TUR - Türkiye		0	0	0	1	0	2	2	0	0	1		6
	7	KOR - Korea	*	0	0	1	0	2	0	0	1	1	0		5
B	7	NOR - Norway		0	0	0	0	1	0	0	1	1	0		3
	7	SWE - Sweden	*	0	0	2	0	0	3	0	0	0	1		6
C	7	DEN - Denmark	*	0	1	0	1	1	0	1	2	0	0		6
	7	GER - Germany		0	0	3	0	0	2	0	0	1	1		7
D	7	SUI - Switzerland	*	0	2	1	1	1	4	X	X	X	X		9
	8	NZL - New Zealand		1	0	0	0	0	0	X	X	X	X		1

## Current Standings

Rank	Team	Games	Wins	Losses
1	SUI - Switzerland	7	7	0
2	CAN - Canada	7	5	2
2	ITA - Italy	7	5	2
4	GER - Germany	7	4	3
4	KOR - Korea	7	4	3
4	NOR - Norway	7	4	3
4	SWE - Sweden	7	4	3
4	USA - United States	7	4	3
9	JPN - Japan	7	3	4
9	TUR - Türkiye	7	3	4
11	DEN - Denmark	7	2	5
12	SCO - Scotland	7	1	6
13	NZL - New Zealand	8	0	8

**Note:**  
Under WCF rules, tie-breaking rules for standings are not applied until after the last game of the round robin.

**Legend:**  
LSFE(\*) Last Stone First End      X      Unplayed/unfinished end due to concession

WED 22 MAR 2023  
Start Time 9:00

Round Robin Session 12 - Sheet A

## Game Results

Sheet	Game	Team	LSFE	1	2	3	4	5	6	7	8	9	10	Extra Ends	Total
A	7	TUR - Türkiye		0	0	0	1	0	2	2	0	0	1		6
	7	KOR - Korea	*	0	0	1	0	2	0	0	1	1	0		5

TUR - Türkiye		Shot Success	Game	All
4 S	YILDIZ Dilsat	82%		70%
3 V	POLAT Oznur	91%		78%
2	CALIKUSU Ifayet Safak	70%		68%
1	SENGUL Berfin	93%		83%
A	POLAT Mihriban	-		68%
Team Total		84%		75%

KOR - Korea		Shot Success	Game	All
4 S	HA Seungyoun	70%		71%
3 V	KIM Hyerin	80%		80%
2	YANG Taei	83%		80%
1	KIM Sujin	95%		90%
A	-	-		-
Team Total		82%		80%

Last Stone Draw		Distance
☺	CALIKUSU Ifayet Safak	28.1cm
☹	YILDIZ Dilsat	65.7cm
<b>Total</b>		<b>93.8cm</b>

Last Stone Draw		Distance
☺	YANG Taei	27.7cm
☹	KIM Sujin	21.2cm
<b>Total</b>		<b>48.9cm</b>

Time remaining: 0 minutes 40 seconds

Time-out: End 10 - TUR stone 7

Time remaining: 0 minutes 16 seconds

Time-out: End 9 - KOR stone 5

## Shot Success Analysis

TUR - Türkiye		☺	☹	Game	
4	YILDIZ Dilsat	Draws	4 100%	3 75%	7 89%
		Take-outs	1 100%	11 75%	12 77%
		Total	5 100%	14 75%	19 82%
3	POLAT Oznur	Draws	3 100%	5 75%	8 84%
		Take-outs	9 97%	3 92%	12 96%
		Total	12 98%	8 81%	20 91%
2	CALIKUSU Ifayet Safak	Draws	3 75%	4 25%	7 46%
		Take-outs	6 83%	7 82%	13 83%
		Total	9 81%	11 61%	20 70%
1	SENGUL Berfin	Draws	14 93%	6 92%	20 93%
		Take-outs	0 -	0 -	0 -
		Total	14 93%	6 92%	20 93%
A	POLAT Mihriban	Draws	0 -	0 -	0 -
		Take-outs	0 -	0 -	0 -
		Total	0 -	0 -	0 -
Team		Draws	24 93%	18 69%	42 83%
		Take-outs	16 92%	21 80%	37 85%
		Total	40 93%	39 75%	79 84%

KOR - Korea		☺	☹	Game	
4	HA Seungyoun	Draws	7 64%	4 88%	11 73%
		Take-outs	2 75%	7 64%	9 67%
		Total	9 67%	11 73%	20 70%
3	KIM Hyerin	Draws	7 89%	2 50%	9 81%
		Take-outs	4 75%	7 82%	11 80%
		Total	11 84%	9 75%	20 80%
2	YANG Taei	Draws	5 100%	4 94%	9 97%
		Take-outs	3 67%	8 72%	11 70%
		Total	8 88%	12 79%	20 83%
1	KIM Sujin	Draws	17 99%	0 -	17 99%
		Take-outs	2 75%	1 75%	3 75%
		Total	19 96%	1 75%	20 95%
A	-	Draws	0 -	0 -	0 -
		Take-outs	0 -	0 -	0 -
		Total	0 -	0 -	0 -
Team		Draws	36 90%	10 83%	46 89%
		Take-outs	11 73%	23 73%	34 73%
		Total	47 86%	33 76%	80 82%

**Note:**  
Position and function for each team member:  
4 = Fourth, 3 = Third, 2 = Second, 1 = Lead, A = Alternate, S = Skip, V = Vice-Skip

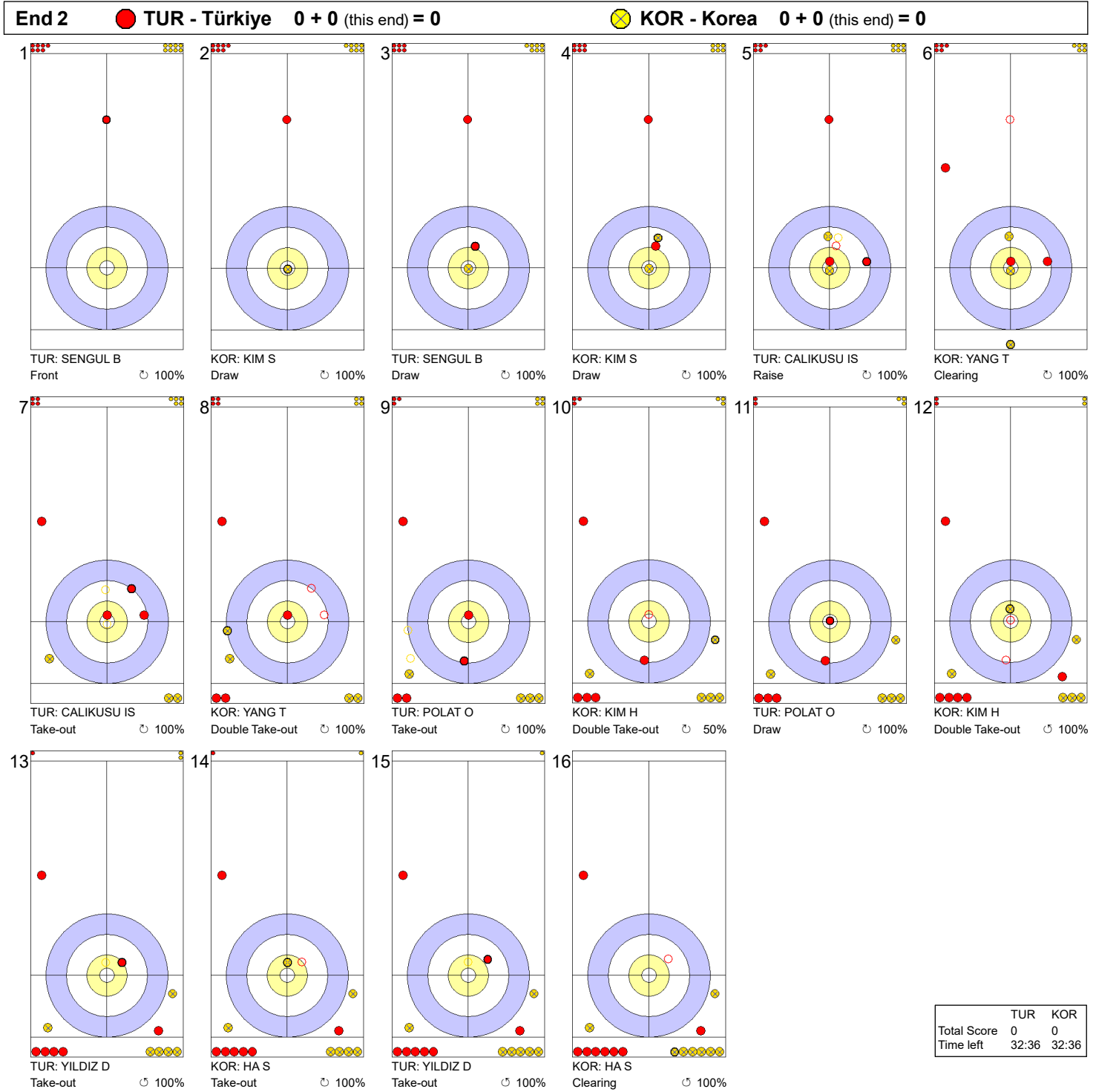
**Legend:**  
☺ Clockwise      ☹ Counter-clockwise      LSFE(\*) Last Stone First End



**WED 22 MAR 2023**  
 Start Time 9:00

**Round Robin Session 12 - Sheet A**

**Game - Shot by Shot**




**Legend:**  
 ↻ Clockwise      ↺ Counter-clockwise      - Not considered

**WED 22 MAR 2023**  
 Start Time 9:00

**Round Robin Session 12 - Sheet A**

**Game - Shot by Shot**




**Legend:**  
 ↻ Clockwise      ↺ Counter-clockwise      - Not considered



**WED 22 MAR 2023**  
 Start Time 9:00

**Round Robin Session 12 - Sheet A**

**Game - Shot by Shot**



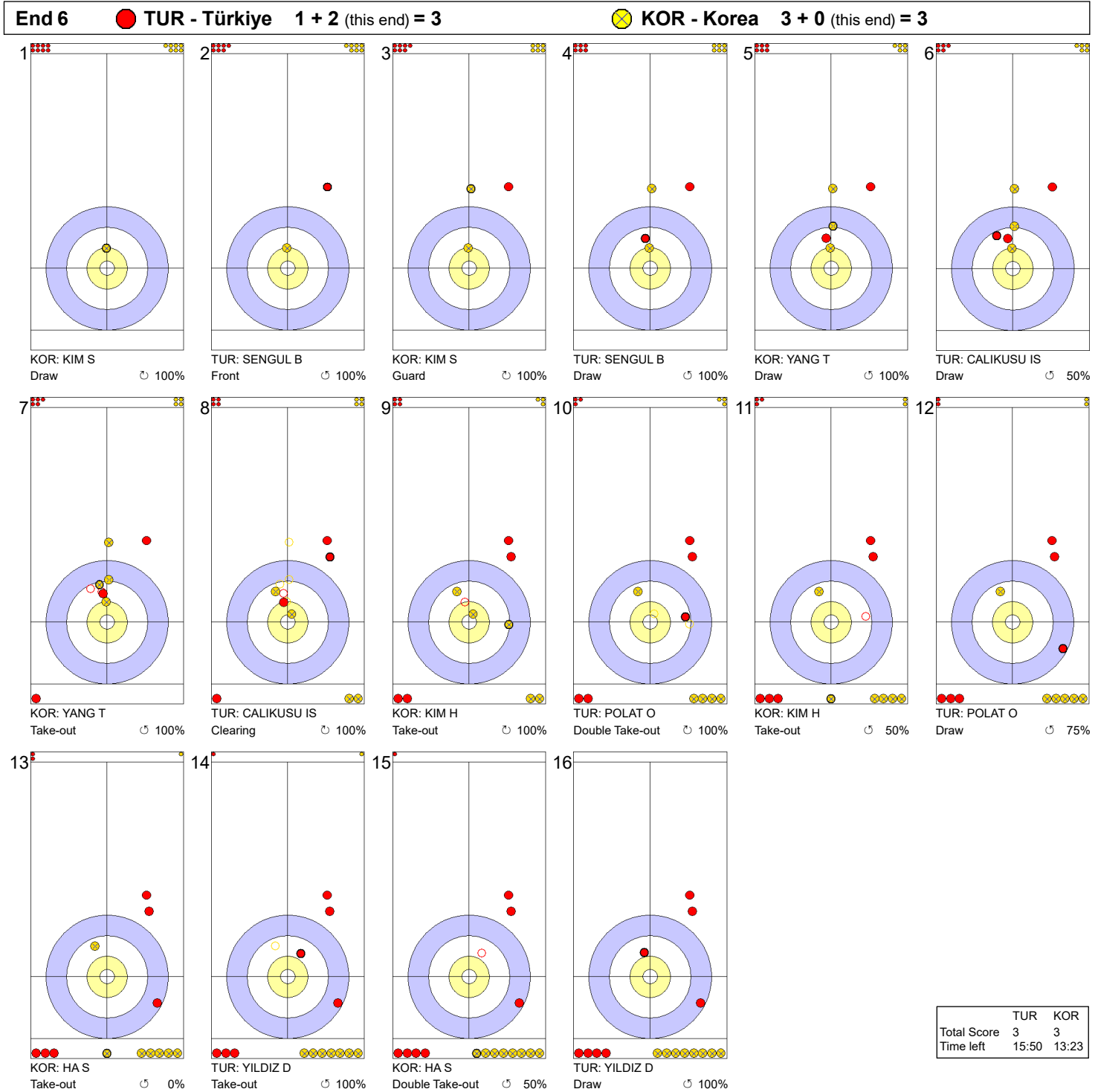
**Legend:**  
 ↻ Clockwise      ↺ Counter-clockwise      - Not considered



**WED 22 MAR 2023**  
 Start Time 9:00

**Round Robin Session 12 - Sheet A**

**Game - Shot by Shot**




**Legend:**  
 ↻ Clockwise      ↺ Counter-clockwise      - Not considered

**WED 22 MAR 2023**  
 Start Time 9:00

**Round Robin Session 12 - Sheet A**

**Game - Shot by Shot**

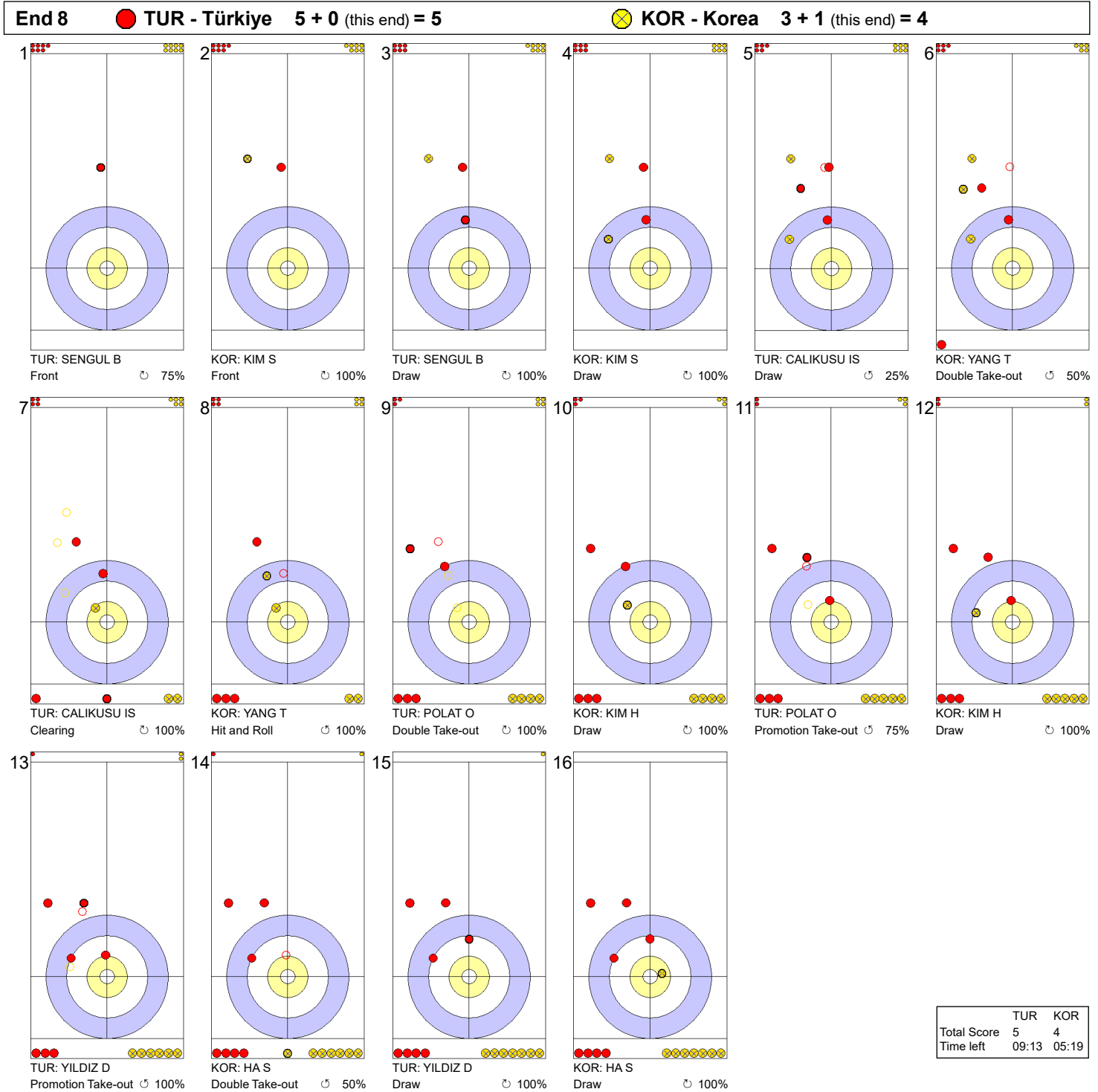




**Legend:**  
 ↻ Clockwise      ↺ Counter-clockwise      - Not considered

**WED 22 MAR 2023**  
 Start Time 9:00

**Round Robin Session 12 - Sheet A**

**Game - Shot by Shot**



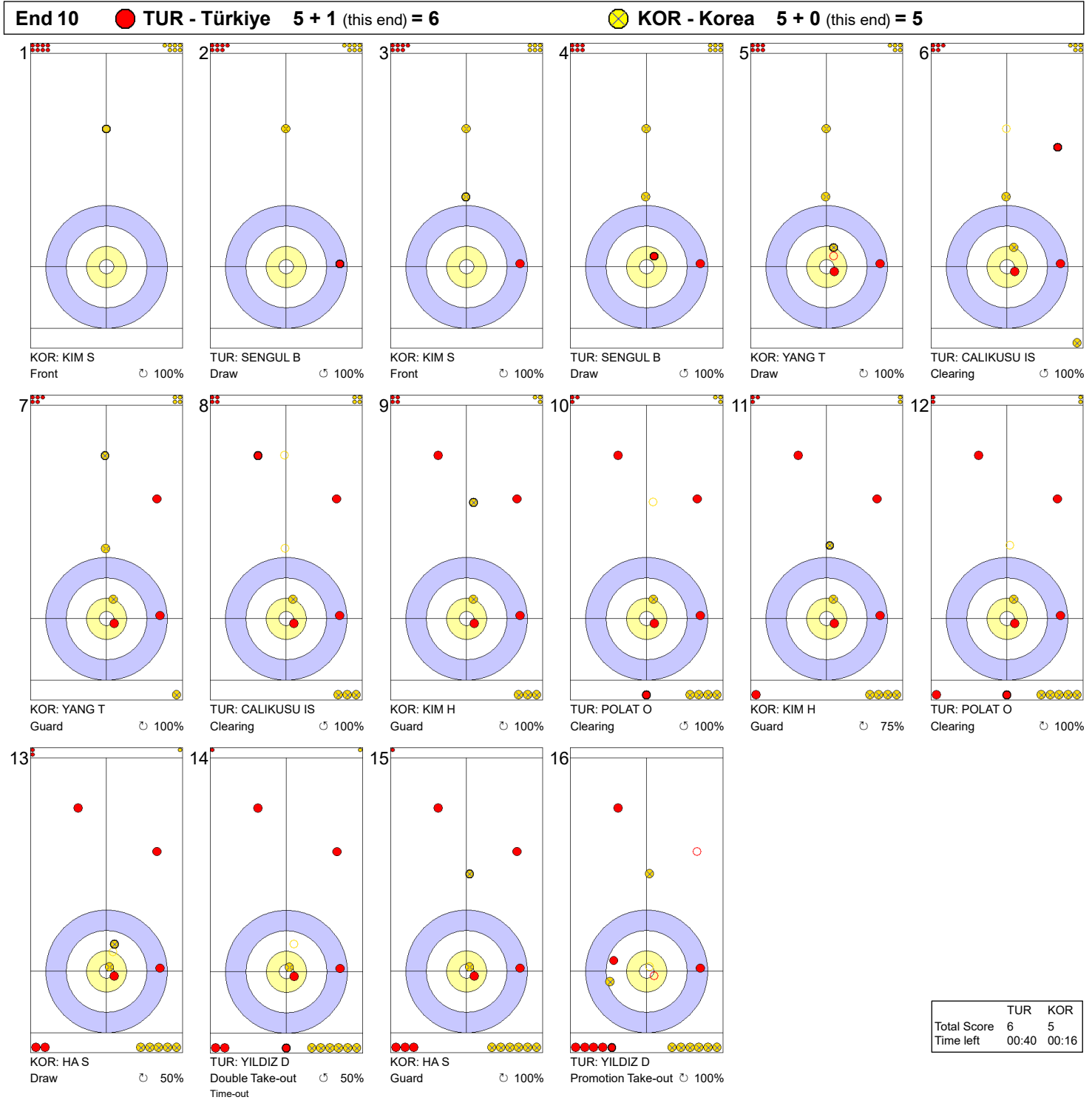
**Legend:**  
 Clockwise     
  Counter-clockwise     
 - Not considered



**WED 22 MAR 2023**  
 Start Time 9:00

**Round Robin Session 12 - Sheet A**

**Game - Shot by Shot**



**Legend:**  
 ↻ Clockwise      ↺ Counter-clockwise      - Not considered

WED 22 MAR 2023  
Start Time 9:00

Round Robin Session 12 - Sheet B

## Game Results

Sheet	Game	Team	LSFE	1	2	3	4	5	6	7	8	9	10	Extra Ends	Total
B	7	NOR - Norway		0	0	0	0	1	0	0	1	1	0		3
	7	SWE - Sweden	*	0	0	2	0	0	3	0	0	0	1		6

NOR - Norway		Shot Success	Game	All
4 V	SKASLIEN Kristin	74%	74%	
3 S	ROERVIK Marianne	91%	79%	
2	HASLEV NORDBYE Mille	84%	84%	
1	ROENNING Martine	90%	87%	
A	RAMSFJELL Maia	-	-	
Team Total		85%	81%	

SWE - Sweden		Shot Success	Game	All
4 S	HASSELBORG Anna	81%	74%	
3 V	McMANUS Sara	91%	79%	
2	KNOCHENHAUER Agnes	90%	84%	
1	MABERGS Sofia	76%	84%	
A	HELDIN Johanna	-	-	
Team Total		85%	80%	

Last Stone Draw		Distance
⌚	ROERVIK Marianne	4.1cm
⌚	HASLEV NORDBYE Mille	12.4cm
<b>Total</b>		<b>16.5cm</b>

Time remaining: 1 minute 15 seconds

Last Stone Draw		Distance
⌚	McMANUS Sara	1.6cm
⌚	HASSELBORG Anna	7.7cm
<b>Total</b>		<b>9.3cm</b>

Time remaining: 0 minutes 33 seconds

Time-out: End 5 - SWE stone 7

## Shot Success Analysis

NOR - Norway		⌚	⌚	Game	
4	SKASLIEN Kristin	Draws	7 46%	1 100%	8 53%
		Take-outs	6 96%	6 79%	12 88%
		Total	13 69%	7 82%	20 74%
3	ROERVIK Marianne	Draws	5 90%	9 92%	14 91%
		Take-outs	3 83%	3 100%	6 92%
		Total	8 88%	12 94%	20 91%
2	HASLEV NORDBYE Mille	Draws	3 75%	5 90%	8 84%
		Take-outs	6 75%	6 92%	12 83%
		Total	9 75%	11 91%	20 84%
1	ROENNING Martine	Draws	5 100%	14 86%	19 89%
		Take-outs	0 -	1 100%	1 100%
		Total	5 100%	15 87%	20 90%
A	RAMSFJELL Maia	Draws	0 -	0 -	0 -
		Take-outs	0 -	0 -	0 -
		Total	0 -	0 -	0 -
Team		Draws	20 75%	29 89%	49 83%
		Take-outs	15 85%	16 89%	31 87%
		Total	35 79%	45 89%	80 85%

SWE - Sweden		⌚	⌚	Game	
4	HASSELBORG Anna	Draws	1 100%	4 69%	5 75%
		Take-outs	9 81%	6 88%	15 83%
		Total	10 83%	10 80%	20 81%
3	McMANUS Sara	Draws	1 100%	3 58%	4 69%
		Take-outs	3 83%	13 100%	16 97%
		Total	4 88%	16 92%	20 91%
2	KNOCHENHAUER Agnes	Draws	0 -	8 97%	8 97%
		Take-outs	3 83%	9 86%	12 85%
		Total	3 83%	17 91%	20 90%
1	MABERGS Sofia	Draws	3 67%	11 86%	14 82%
		Take-outs	4 44%	2 100%	6 63%
		Total	7 54%	13 88%	20 76%
A	HELDIN Johanna	Draws	0 -	0 -	0 -
		Take-outs	0 -	0 -	0 -
		Total	0 -	0 -	0 -
Team		Draws	5 80%	26 84%	31 83%
		Take-outs	19 74%	30 93%	49 86%
		Total	24 75%	56 89%	80 85%

**Note:**  
Position and function for each team member:  
4 = Fourth, 3 = Third, 2 = Second, 1 = Lead, A = Alternate, S = Skip, V = Vice-Skip

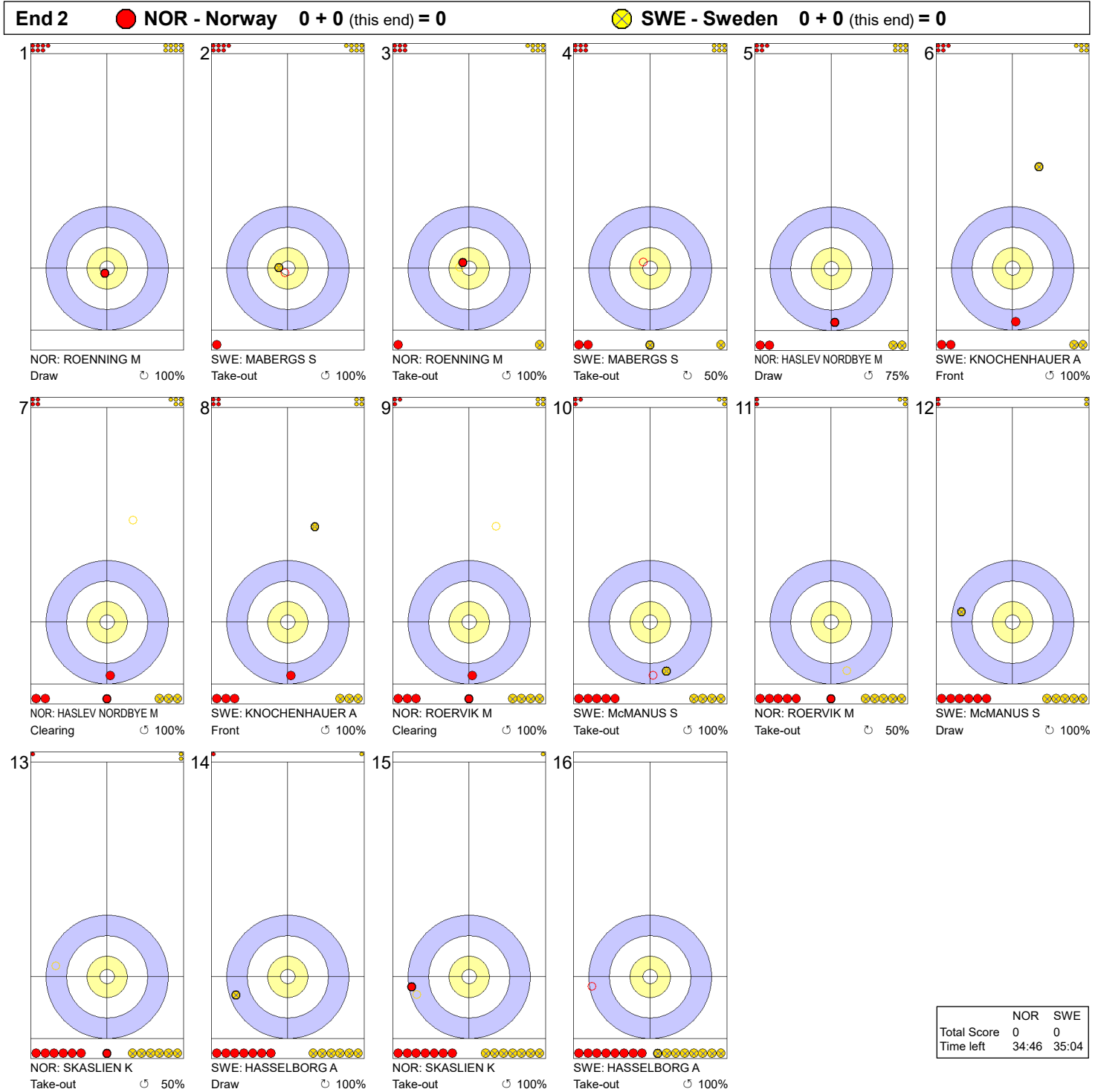
**Legend:**  
⌚ Clockwise      ⌚ Counter-clockwise      LSFE(\*) Last Stone First End





**WED 22 MAR 2023**  
 Start Time 9:00

**Round Robin Session 12 - Sheet B**

**Game - Shot by Shot**




**Legend:**  
 Clockwise     Counter-clockwise    - Not considered



WED 22 MAR 2023  
Start Time 9:00

Round Robin Session 12 - Sheet B

**Game - Shot by Shot**

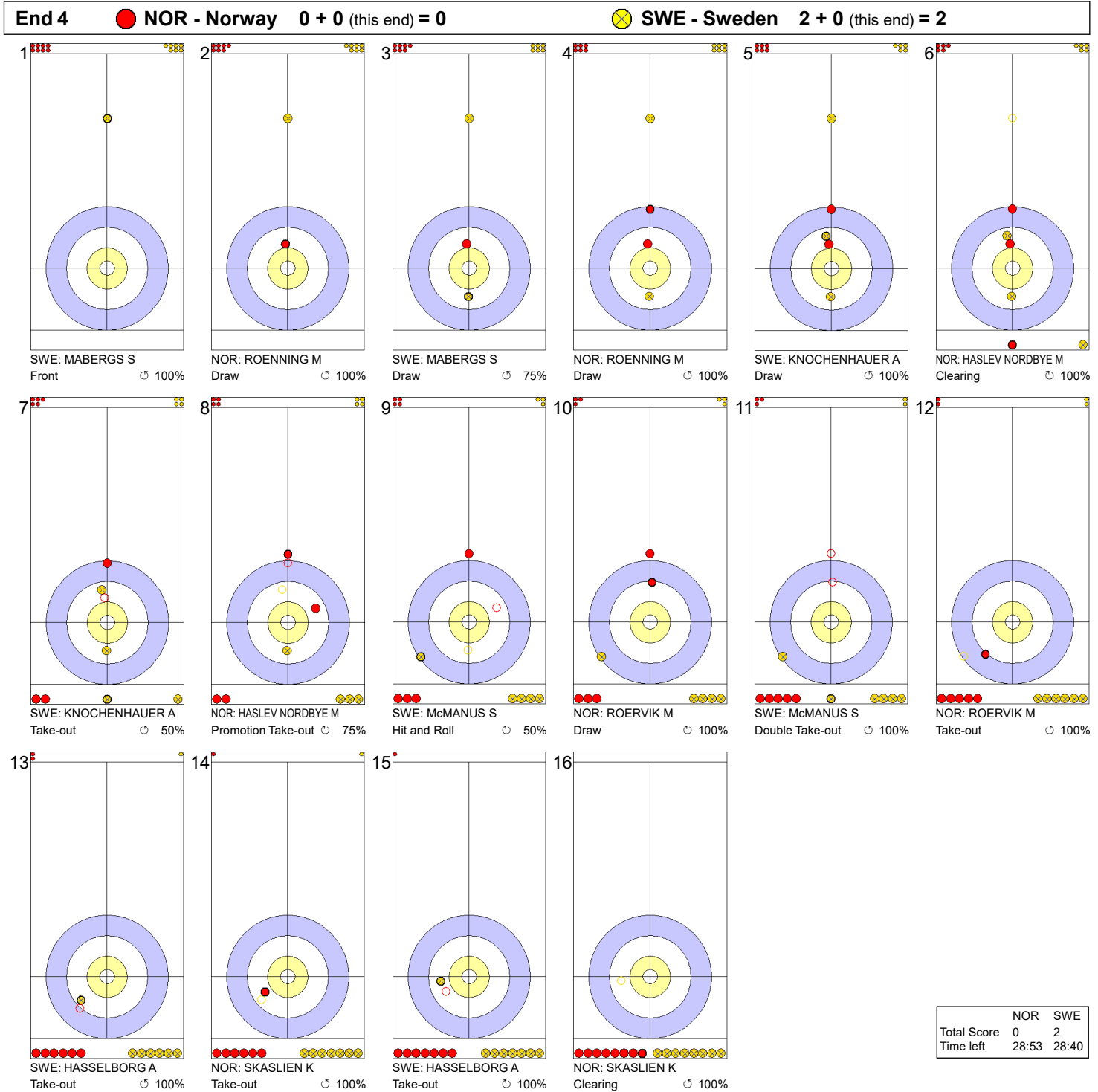


**Legend:**  
 ↻ Clockwise      ↺ Counter-clockwise      - Not considered

**WED 22 MAR 2023**  
 Start Time 9:00

**Round Robin Session 12 - Sheet B**

**Game - Shot by Shot**



**Legend:**  
 ↻ Clockwise                      ↺ Counter-clockwise                      - Not considered



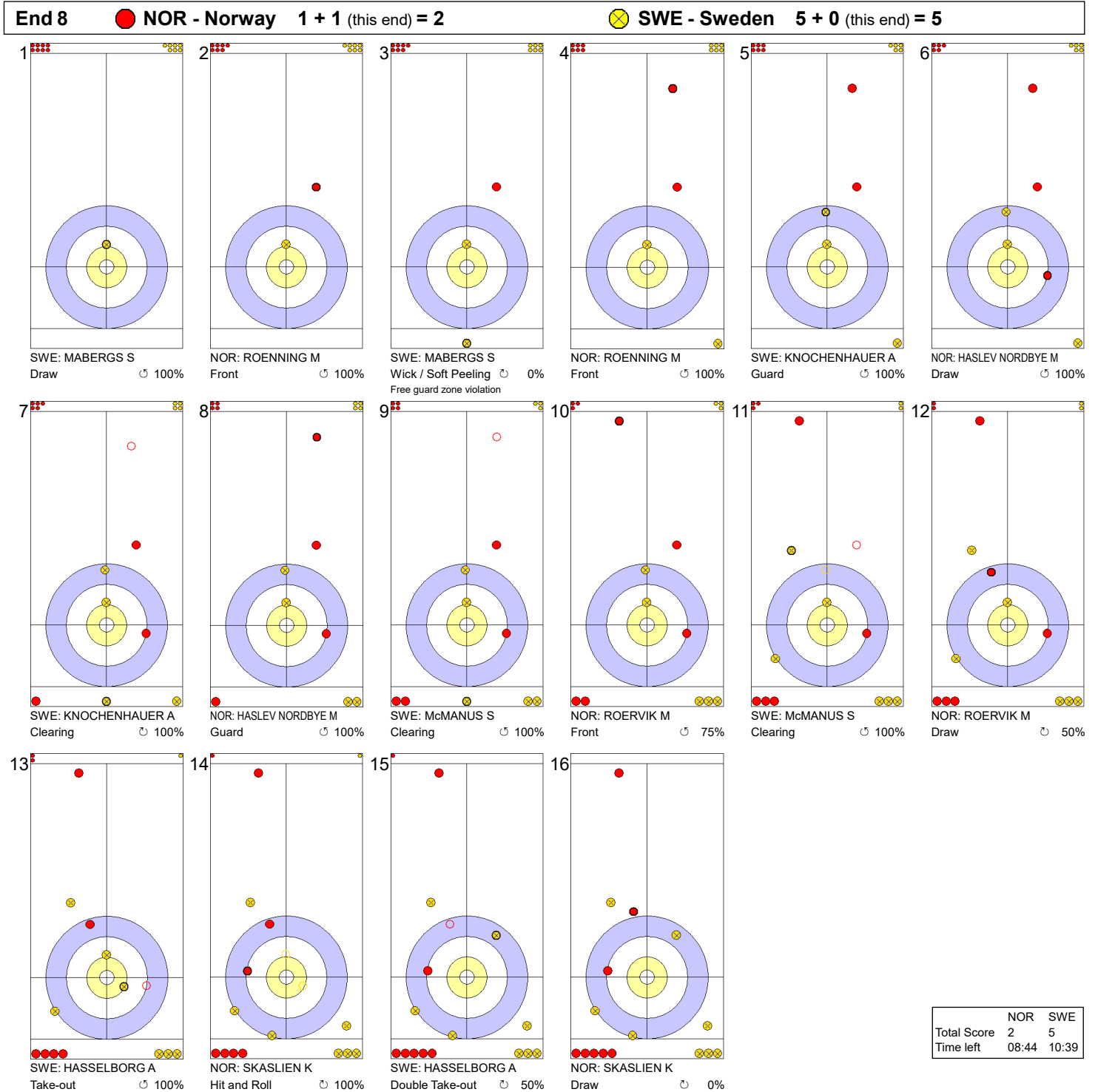




**WED 22 MAR 2023**  
 Start Time 9:00

**Round Robin Session 12 - Sheet B**

**Game - Shot by Shot**



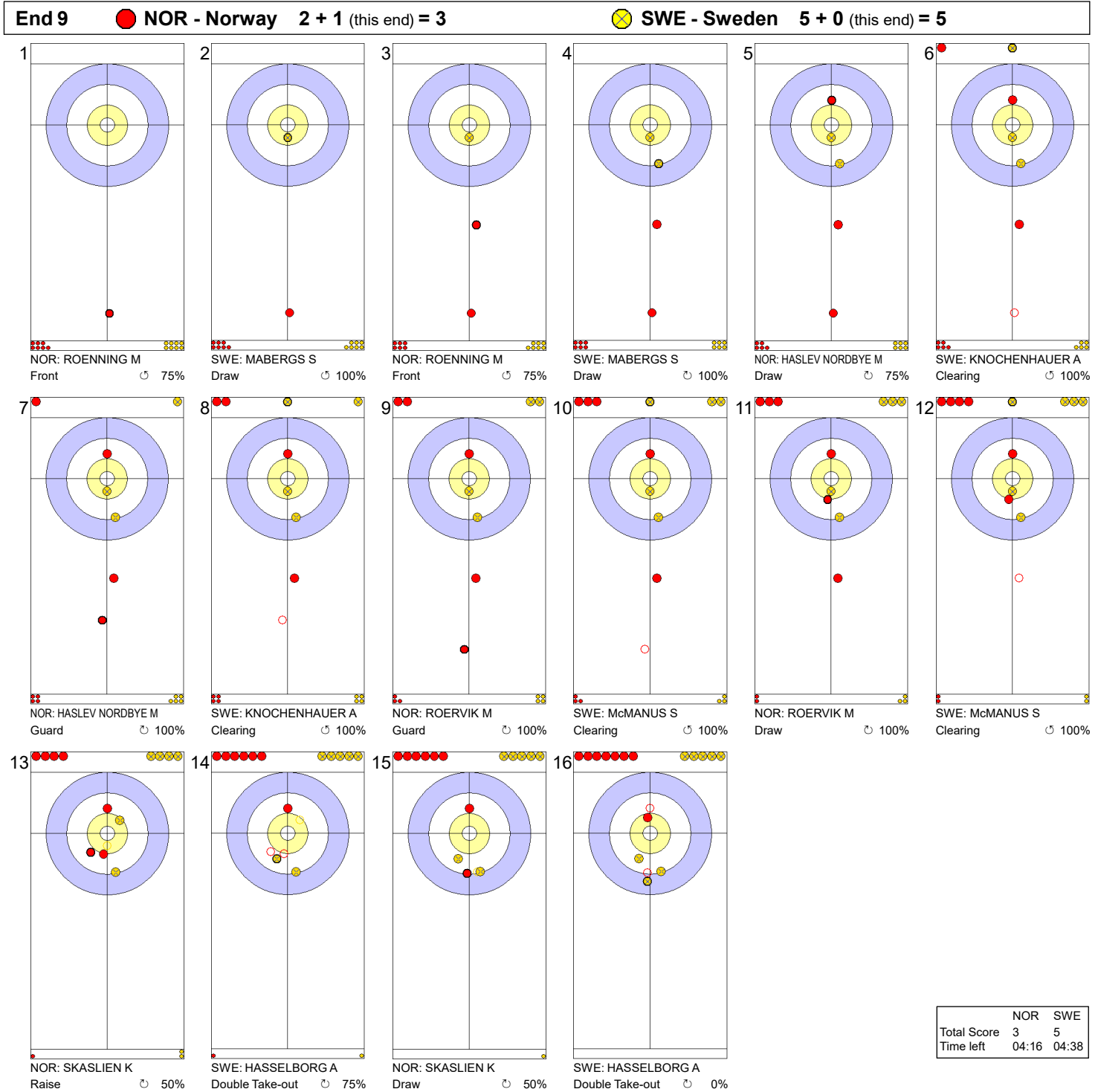
	NOR	SWE
Total Score	2	5
Time left	08:44	10:39

**Legend:**  
 ⌚ Clockwise      ⌚ Counter-clockwise      - Not considered

WED 22 MAR 2023  
Start Time 9:00

Round Robin Session 12 - Sheet B

### Game - Shot by Shot

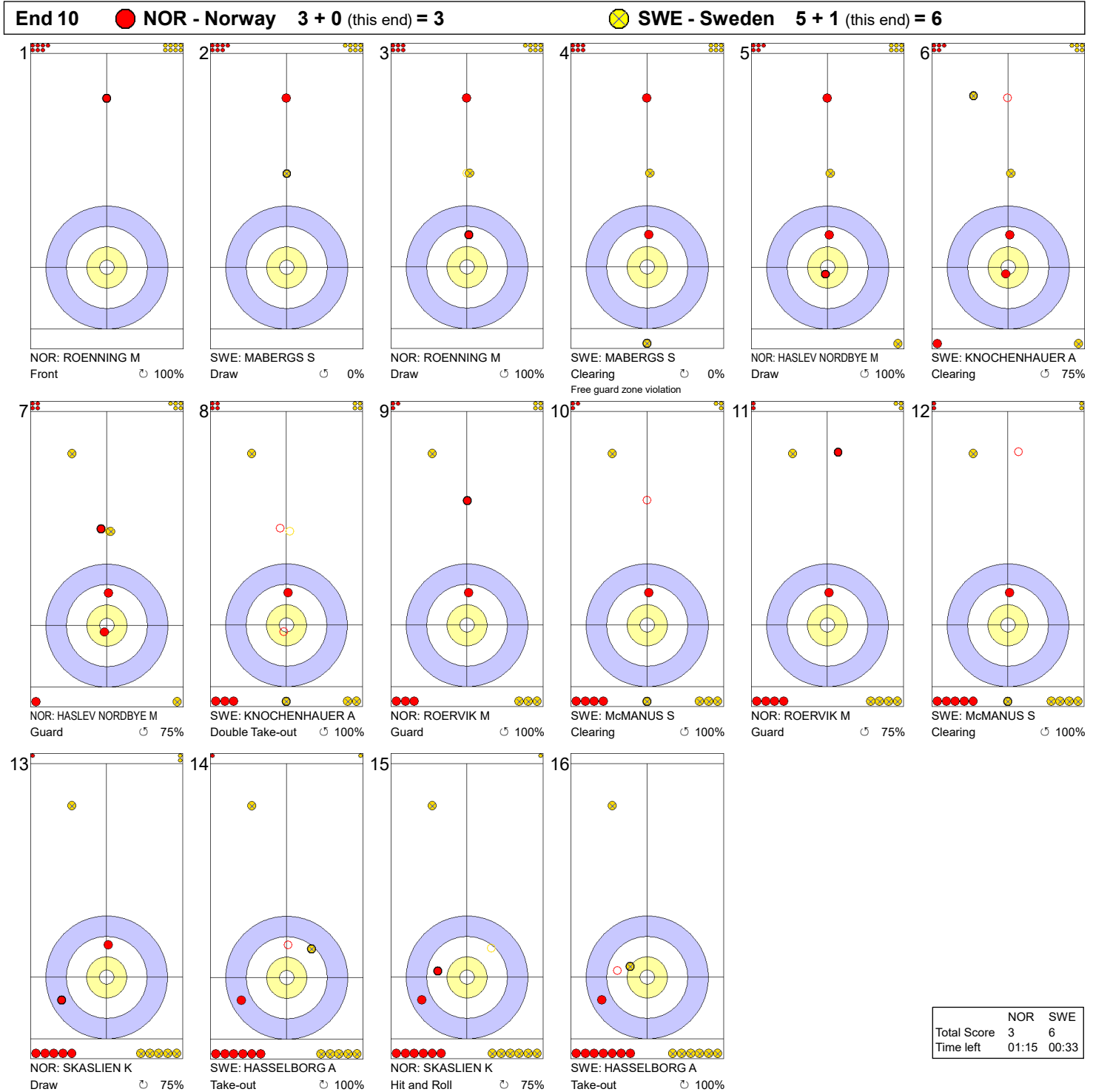


**Legend:**  
 ↻ Clockwise      ↺ Counter-clockwise      - Not considered

**WED 22 MAR 2023**  
 Start Time 9:00

**Round Robin Session 12 - Sheet B**

**Game - Shot by Shot**



**Legend:**  
 ↻ Clockwise      ↺ Counter-clockwise      - Not considered



WED 22 MAR 2023  
Start Time 9:00

Round Robin Session 12 - Sheet C

## Game Results

Sheet	Game	Team	LSFE	1	2	3	4	5	6	7	8	9	10	Extra Ends	Total
C	7	DEN - Denmark	*	0	1	0	1	1	0	1	2	0	0		6
	7	GER - Germany		0	0	3	0	0	2	0	0	1	1		7

DEN - Denmark		Shot Success	Game	All
4 S	DUPONT Madeleine	70%	72%	
3 V	HALSE Mathilde	56%	68%	
2	DUPONT Denise	79%	75%	
1	LARSEN My	74%	83%	
A	LANDER Jasmin	-	-	
Team Total		70%	74%	

GER - Germany		Shot Success	Game	All
4 S	JENTSCH Daniela	68%	69%	
3 V	ABBES Emira	71%	77%	
2	SCHOELL Pia-Lisa	81%	77%	
1	JENTSCH Analena	74%	79%	
A	KAPP Lena	-	77%	
Team Total		73%	76%	

Last Stone Draw		Distance
⌚	DUPONT Madeleine	13.8cm
⌚	LARSEN My	47.0cm
<b>Total</b>		<b>60.8cm</b>

Last Stone Draw		Distance
⌚	JENTSCH Daniela	92.6cm
⌚	ABBES Emira	8.4cm
<b>Total</b>		<b>101.0cm</b>

Time remaining: 0 minutes 35 seconds

Time-out: End 10 - DEN stone 7

Time remaining: 0 minutes 38 seconds

Time-out: End 10 - GER stone 8

## Shot Success Analysis

DEN - Denmark		⌚	⌚	Game
4	DUPONT Madeleine	Draws 3 42%	8 84%	11 73%
	Take-outs 5 60%	3 75%	8 66%	
	Total 8 53%	11 82%	19 70%	
3	HALSE Mathilde	Draws 3 33%	8 50%	11 45%
	Take-outs 4 81%	5 60%	9 69%	
	Total 7 61%	13 54%	20 56%	
2	DUPONT Denise	Draws 1 100%	7 82%	8 84%
	Take-outs 3 92%	9 69%	12 75%	
	Total 4 94%	16 75%	20 79%	
1	LARSEN My	Draws 10 68%	7 89%	17 76%
	Take-outs 2 38%	1 100%	3 58%	
	Total 12 63%	8 91%	20 74%	
A	LANDER Jasmin	Draws 0 -	0 -	0 -
	Take-outs 0 -	0 -	0 -	
	Total 0 -	0 -	0 -	
Team	Draws 17 59%	30 76%	47 70%	
	Take-outs 14 70%	18 69%	32 70%	
	Total 31 64%	48 73%	79 70%	

GER - Germany		⌚	⌚	Game
4	JENTSCH Daniela	Draws 7 75%	4 69%	11 73%
	Take-outs 5 65%	4 56%	9 61%	
	Total 12 71%	8 63%	20 68%	
3	ABBES Emira	Draws 3 92%	7 71%	10 78%
	Take-outs 1 0%	8 72%	9 64%	
	Total 4 69%	15 72%	19 71%	
2	SCHOELL Pia-Lisa	Draws 5 95%	8 72%	13 81%
	Take-outs 3 92%	4 75%	7 82%	
	Total 8 94%	12 73%	20 81%	
1	JENTSCH Analena	Draws 5 70%	10 78%	15 75%
	Take-outs 2 75%	3 67%	5 70%	
	Total 7 71%	13 75%	20 74%	
A	KAPP Lena	Draws 0 -	0 -	0 -
	Take-outs 0 -	0 -	0 -	
	Total 0 -	0 -	0 -	
Team	Draws 20 81%	29 73%	49 77%	
	Take-outs 11 68%	19 68%	30 68%	
	Total 31 77%	48 71%	79 73%	

### Note:

Position and function for each team member:

4 = Fourth, 3 = Third, 2 = Second, 1 = Lead, A = Alternate, S = Skip, V = Vice-Skip

### Legend:

⌚ Clockwise

⌚ Counter-clockwise

LSFE(\*) Last Stone First End

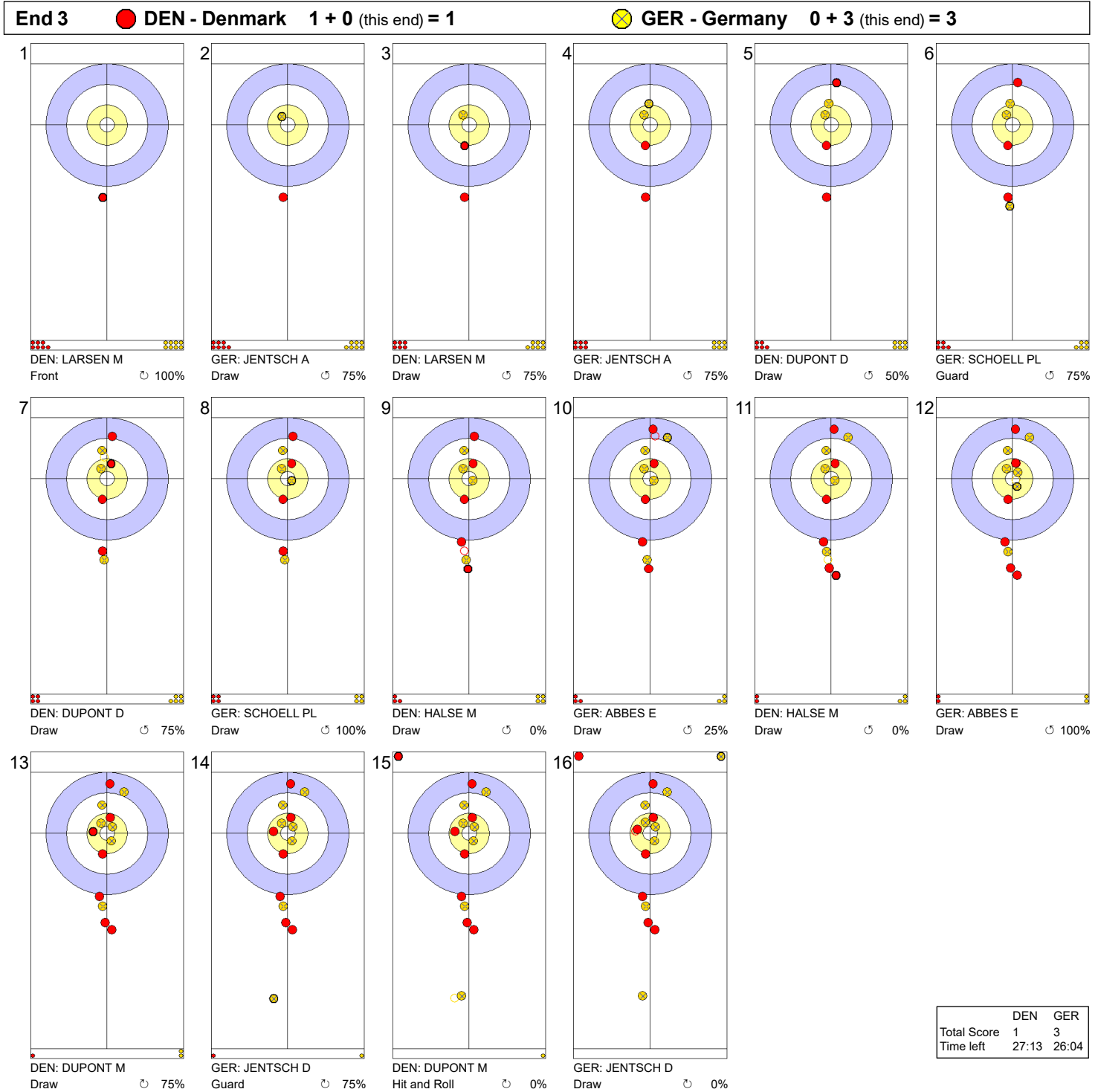




**WED 22 MAR 2023**  
 Start Time 9:00

**Round Robin Session 12 - Sheet C**

**Game - Shot by Shot**

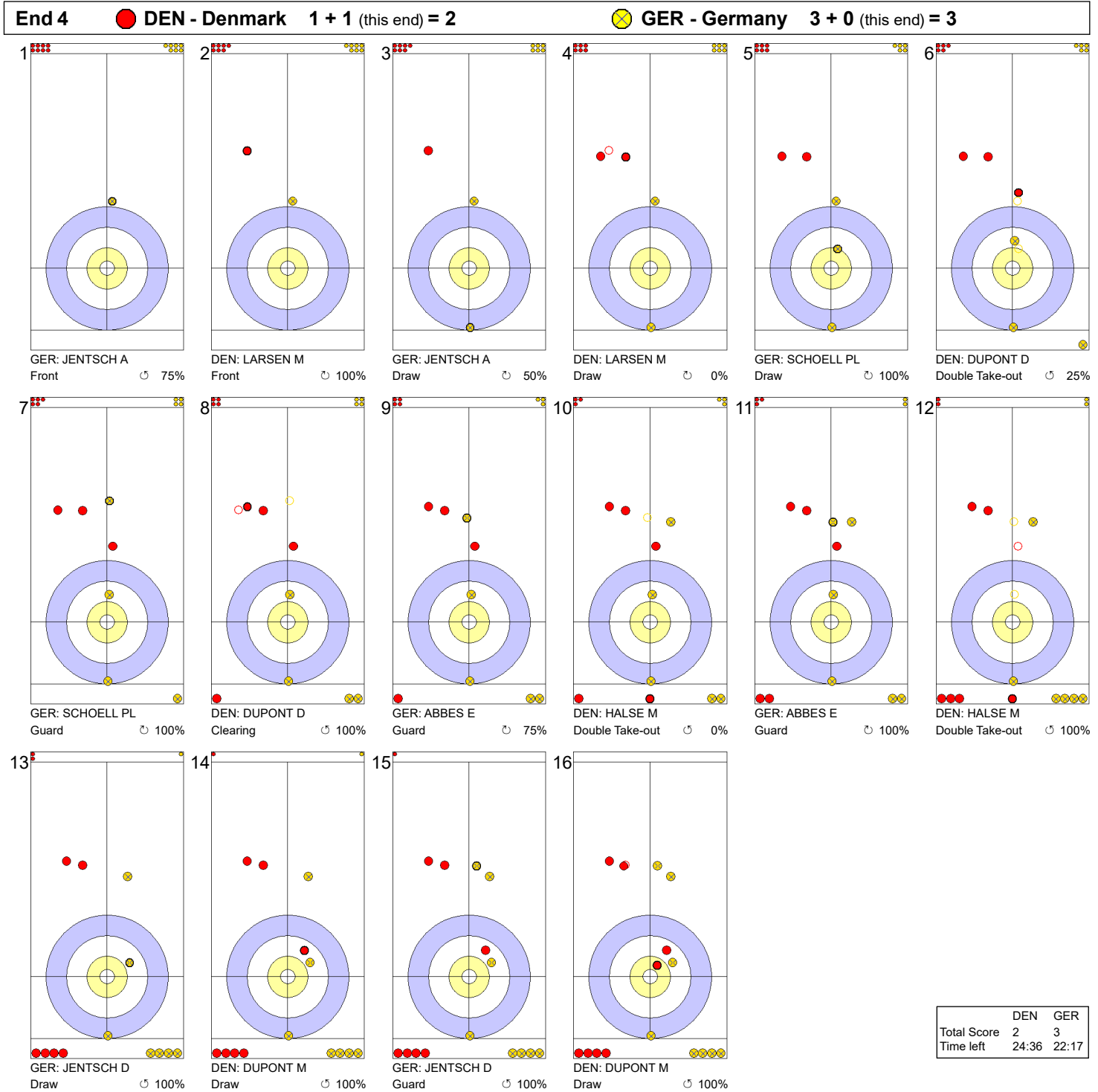


**Legend:**  
 ↻ Clockwise      ↺ Counter-clockwise      - Not considered

**WED 22 MAR 2023**  
 Start Time 9:00

**Round Robin Session 12 - Sheet C**

**Game - Shot by Shot**



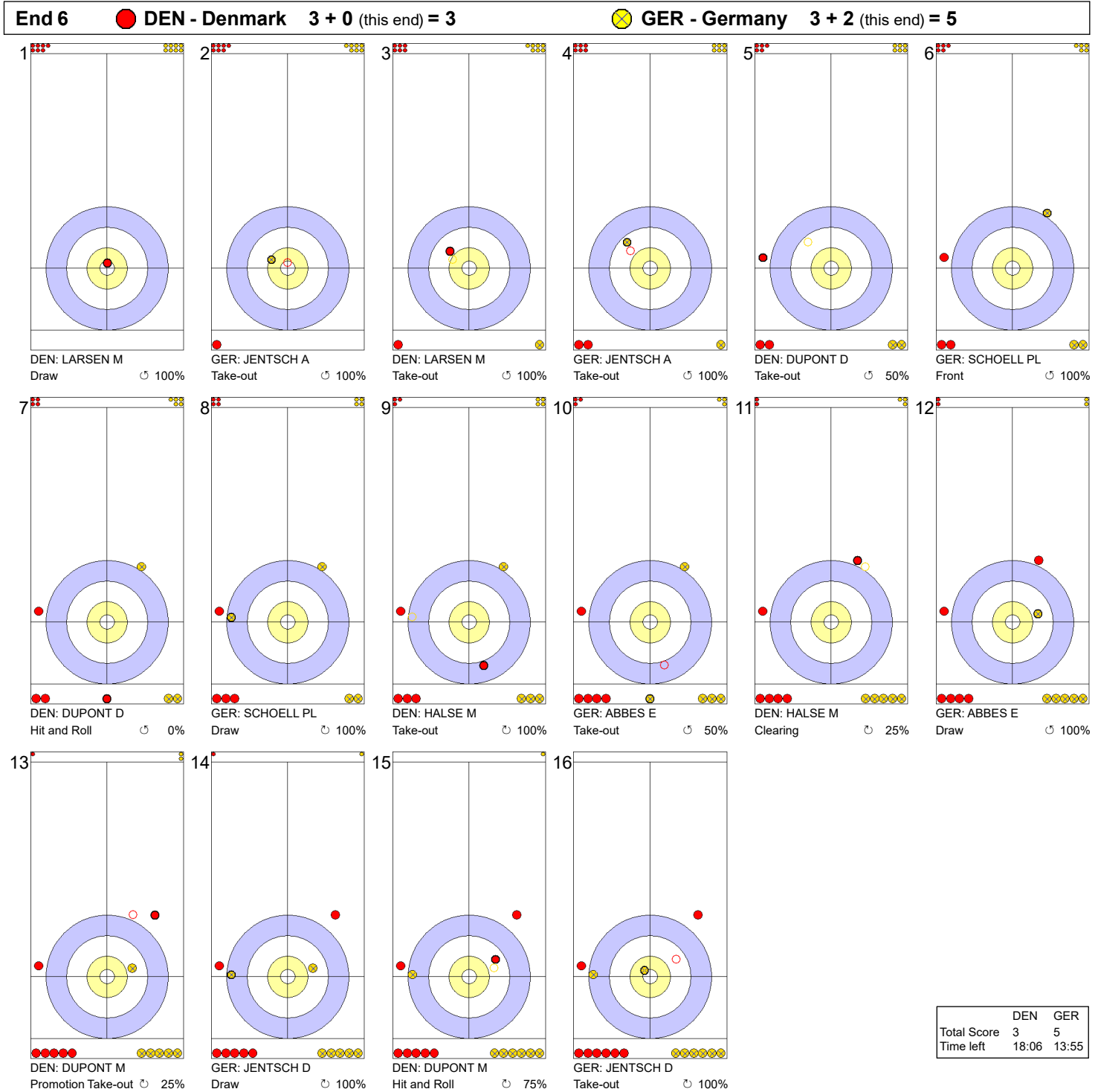
**Legend:**  
 ↻ Clockwise      ↺ Counter-clockwise      - Not considered



**WED 22 MAR 2023**  
 Start Time 9:00

**Round Robin Session 12 - Sheet C**

**Game - Shot by Shot**

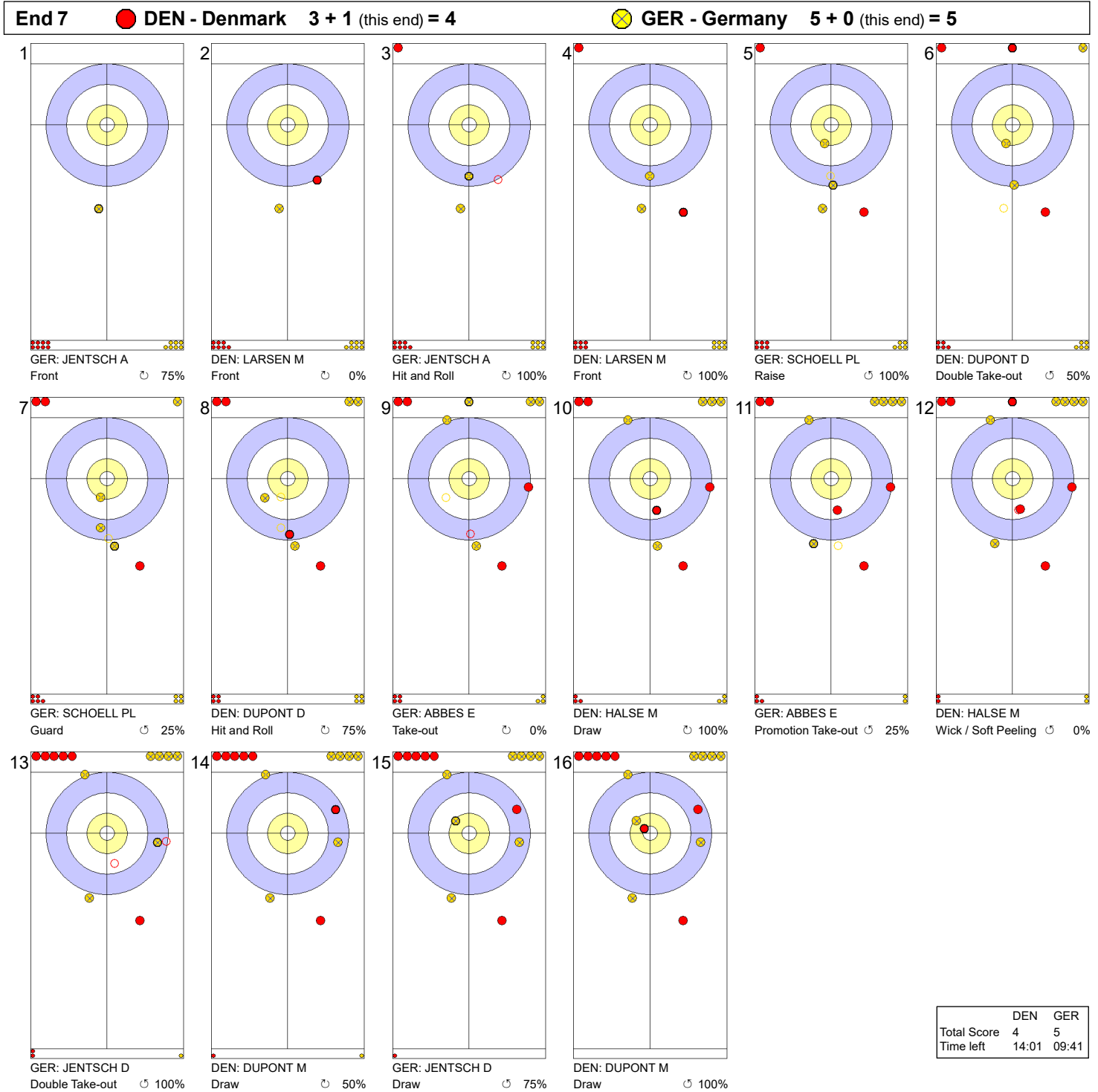


**Legend:**  
 ↻ Clockwise      ↺ Counter-clockwise      - Not considered

**WED 22 MAR 2023**  
 Start Time 9:00

**Round Robin Session 12 - Sheet C**

**Game - Shot by Shot**



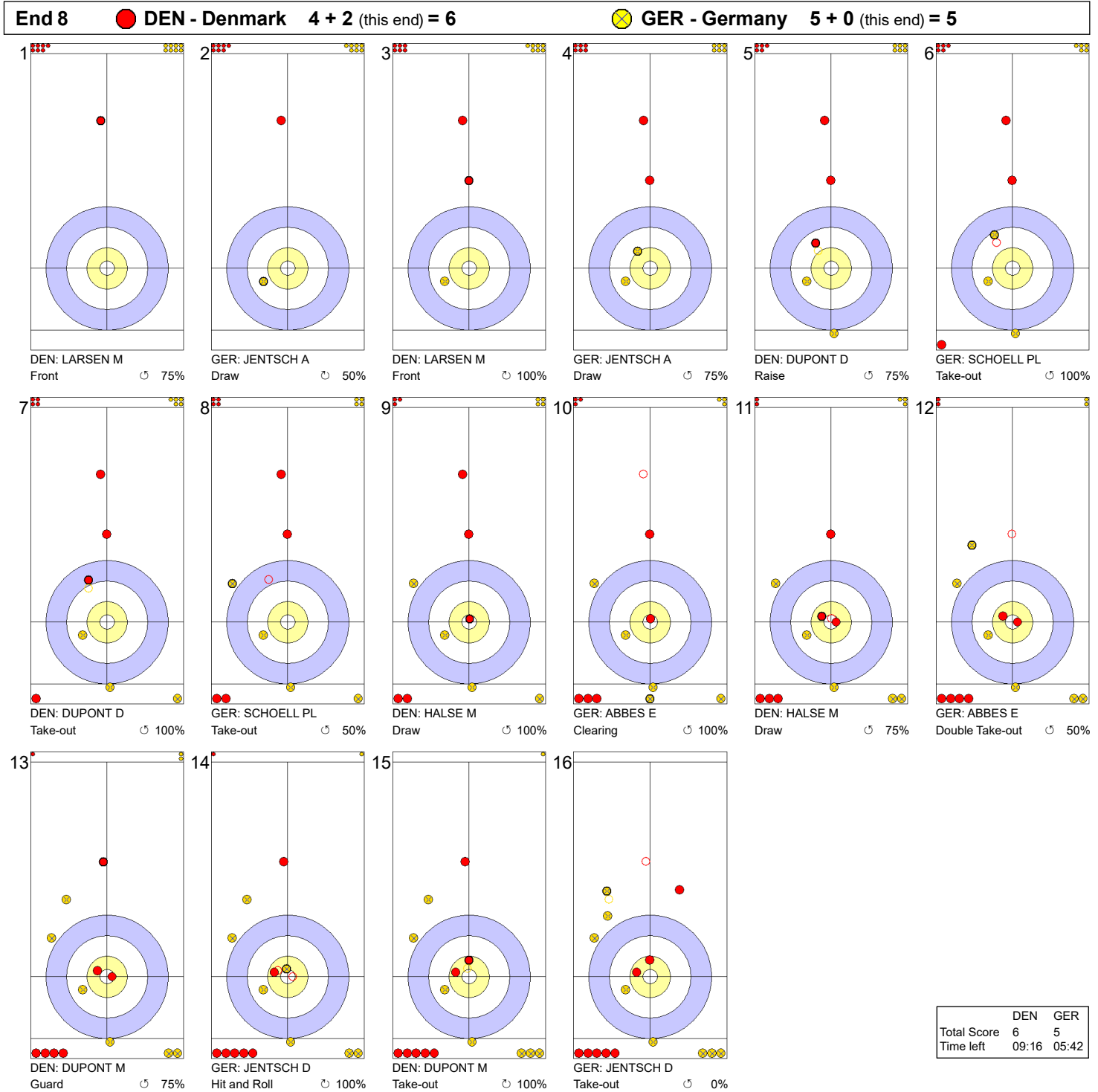
**Legend:**  
 ↻ Clockwise      ↺ Counter-clockwise      - Not considered



**WED 22 MAR 2023**  
 Start Time 9:00

**Round Robin Session 12 - Sheet C**

**Game - Shot by Shot**



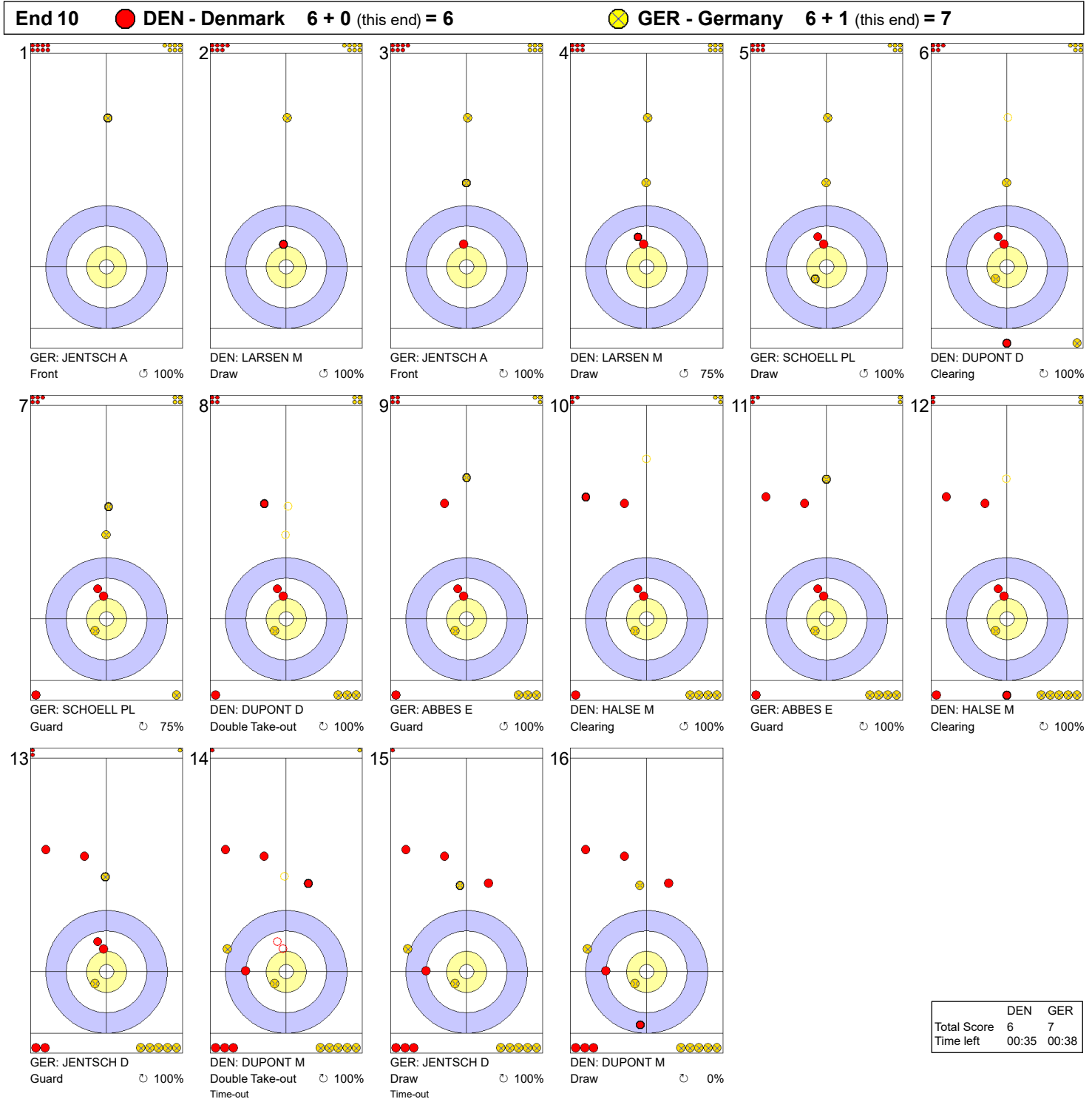
**Legend:**  
 ↻ Clockwise      ↺ Counter-clockwise      - Not considered



**WED 22 MAR 2023**  
 Start Time 9:00

**Round Robin Session 12 - Sheet C**

**Game - Shot by Shot**



**Legend:**  
 ↻ Clockwise   ↺ Counter-clockwise   - Not considered

WED 22 MAR 2023  
Start Time 9:00

Round Robin Session 12 - Sheet D

## Game Results

Sheet	Game	Team	LSFE	1	2	3	4	5	6	7	8	9	10	Extra Ends	Total
D	7	SUI - Switzerland	*	0	2	1	1	1	4	X	X	X	X		9
	8	NZL - New Zealand		1	0	0	0	0	0	X	X	X	X		1

SUI - Switzerland		Shot Success	Game	All
4 V	PAETZ Alina	81%		87%
3 S	TIRINZONI Silvana	69%		81%
2	HOWALD Carole	92%		80%
1	SCHWALLER-HUERLIMANN Briar	88%		87%
A	-	-		-
Team Total		82%		84%

NZL - New Zealand		Shot Success	Game	All
4 S	BECKER Bridget	46%		63%
3 V	THOMPSON Holly	40%		65%
2	THURLOW Natalie	52%		69%
1	KINNEY Ruby	48%		58%
A	SMITH Jessica	-		63%
Team Total		46%		64%

Last Stone Draw		Distance
⌚	TIRINZONI Silvana	33.6cm
⌚	PAETZ Alina	20.9cm
<b>Total</b>		<b>54.5cm</b>

Last Stone Draw		Distance
⌚	KINNEY Ruby	27.5cm
⌚	BECKER Bridget	199.6cm
<b>Total</b>		<b>227.1cm</b>

Time remaining: 14 minutes 14 seconds

Time remaining: 11 minutes 44 seconds

## Shot Success Analysis

SUI - Switzerland		⌚	⌚	Game	
4	PAETZ Alina	Draws	3 100%	5 95%	8 97%
		Take-outs	1 0%	3 67%	4 50%
		Total	4 75%	8 84%	12 81%
3	TIRINZONI Silvana	Draws	7 71%	1 75%	8 72%
		Take-outs	2 100%	2 25%	4 63%
		Total	9 78%	3 42%	12 69%
2	HOWALD Carole	Draws	2 88%	4 100%	6 96%
		Take-outs	3 100%	3 75%	6 88%
		Total	5 95%	7 89%	12 92%
1	SCHWALLER B	Draws	3 75%	8 91%	11 86%
		Take-outs	0 -	1 100%	1 100%
		Total	3 75%	9 92%	12 88%
A	-	Draws	0 -	0 -	0 -
		Take-outs	0 -	0 -	0 -
		Total	0 -	0 -	0 -
Team		Draws	15 80%	18 93%	33 87%
		Take-outs	6 83%	9 64%	15 72%
		Total	21 81%	27 83%	48 82%

NZL - New Zealand		⌚	⌚	Game	
4	BECKER Bridget	Draws	3 33%	3 17%	6 25%
		Take-outs	3 67%	3 67%	6 67%
		Total	6 50%	6 42%	12 46%
3	THOMPSON Holly	Draws	4 69%	1 0%	5 55%
		Take-outs	4 13%	3 50%	7 29%
		Total	8 41%	4 38%	12 40%
2	THURLOW Natalie	Draws	4 63%	3 50%	7 57%
		Take-outs	1 0%	4 56%	5 45%
		Total	5 50%	7 54%	12 52%
1	KINNEY Ruby	Draws	5 60%	5 35%	10 48%
		Take-outs	0 -	2 50%	2 50%
		Total	5 60%	7 39%	12 48%
A	SMITH Jessica	Draws	0 -	0 -	0 -
		Take-outs	0 -	0 -	0 -
		Total	0 -	0 -	0 -
Team		Draws	16 58%	12 31%	28 46%
		Take-outs	8 31%	12 56%	20 46%
		Total	24 49%	24 44%	48 46%

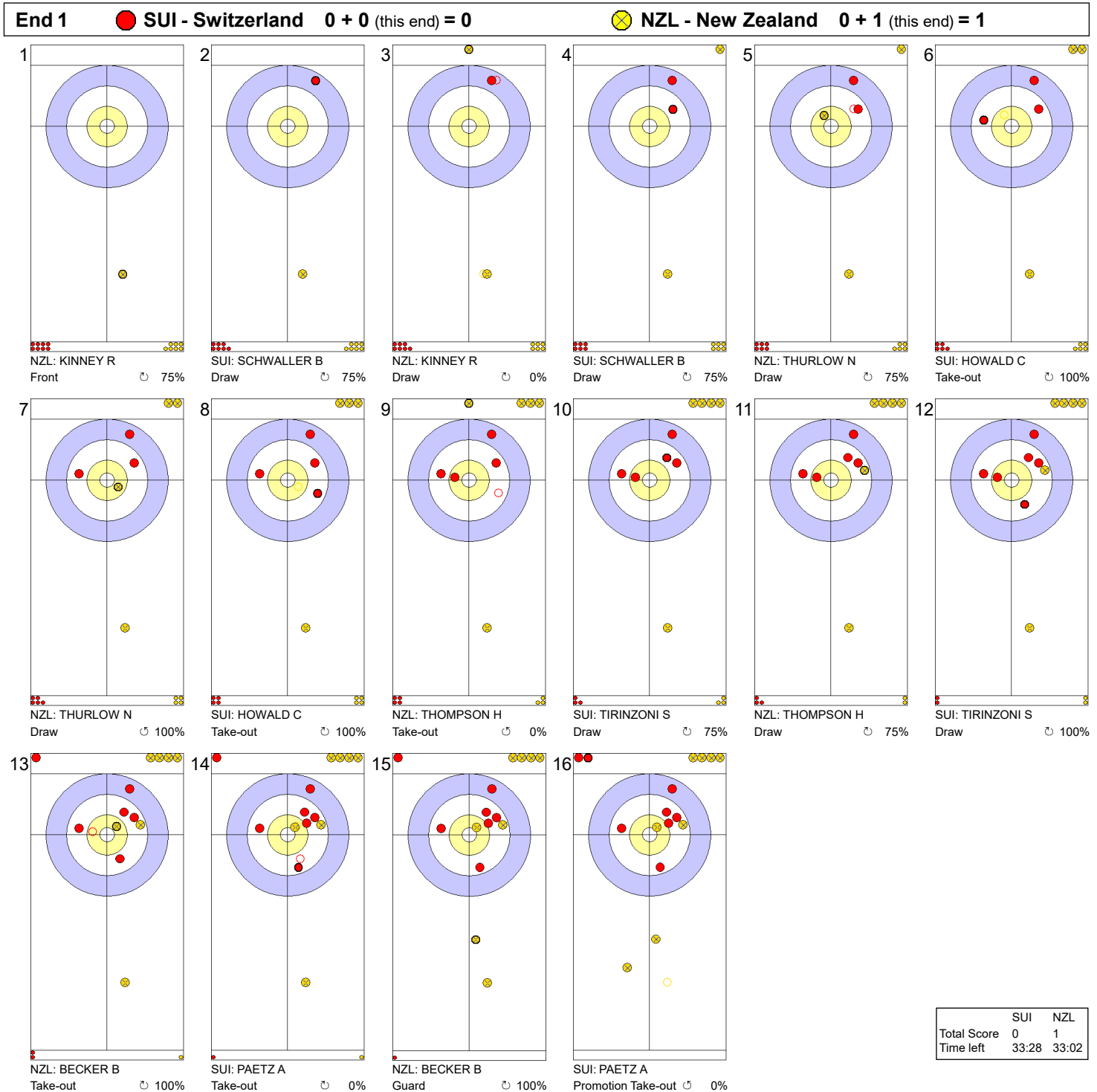
**Note:**  
Position and function for each team member:  
4 = Fourth, 3 = Third, 2 = Second, 1 = Lead, A = Alternate, S = Skip, V = Vice-Skip

**Legend:**  
⌚ Clockwise      ⌚ Counter-clockwise      LSFE(\*) Last Stone First End  
X Unplayed/unfinished end due to concession

**WED 22 MAR 2023**  
 Start Time 9:00

**Round Robin Session 12 - Sheet D**

**Game - Shot by Shot**



**Legend:**  
 ↻ Clockwise   ↺ Counter-clockwise   - Not considered

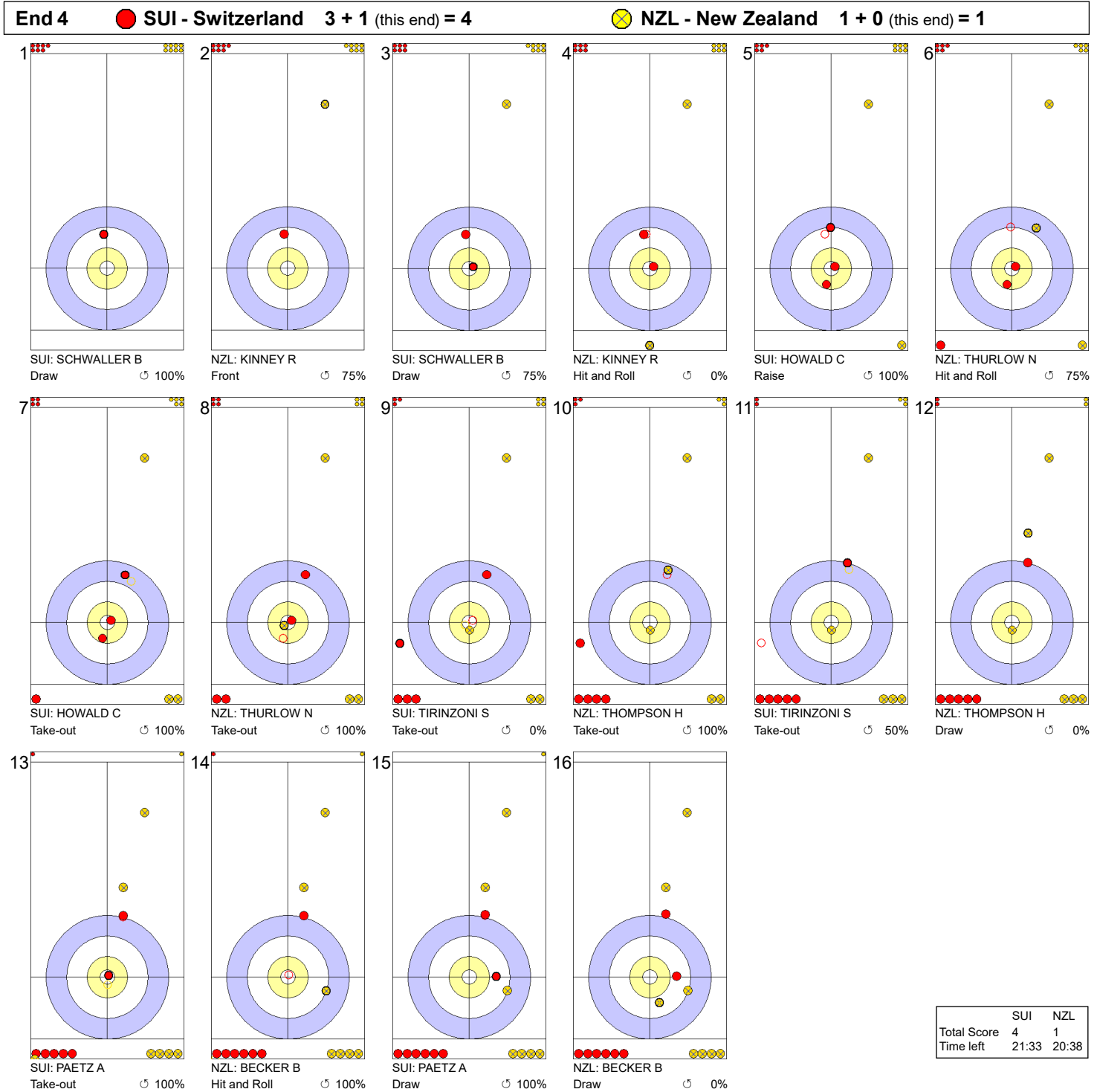




WED 22 MAR 2023  
Start Time 9:00

Round Robin Session 12 - Sheet D

Game - Shot by Shot



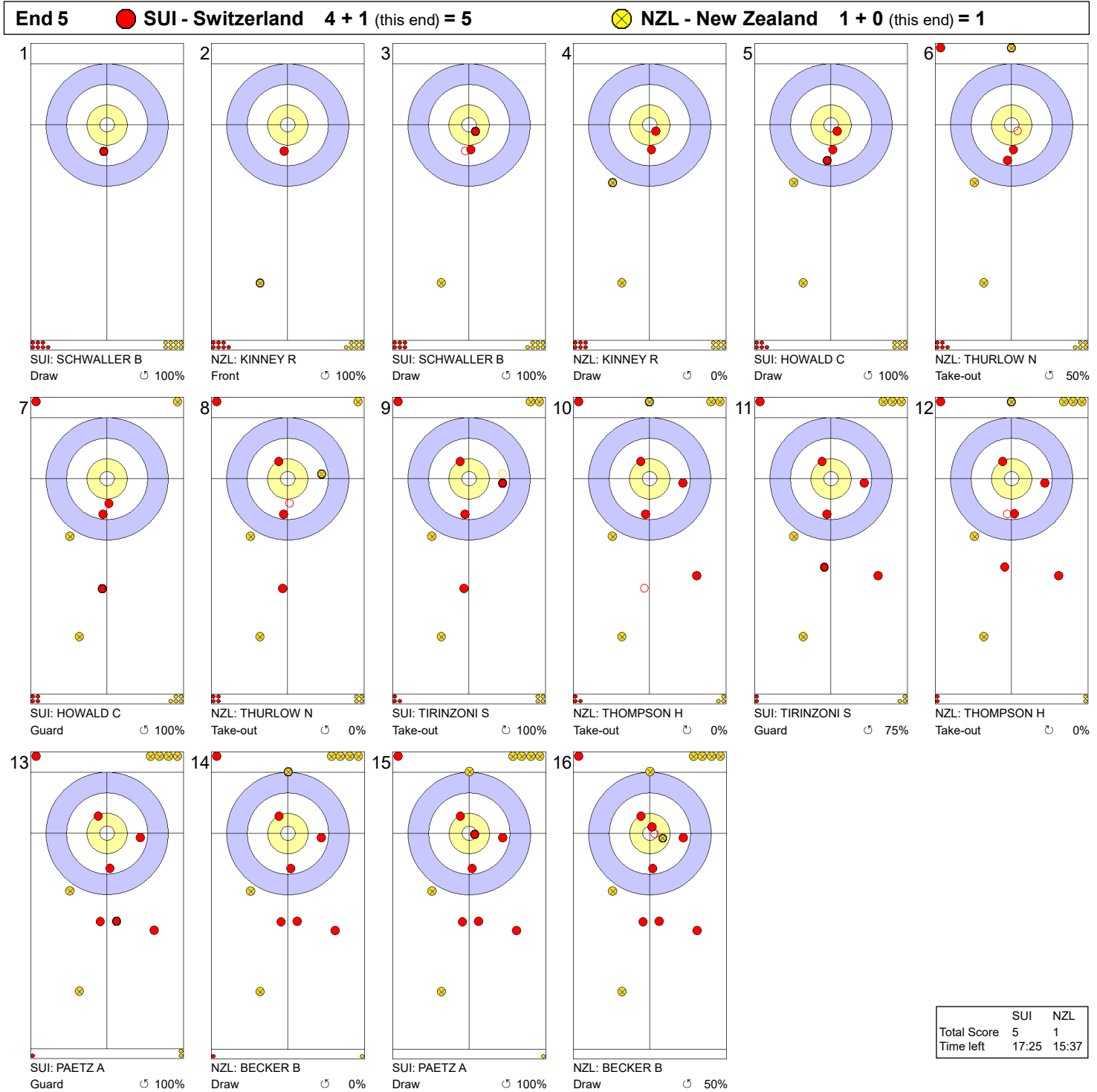
**Legend:**  
 ↻ Clockwise      ↺ Counter-clockwise      - Not considered



WED 22 MAR 2023  
Start Time 9:00

Round Robin Session 12 - Sheet D

Game - Shot by Shot

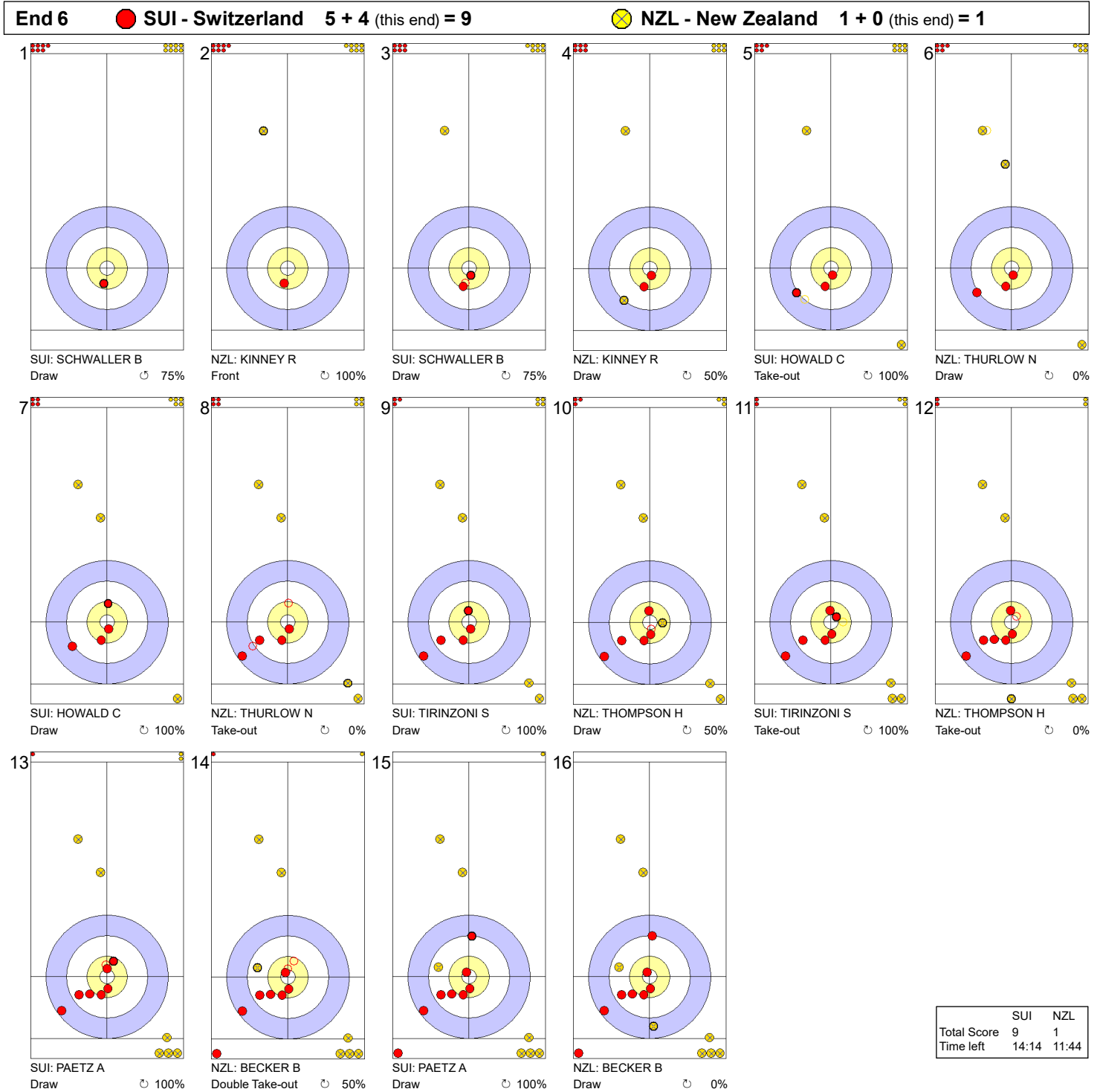


**Legend:**  
 ↻ Clockwise      ↺ Counter-clockwise      - Not considered

WED 22 MAR 2023  
Start Time 9:00

Round Robin Session 12 - Sheet D

Game - Shot by Shot



**Legend:**  
 ↻ Clockwise      ↺ Counter-clockwise      - Not considered

## Session Results and Standings

Sheet	Game	Team	LSFE	1	2	3	4	5	6	7	8	9	10	Extra Ends	Total
A	6	SWE - Sweden	*	1	0	0	0	2	1	0	0	0	1		5
	7	JPN - Japan		0	0	0	1	0	0	1	1	1	0		4
B	7	NZL - New Zealand		0	2	0	1	0	1	0	0	X	X		4
	7	CAN - Canada	*	2	0	3	0	1	0	2	2	X	X		10
C	7	ITA - Italy	*	0	3	0	1	0	0	2	0	1	0		7
	7	SCO - Scotland		0	0	1	0	2	1	0	1	0	1		6
D	7	USA - United States	*	2	1	0	1	0	3	X	X	X	X		7
	6	DEN - Denmark		0	0	1	0	1	0	X	X	X	X		2

## Current Standings

Rank	Team	Games	Wins	Losses
1	SUI - Switzerland	6	6	0
2	CAN - Canada	7	5	2
2	ITA - Italy	7	5	2
4	KOR - Korea	6	4	2
4	NOR - Norway	6	4	2
6	USA - United States	7	4	3
7	GER - Germany	6	3	3
7	SWE - Sweden	6	3	3
9	JPN - Japan	7	3	4
10	DEN - Denmark	6	2	4
10	TUR - Türkiye	6	2	4
12	SCO - Scotland	7	1	6
13	NZL - New Zealand	7	0	7

**Note:**  
Under WCF rules, tie-breaking rules for standings are not applied until after the last game of the round robin.

**Legend:**  
LSFE(\*) Last Stone First End      X      Unplayed/unfinished end due to concession

TUE 21 MAR 2023  
Start Time 19:00

Round Robin Session 11 - Sheet A

## Game Results

Sheet	Game	Team	LSFE	1	2	3	4	5	6	7	8	9	10	Extra Ends	Total
A	6	SWE - Sweden	*	1	0	0	0	2	1	0	0	0	1		5
	7	JPN - Japan		0	0	0	1	0	0	1	1	1	0		4

SWE - Sweden		Shot Success	Game	All
4 S	HASSELBORG Anna	75%		72%
3 V	McMANUS Sara	89%		77%
2	KNOCHENHAUER Agnes	90%		82%
1	MABERGS Sofia	91%		85%
A	HELDIN Johanna	-		-
Team Total		86%		79%

JPN - Japan		Shot Success	Game	All
4 S	FUJISAWA Satsuki	67%		70%
3 V	YOSHIDA Chinami	90%		80%
2	SUZUKI Yumi	83%		78%
1	YOSHIDA Yurika	84%		85%
A	ISHIZAKI Kotomi	-		-
Team Total		81%		78%

Last Stone Draw		Distance
⌚	McMANUS Sara	7.7cm
⌚	HASSELBORG Anna	8.9cm
<b>Total</b>		<b>16.6cm</b>

Last Stone Draw		Distance
⌚	YOSHIDA Chinami	50.8cm
⌚	SUZUKI Yumi	23.8cm
<b>Total</b>		<b>74.6cm</b>

Time remaining: 0 minutes 59 seconds

Time-out: End 4 - SWE stone 7

Time remaining: 0 minutes 42 seconds

Time-out: End 10 - JPN stone 7

## Shot Success Analysis

SWE - Sweden		⌚	⌚	Game	
4	HASSELBORG Anna	Draws	2 50%	5 85%	7 75%
		Take-outs	6 88%	6 63%	12 75%
		Total	8 78%	11 73%	19 75%
3	McMANUS Sara	Draws	4 88%	3 92%	7 89%
		Take-outs	2 100%	11 86%	13 88%
		Total	6 92%	14 88%	20 89%
2	KNOCHENHAUER Agnes	Draws	1 100%	2 75%	3 83%
		Take-outs	7 96%	10 88%	17 91%
		Total	8 97%	12 85%	20 90%
1	MABERGS Sofia	Draws	7 100%	13 87%	20 91%
		Take-outs	0 -	0 -	0 -
		Total	7 100%	13 87%	20 91%
A	HELDIN Johanna	Draws	0 -	0 -	0 -
		Take-outs	0 -	0 -	0 -
		Total	0 -	0 -	0 -
Team		Draws	14 89%	23 86%	37 87%
		Take-outs	15 93%	27 81%	42 86%
		Total	29 91%	50 84%	79 86%

JPN - Japan		⌚	⌚	Game	
4	FUJISAWA Satsuki	Draws	6 58%	2 100%	8 69%
		Take-outs	7 82%	4 38%	11 66%
		Total	13 71%	6 58%	19 67%
3	YOSHIDA Chinami	Draws	4 69%	7 96%	11 86%
		Take-outs	3 92%	6 96%	9 94%
		Total	7 79%	13 96%	20 90%
2	SUZUKI Yumi	Draws	8 88%	5 85%	13 87%
		Take-outs	4 75%	3 75%	7 75%
		Total	12 83%	8 81%	20 83%
1	YOSHIDA Yurika	Draws	1 100%	16 81%	17 82%
		Take-outs	2 100%	1 75%	3 92%
		Total	3 100%	17 81%	20 84%
A	ISHIZAKI Kotomi	Draws	0 -	0 -	0 -
		Take-outs	0 -	0 -	0 -
		Total	0 -	0 -	0 -
Team		Draws	19 75%	30 87%	49 82%
		Take-outs	16 84%	14 73%	30 79%
		Total	35 79%	44 82%	79 81%

### Note:

Position and function for each team member:

4 = Fourth, 3 = Third, 2 = Second, 1 = Lead, A = Alternate, S = Skip, V = Vice-Skip

### Legend:

⌚ Clockwise


⌚ Counter-clockwise

LSFE(\*) Last Stone First End

TUE 21 MAR 2023  
Start Time 19:00

Round Robin Session 11 - Sheet A

Game - Shot by Shot

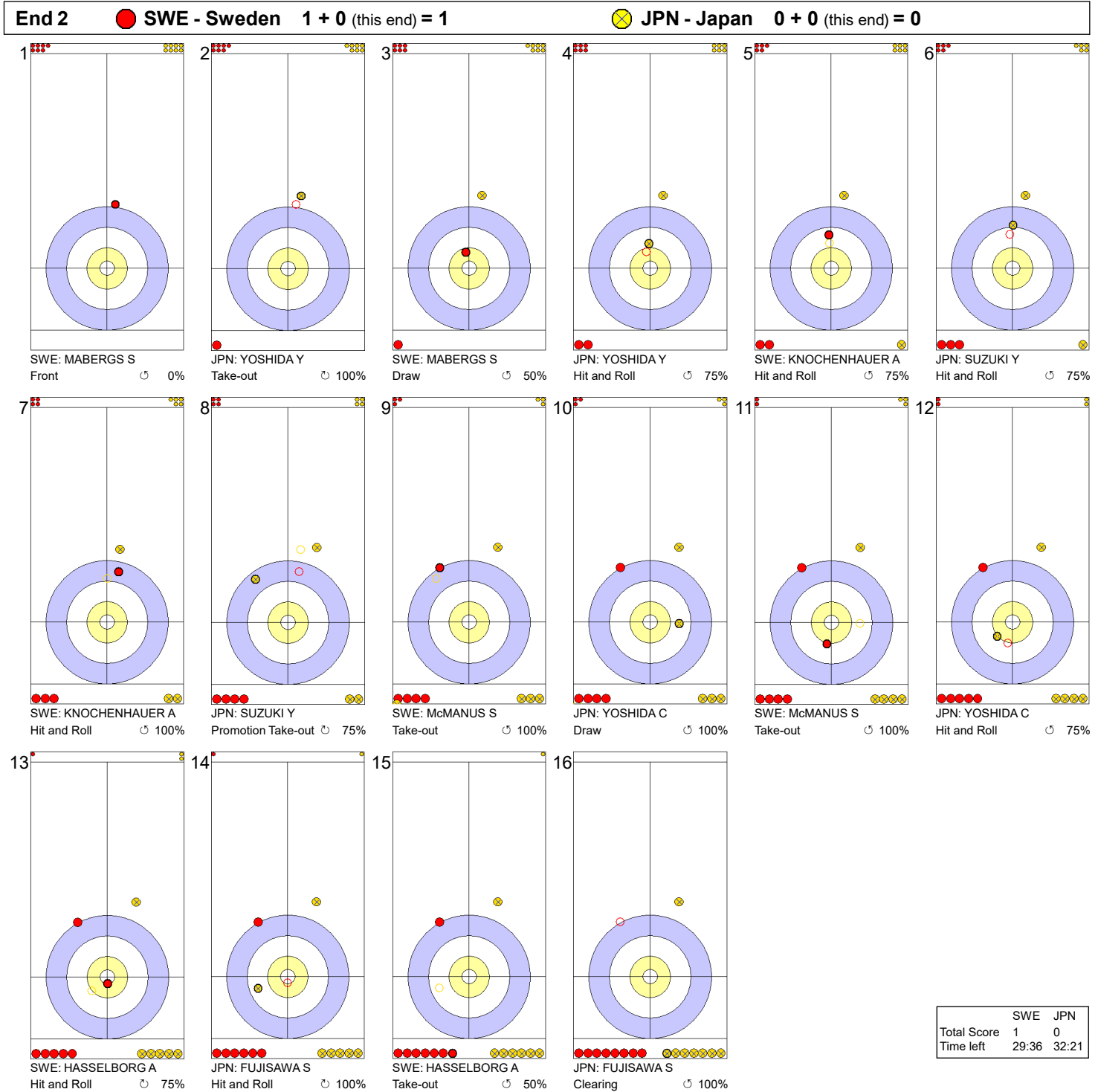


**Legend:**  
 ↻ Clockwise      ↺ Counter-clockwise      - Not considered

**TUE 21 MAR 2023**
  
**Start Time 19:00**

**Round Robin Session 11 - Sheet A**

**Game - Shot by Shot**




**Legend:**
  
 ↻ Clockwise      ↺ Counter-clockwise      - Not considered

TUE 21 MAR 2023  
Start Time 19:00

Round Robin Session 11 - Sheet A

### Game - Shot by Shot



**Legend:**  
 ↻ Clockwise      ↺ Counter-clockwise      - Not considered

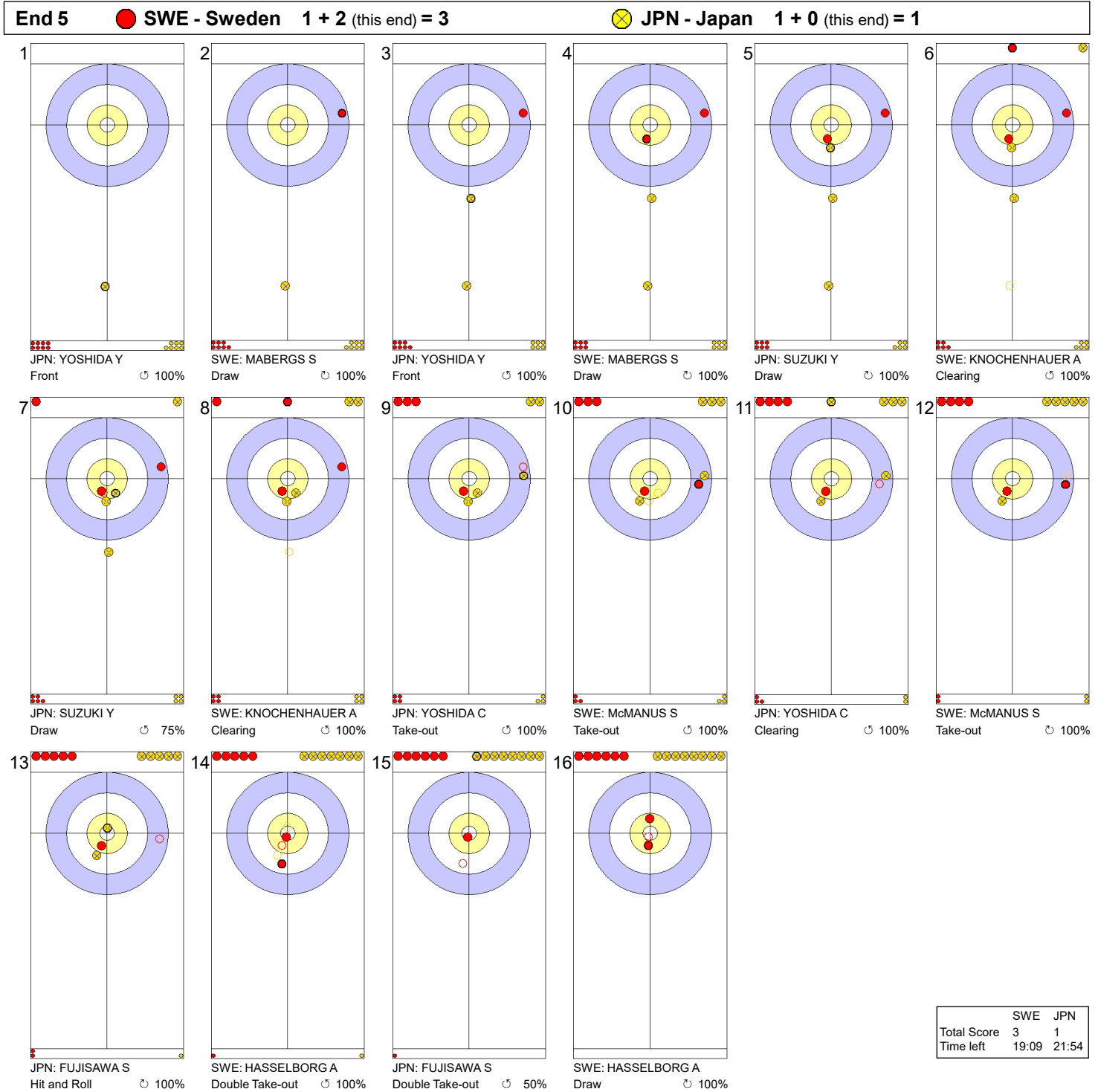




TUE 21 MAR 2023  
Start Time 19:00

Round Robin Session 11 - Sheet A

**Game - Shot by Shot**



**Legend:**  
 ↻ Clockwise      ↺ Counter-clockwise      - Not considered

**TUE 21 MAR 2023**
  
**Start Time 19:00**

**Round Robin Session 11 - Sheet A**

**Game - Shot by Shot**



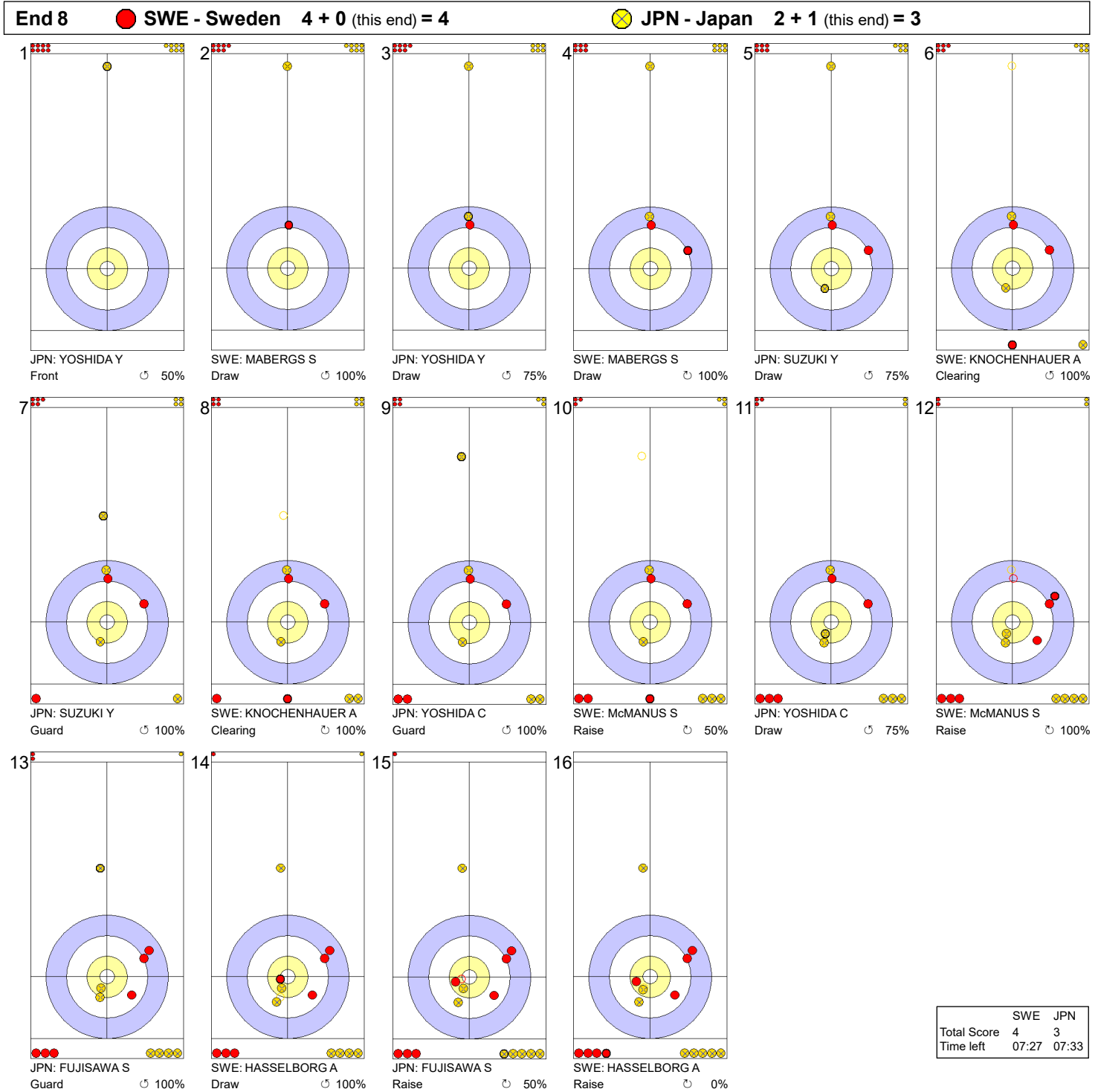
**Legend:**
  
 ↻ Clockwise                      ↺ Counter-clockwise                      - Not considered



TUE 21 MAR 2023  
Start Time 19:00

Round Robin Session 11 - Sheet A

Game - Shot by Shot



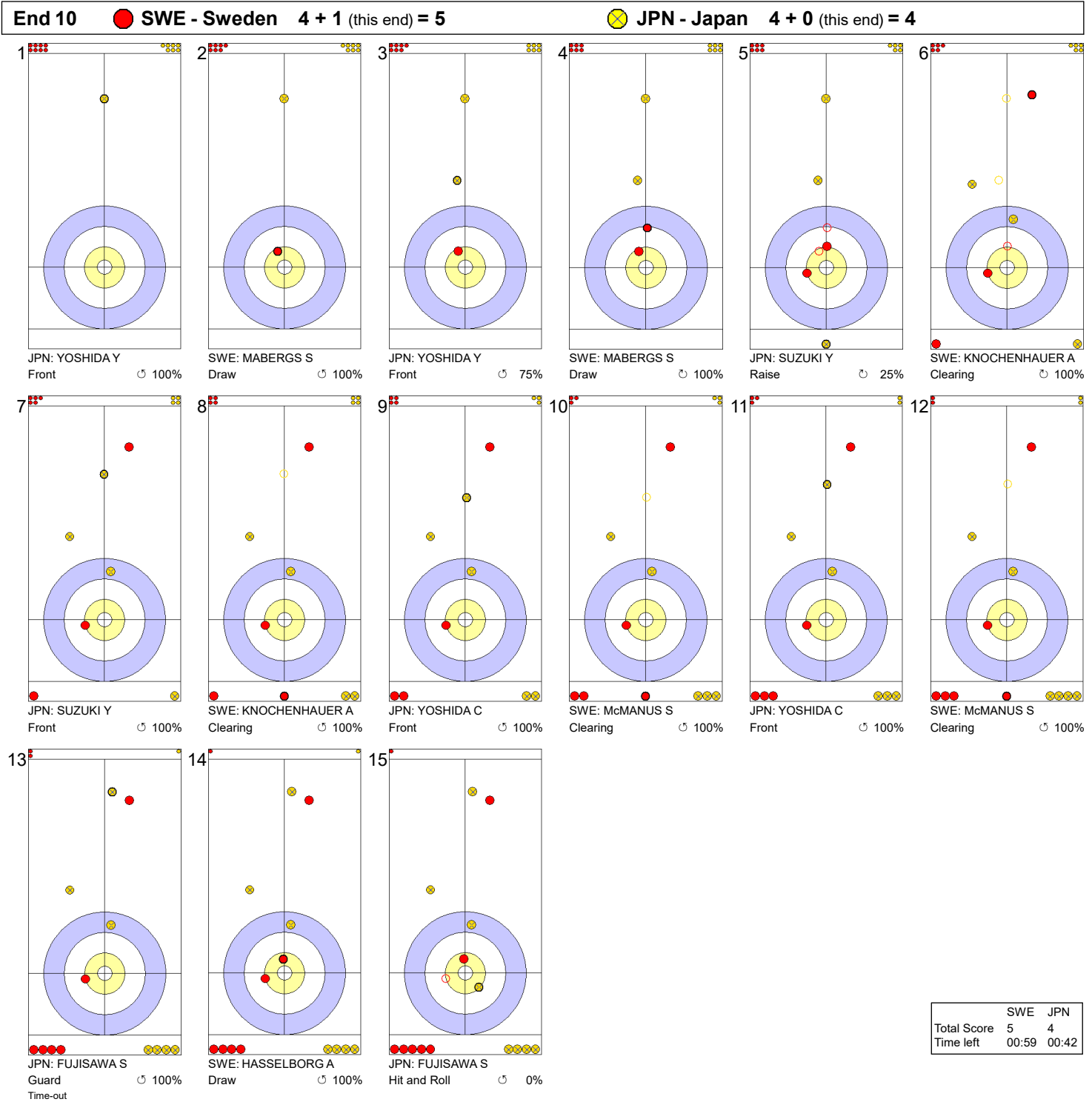
**Legend:**  
 ↻ Clockwise      ↺ Counter-clockwise      - Not considered



**TUE 21 MAR 2023**  
**Start Time 19:00**

**Round Robin Session 11 - Sheet A**

**Game - Shot by Shot**



**Legend:**  
 ↻ Clockwise   ↺ Counter-clockwise   - Not considered

TUE 21 MAR 2023  
Start Time 19:00

Round Robin Session 11 - Sheet B

## Game Results

Sheet	Game	Team	LSFE	1	2	3	4	5	6	7	8	9	10	Extra Ends	Total
B	7	NZL - New Zealand		0	2	0	1	0	1	0	0	X	X		4
	7	CAN - Canada	*	2	0	3	0	1	0	2	2	X	X		10

NZL - New Zealand		Shot Success	Game	All
4 S	BECKER Bridget	63%	63%	65%
3 V	THOMPSON Holly	69%	69%	68%
2	THURLOW Natalie	59%	59%	71%
1	KINNEY Ruby	73%	73%	60%
A	SMITH Jessica	-	-	63%
Team Total		66%	66%	66%

CAN - Canada		Shot Success	Game	All
4 S	EINARSON Kerri	86%	86%	77%
3 V	SWEETING Val	72%	72%	74%
2	BIRCHARD Shannon	83%	83%	84%
1	HARRIS Briane	77%	77%	88%
A	KARWACKI Krysten	-	-	-
Team Total		79%	79%	81%

### Last Stone Draw

⌚	THURLOW Natalie	Distance	17.9cm
⌚	THOMPSON Holly	Distance	33.8cm

**Total** **51.7cm**

Time remaining: 10 minutes 31 seconds

### Last Stone Draw

⌚	HARRIS Briane	Distance	6.8cm
⌚	SWEETING Val	Distance	27.2cm

**Total** **34.0cm**

Time remaining: 13 minutes 25 seconds

## Shot Success Analysis

NZL - New Zealand		⌚	⌚	Game	
4	BECKER Bridget	Draws	2 50%	3 100%	5 80%
		Take-outs	5 60%	6 50%	11 55%
		Total	7 57%	9 67%	16 63%
3	THOMPSON Holly	Draws	3 42%	5 85%	8 69%
		Take-outs	3 75%	5 65%	8 69%
		Total	6 58%	10 75%	16 69%
2	THURLOW Natalie	Draws	5 65%	5 65%	10 65%
		Take-outs	1 100%	5 40%	6 50%
		Total	6 71%	10 53%	16 59%
1	KINNEY Ruby	Draws	8 75%	5 70%	13 73%
		Take-outs	2 88%	1 50%	3 75%
		Total	10 78%	6 67%	16 73%
A	SMITH Jessica	Draws	0 -	0 -	0 -
		Take-outs	0 -	0 -	0 -
		Total	0 -	0 -	0 -
Team		Draws	18 64%	18 78%	36 71%
		Take-outs	11 73%	17 51%	28 60%
		Total	29 67%	35 65%	64 66%

CAN - Canada		⌚	⌚	Game	
4	EINARSON Kerri	Draws	4 88%	6 79%	10 83%
		Take-outs	1 100%	5 90%	6 92%
		Total	5 90%	11 84%	16 86%
3	SWEETING Val	Draws	0 -	4 44%	4 44%
		Take-outs	4 100%	8 72%	12 81%
		Total	4 100%	12 63%	16 72%
2	BIRCHARD Shannon	Draws	1 50%	5 85%	6 79%
		Take-outs	4 100%	6 75%	10 85%
		Total	5 90%	11 80%	16 83%
1	HARRIS Briane	Draws	7 79%	7 82%	14 80%
		Take-outs	1 0%	1 100%	2 50%
		Total	8 69%	8 84%	16 77%
A	KARWACKI Krysten	Draws	0 -	0 -	0 -
		Take-outs	0 -	0 -	0 -
		Total	0 -	0 -	0 -
Team		Draws	12 79%	22 75%	34 76%
		Take-outs	10 90%	20 79%	30 83%
		Total	22 84%	42 77%	64 79%

### Note:

Position and function for each team member:

4 = Fourth, 3 = Third, 2 = Second, 1 = Lead, A = Alternate, S = Skip, V = Vice-Skip

### Legend:

⌚ Clockwise      ⌚ Counter-clockwise      LSFE(\*) Last Stone First End  
X Unplayed/unfinished end due to concession



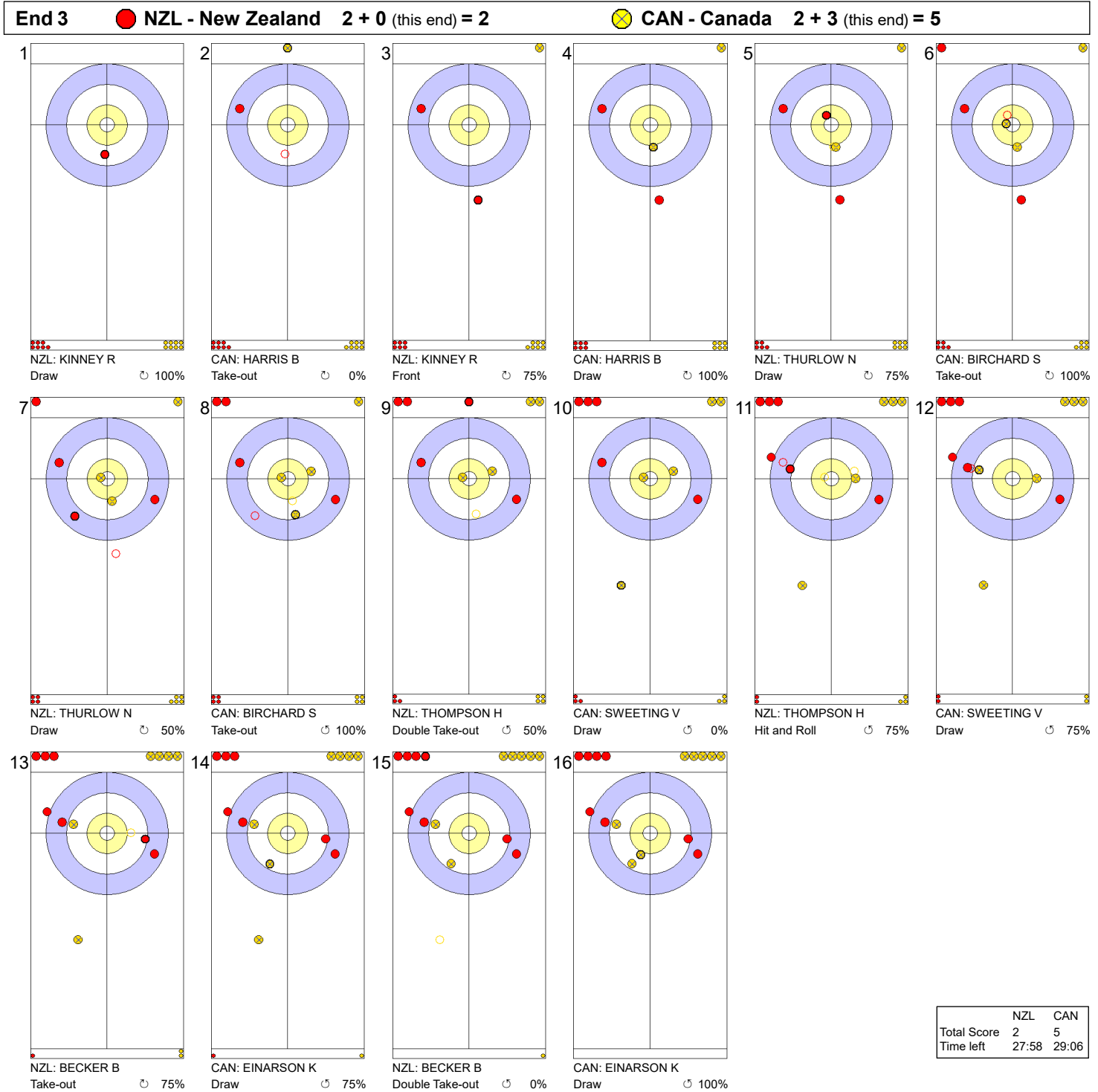




**TUE 21 MAR 2023**  
 Start Time 19:00

**Round Robin Session 11 - Sheet B**

**Game - Shot by Shot**




**Legend:**  
 ↻ Clockwise      ↺ Counter-clockwise      - Not considered



**TUE 21 MAR 2023**  
 Start Time 19:00

**Round Robin Session 11 - Sheet B**

**Game - Shot by Shot**

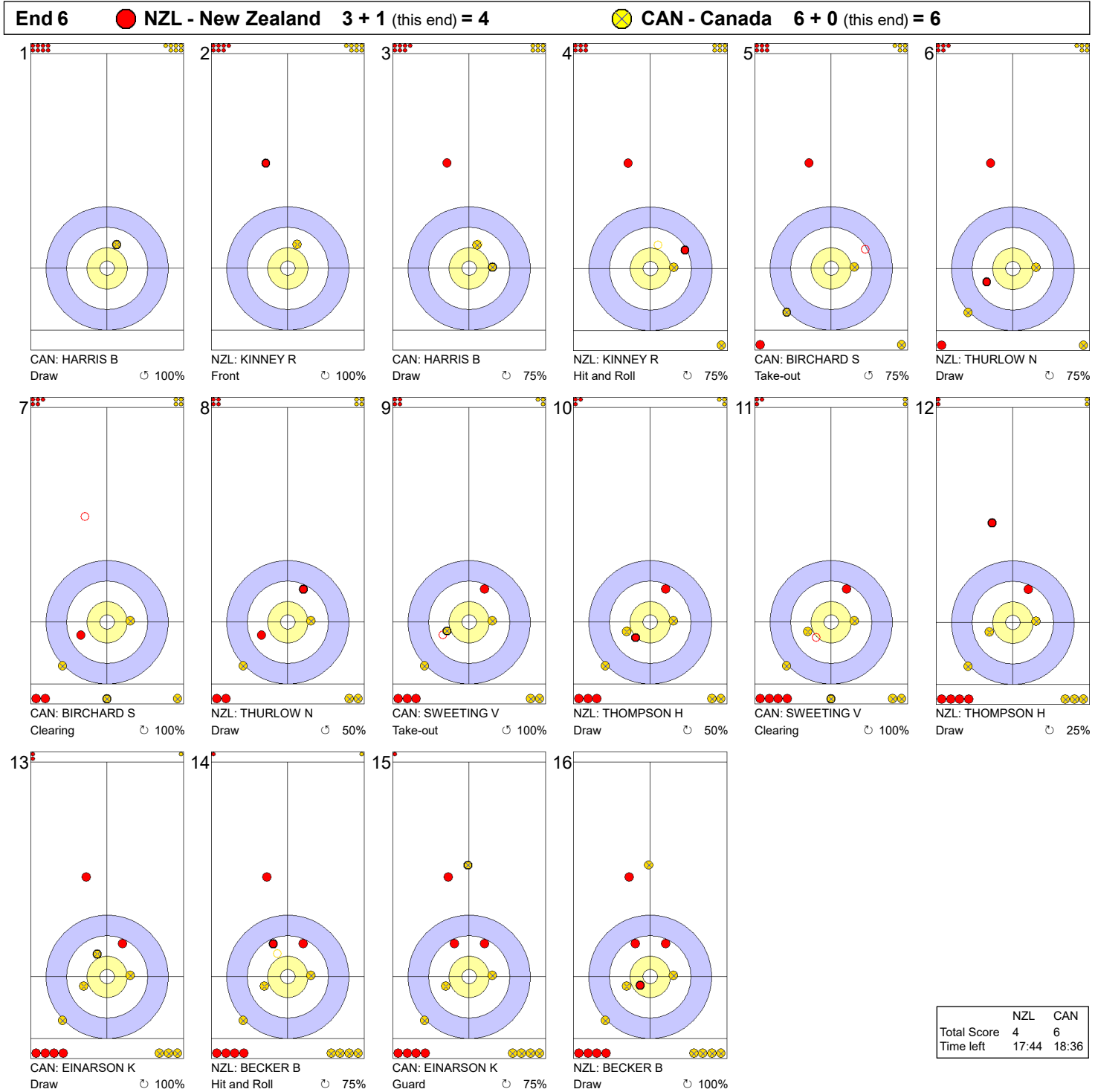


**Legend:**  
 ↻ Clockwise      ↺ Counter-clockwise      - Not considered

**TUE 21 MAR 2023**  
**Start Time 19:00**

**Round Robin Session 11 - Sheet B**

**Game - Shot by Shot**

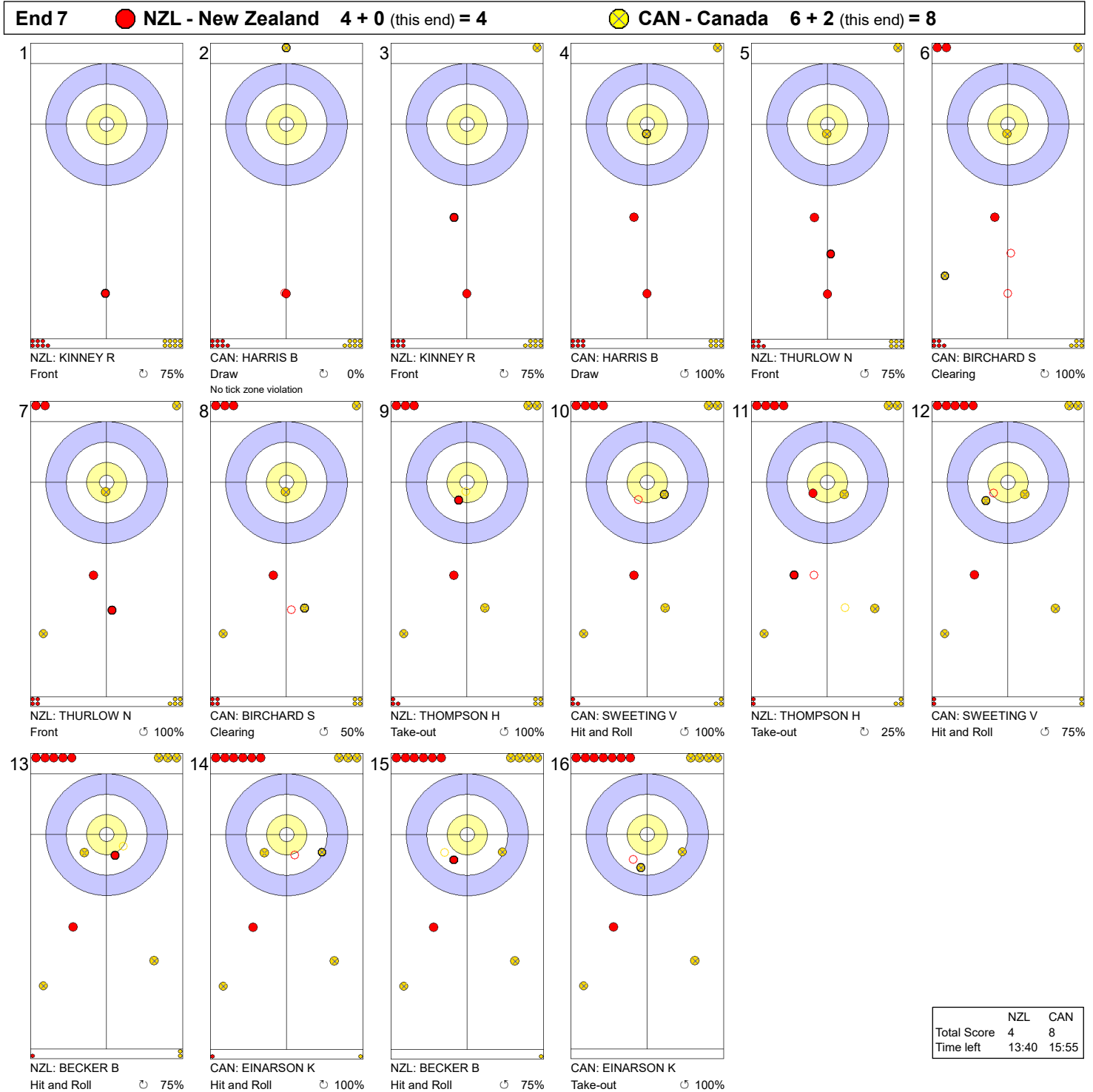


**Legend:**  
 ↻ Clockwise      ↺ Counter-clockwise      - Not considered

**TUE 21 MAR 2023**  
 Start Time 19:00

**Round Robin Session 11 - Sheet B**

**Game - Shot by Shot**

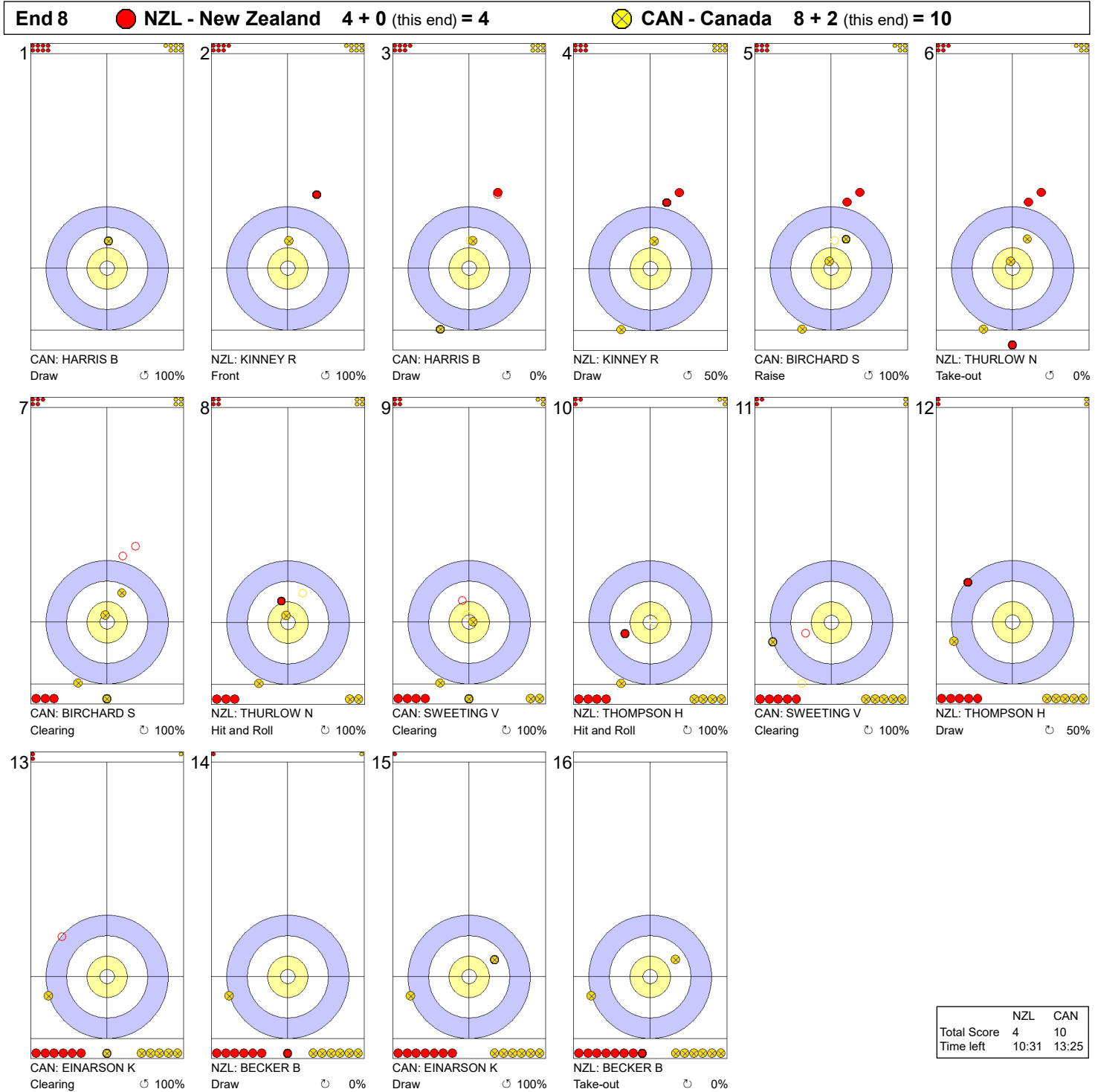


**Legend:**  
 ↻ Clockwise      ↺ Counter-clockwise      - Not considered

**TUE 21 MAR 2023**  
 Start Time 19:00

**Round Robin Session 11 - Sheet B**

**Game - Shot by Shot**



**Legend:**  
 ↻ Clockwise      ↺ Counter-clockwise      - Not considered

TUE 21 MAR 2023  
Start Time 19:00

Round Robin Session 11 - Sheet C

## Game Results

Sheet	Game	Team	LSFE	1	2	3	4	5	6	7	8	9	10	Extra Ends	Total
C	7	ITA - Italy	*	0	3	0	1	0	0	2	0	1	0		7
	7	SCO - Scotland		0	0	1	0	2	1	0	1	0	1		6

ITA - Italy		Shot Success	Game	All
4 S	CONSTANTINI Stefania	83%		80%
3 V	LO DESERTO Marta	80%		79%
2	ROMEI Angela	59%		77%
1	ZARDINI LACEDELLI Giulia	91%		90%
A	GILBERTI Camilla	-		-
Team Total		78%		81%

SCO - Scotland		Shot Success	Game	All
4 S	MORRISON Rebecca	69%		72%
3	DODDS Jennifer	71%		71%
2	SINCLAIR Sophie	83%		73%
1 V	JACKSON Sophie	95%		86%
A	AITKEN Gina	-		72%
Team Total		79%		76%

Last Stone Draw		Distance
⌚	ZARDINI LACEDELLI Giulia	1.8cm
⌚	CONSTANTINI Stefania	23.6cm
<b>Total</b>		<b>25.4cm</b>

Last Stone Draw		Distance
⌚	JACKSON Sophie	38.4cm
⌚	DODDS Jennifer	19.0cm
<b>Total</b>		<b>57.4cm</b>

Time remaining: 0 minutes 27 seconds

Time-out: End 8 - ITA stone 7

Time remaining: 0 minutes 10 seconds

Time-out: End 8 - SCO stone 6

## Shot Success Analysis

ITA - Italy		⌚	⌚	Game	
4	CONSTANTINI Stefania	Draws	4 63%	4 56%	8 59%
		Take-outs	5 100%	7 96%	12 98%
		Total	9 83%	11 82%	20 83%
3	LO DESERTO Marta	Draws	3 83%	1 75%	4 81%
		Take-outs	7 82%	9 78%	16 80%
		Total	10 83%	10 78%	20 80%
2	ROMEI Angela	Draws	3 42%	1 100%	4 56%
		Take-outs	7 57%	9 61%	16 59%
		Total	10 53%	10 65%	20 59%
1	ZARDINI LACEDELLI Giulia	Draws	12 90%	5 100%	17 93%
		Take-outs	1 50%	2 100%	3 83%
		Total	13 87%	7 100%	20 91%
A	GILBERTI Camilla	Draws	0 -	0 -	0 -
		Take-outs	0 -	0 -	0 -
		Total	0 -	0 -	0 -
Team		Draws	22 77%	11 82%	33 79%
		Take-outs	20 76%	27 79%	47 78%
		Total	42 77%	38 80%	80 78%

SCO - Scotland		⌚	⌚	Game	
4	MORRISON Rebecca	Draws	3 42%	6 71%	9 61%
		Take-outs	8 66%	3 100%	11 75%
		Total	11 59%	9 81%	20 69%
3	DODDS Jennifer	Draws	6 75%	4 81%	10 78%
		Take-outs	6 71%	4 56%	10 65%
		Total	12 73%	8 69%	20 71%
2	SINCLAIR Sophie	Draws	6 96%	3 67%	9 86%
		Take-outs	7 75%	4 88%	11 80%
		Total	13 85%	7 79%	20 83%
1	JACKSON Sophie	Draws	7 93%	10 95%	17 94%
		Take-outs	1 100%	2 100%	3 100%
		Total	8 94%	12 96%	20 95%
A	AITKEN Gina	Draws	0 -	0 -	0 -
		Take-outs	0 -	0 -	0 -
		Total	0 -	0 -	0 -
Team		Draws	22 82%	23 83%	45 82%
		Take-outs	22 72%	13 83%	35 76%
		Total	44 77%	36 83%	80 79%

### Note:

Position and function for each team member:

4 = Fourth, 3 = Third, 2 = Second, 1 = Lead, A = Alternate, S = Skip, V = Vice-Skip

### Legend:

⌚ Clockwise

⌚ Counter-clockwise

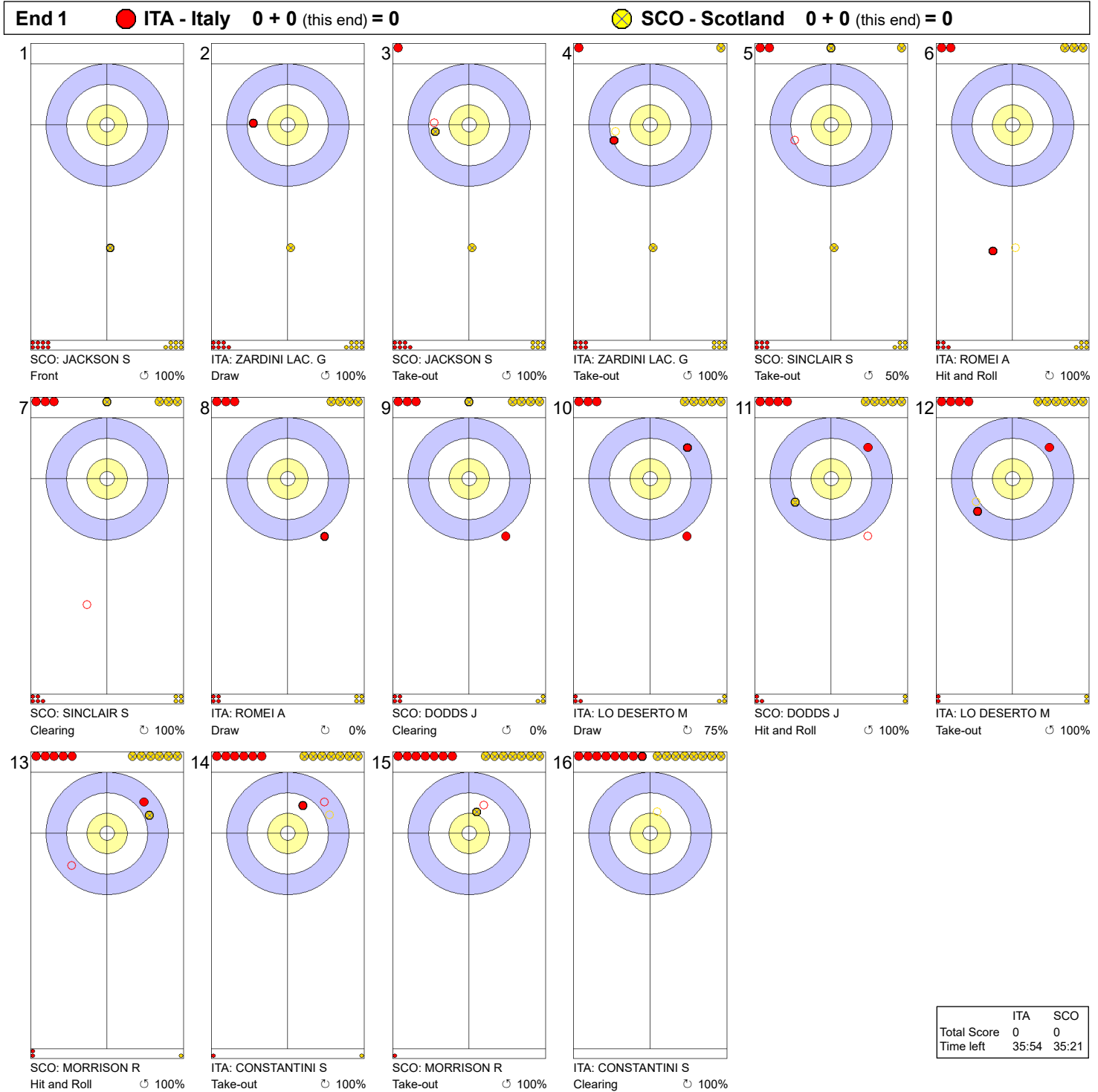
LSFE(\*) Last Stone First End



**TUE 21 MAR 2023**  
 Start Time 19:00

**Round Robin Session 11 - Sheet C**

**Game - Shot by Shot**

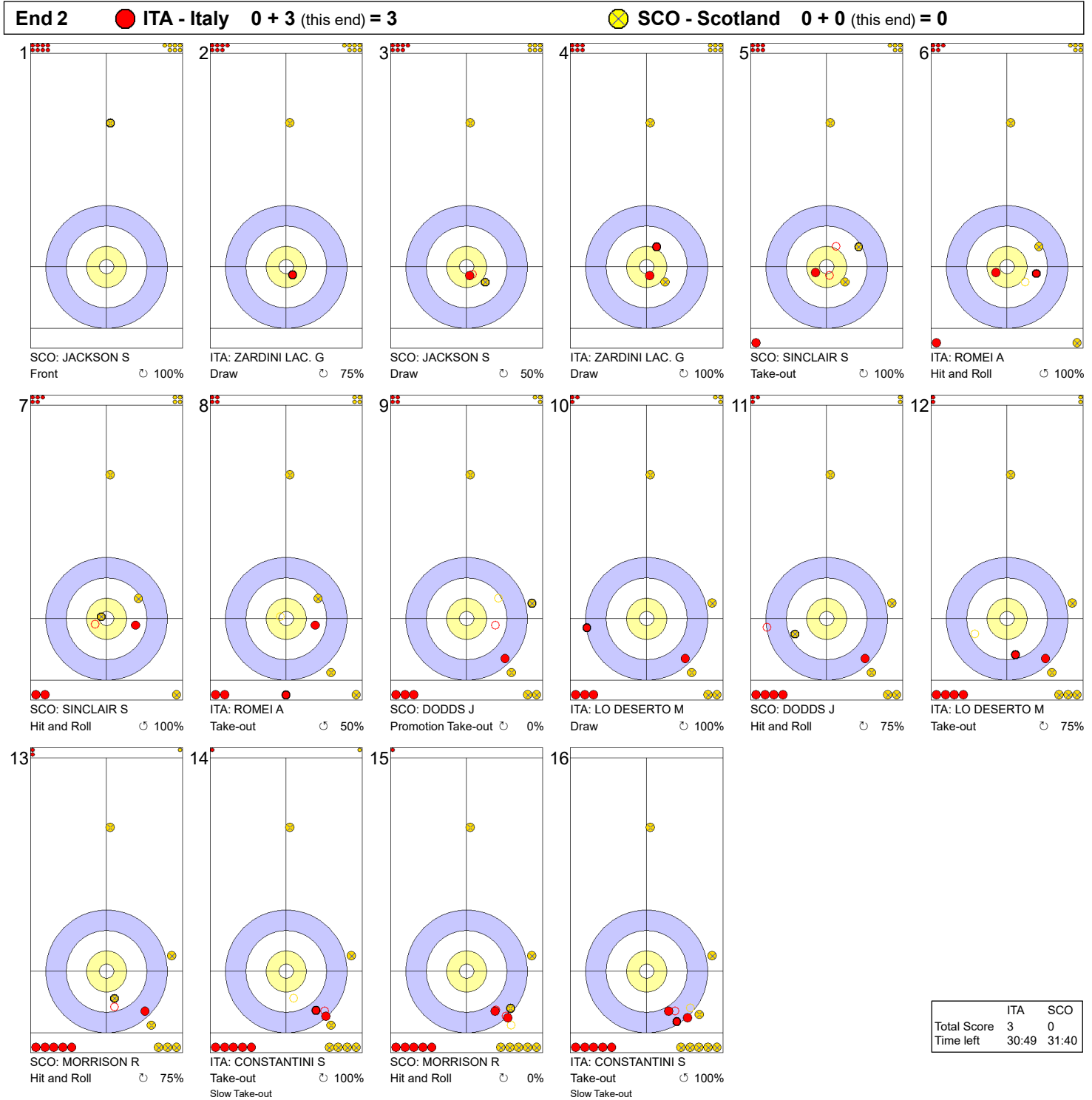


**Legend:**  
 ↻ Clockwise                      ↺ Counter-clockwise                      - Not considered

TUE 21 MAR 2023  
Start Time 19:00

Round Robin Session 11 - Sheet C

Game - Shot by Shot

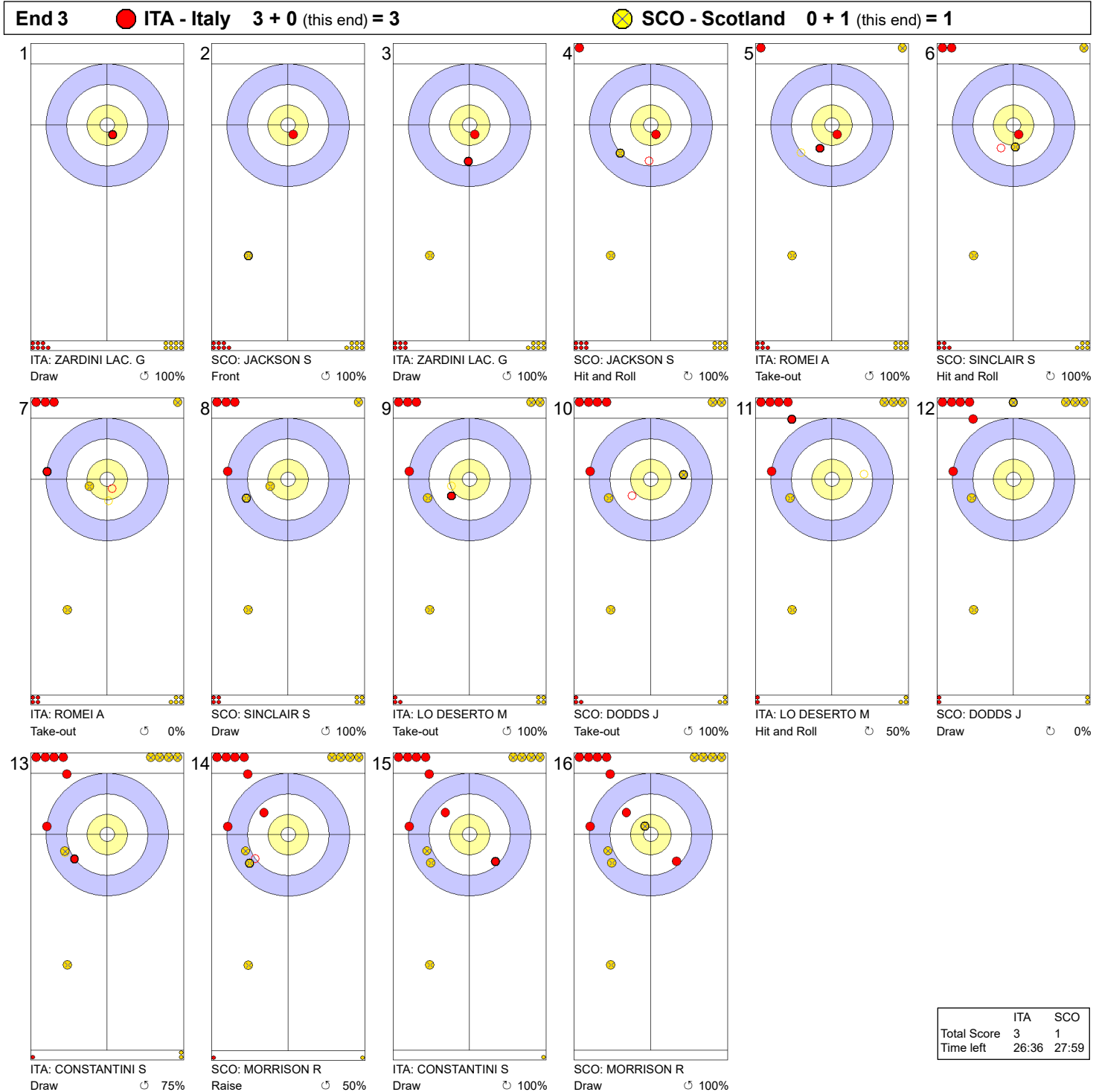


**Legend:**  
 ↻ Clockwise      ↺ Counter-clockwise      - Not considered

TUE 21 MAR 2023  
Start Time 19:00

Round Robin Session 11 - Sheet C

Game - Shot by Shot

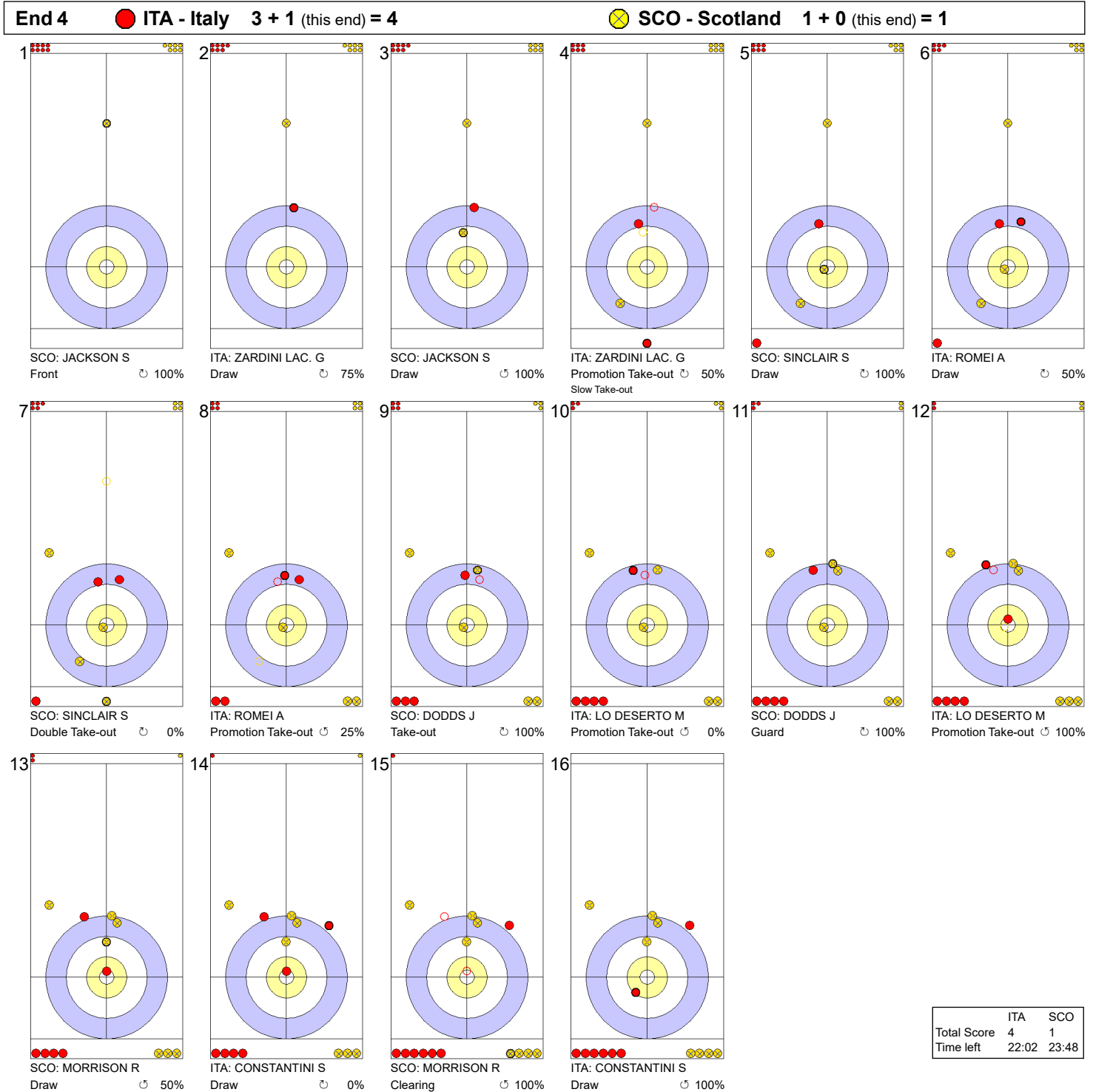


**Legend:**  
 ↻ Clockwise      ↺ Counter-clockwise      - Not considered

**TUE 21 MAR 2023**  
 Start Time 19:00

**Round Robin Session 11 - Sheet C**

**Game - Shot by Shot**



**Legend:**  
 ↻ Clockwise      ↺ Counter-clockwise      - Not considered



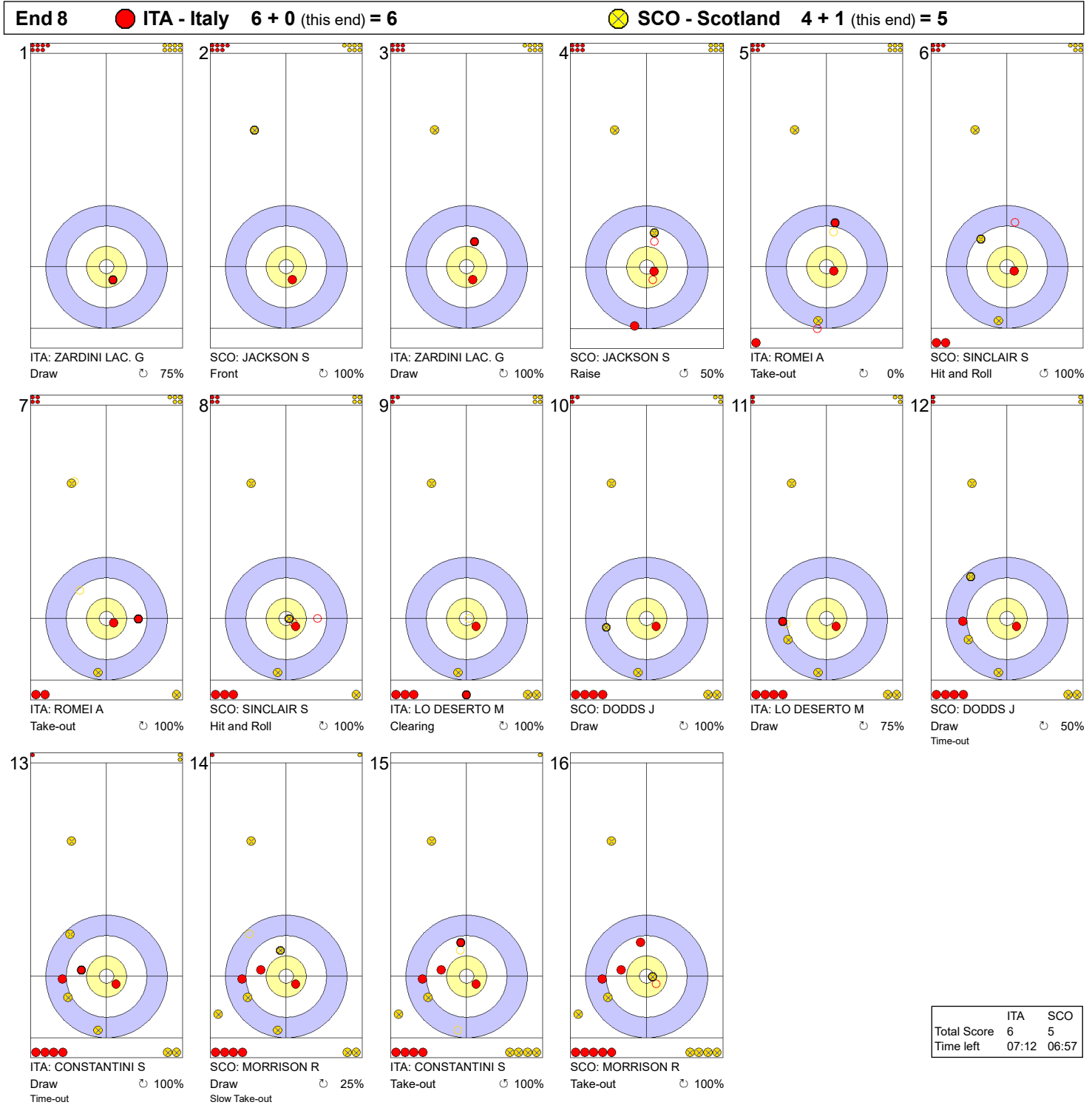




**TUE 21 MAR 2023**  
 Start Time 19:00

**Round Robin Session 11 - Sheet C**

**Game - Shot by Shot**



**Legend:**  
 ↻ Clockwise      ↺ Counter-clockwise      - Not considered

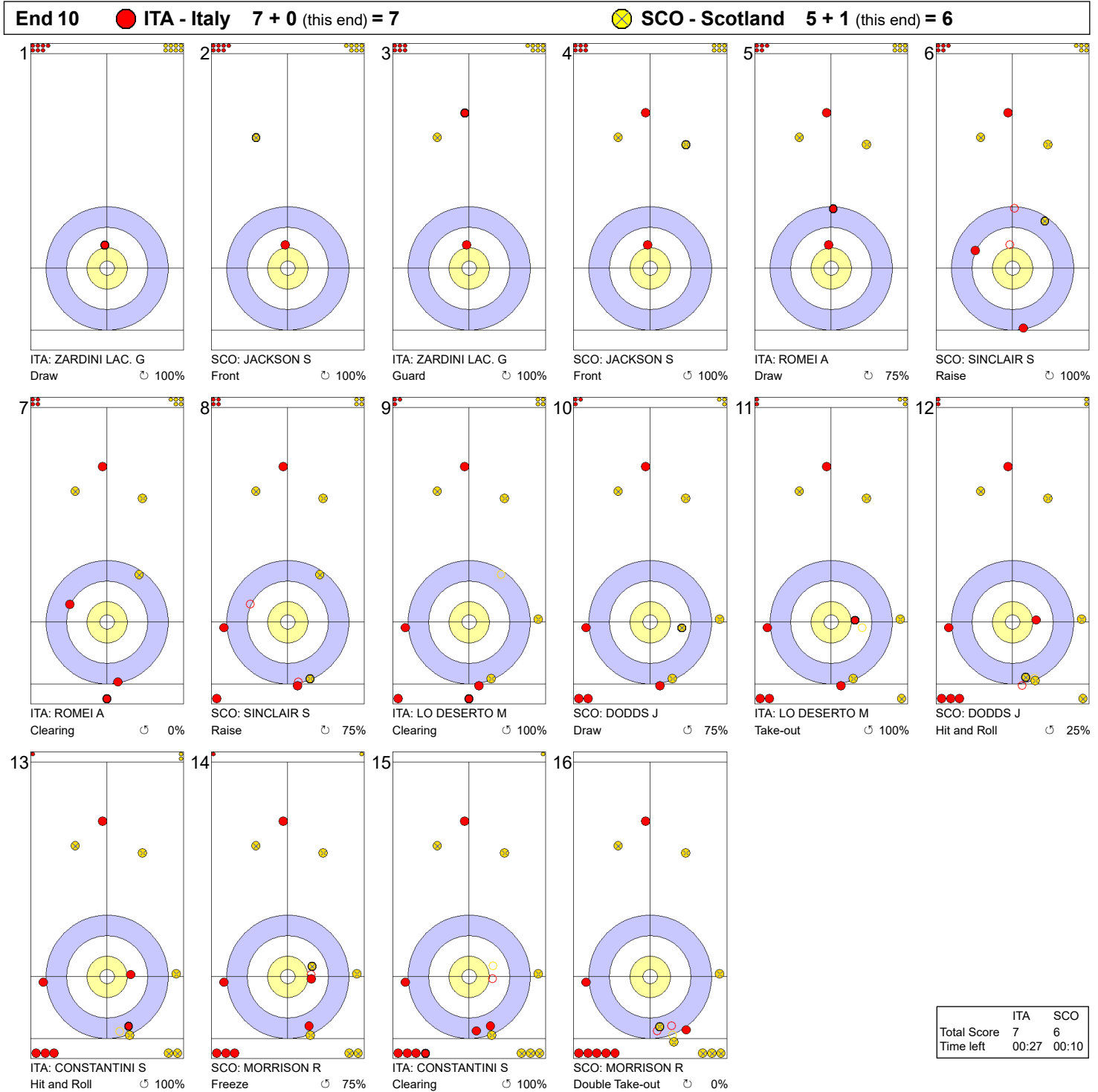




**TUE 21 MAR 2023**  
**Start Time 19:00**

**Round Robin Session 11 - Sheet C**

**Game - Shot by Shot**



**Legend:**  
 ↻ Clockwise   ↺ Counter-clockwise   - Not considered

TUE 21 MAR 2023  
Start Time 19:00

Round Robin Session 11 - Sheet D

## Game Results

Sheet	Game	Team	LSFE	1	2	3	4	5	6	7	8	9	10	Extra Ends	Total
D	7	USA - United States	*	2	1	0	1	0	3	X	X	X	X		7
	6	DEN - Denmark		0	0	1	0	1	0	X	X	X	X		2

USA - United States		Shot Success	Game	All
4 S	PETERSON Tabitha	100 %		81 %
3 V	THIESSE Cory	92 %		83 %
2	HAMILTON Becca	77 %		76 %
1	PETERSON Tara	90 %		86 %
A	PERSINGER Vicky	-		92 %
Team Total		90 %		82 %

DEN - Denmark		Shot Success	Game	All
4 S	DUPONT Madeleine	63 %		73 %
3 V	HALSE Mathilde	75 %		70 %
2	DUPONT Denise	73 %		74 %
1	LARSEN My	83 %		85 %
A	LANDER Jasmin	-		-
Team Total		73 %		75 %

Last Stone Draw		Distance
⌚	PETERSON Tara	25.3cm
⌚	PETERSON Tabitha	22.4cm
<b>Total</b>		<b>47.7cm</b>

Last Stone Draw		Distance
⌚	DUPONT Denise	94.0cm
⌚	HALSE Mathilde	22.9cm
<b>Total</b>		<b>116.9cm</b>

Time remaining: 14 minutes 12 seconds

Time remaining: 15 minutes 36 seconds

Time-out: End 6 - DEN stone 8

## Shot Success Analysis

USA - United States		⌚	⌚	Game	
4	PETERSON Tabitha	Draws	4 100%	2 100%	6 100%
		Take-outs	2 100%	4 100%	6 100%
		Total	6 100%	6 100%	12 100%
3	THIESSE Cory	Draws	2 88%	0 -	2 88%
		Take-outs	4 88%	6 96%	10 93%
		Total	6 88%	6 96%	12 92%
2	HAMILTON Becca	Draws	3 92%	3 75%	6 83%
		Take-outs	2 75%	4 69%	6 71%
		Total	5 85%	7 71%	12 77%
1	PETERSON Tara	Draws	7 96%	3 67%	10 88%
		Take-outs	2 100%	0 -	2 100%
		Total	9 97%	3 67%	12 90%
A	PERSINGER Vicky	Draws	0 -	0 -	0 -
		Take-outs	0 -	0 -	0 -
		Total	0 -	0 -	0 -
Team		Draws	16 95%	8 78%	24 90%
		Take-outs	10 90%	14 89%	24 90%
		Total	26 93%	22 85%	48 90%

DEN - Denmark		⌚	⌚	Game	
4	DUPONT Madeleine	Draws	4 81%	4 63%	8 72%
		Take-outs	3 42%	1 50%	4 44%
		Total	7 64%	5 60%	12 63%
3	HALSE Mathilde	Draws	4 63%	3 67%	7 64%
		Take-outs	4 88%	1 100%	5 90%
		Total	8 75%	4 75%	12 75%
2	DUPONT Denise	Draws	3 92%	4 63%	7 75%
		Take-outs	3 75%	2 63%	5 70%
		Total	6 83%	6 63%	12 73%
1	LARSEN My	Draws	10 88%	1 75%	11 86%
		Take-outs	1 50%	0 -	1 50%
		Total	11 84%	1 75%	12 83%
A	LANDER Jasmin	Draws	0 -	0 -	0 -
		Take-outs	0 -	0 -	0 -
		Total	0 -	0 -	0 -
Team		Draws	21 82%	12 65%	33 76%
		Take-outs	11 68%	4 69%	15 68%
		Total	32 77%	16 66%	48 73%

**Note:**  
Position and function for each team member:  
4 = Fourth, 3 = Third, 2 = Second, 1 = Lead, A = Alternate, S = Skip, V = Vice-Skip

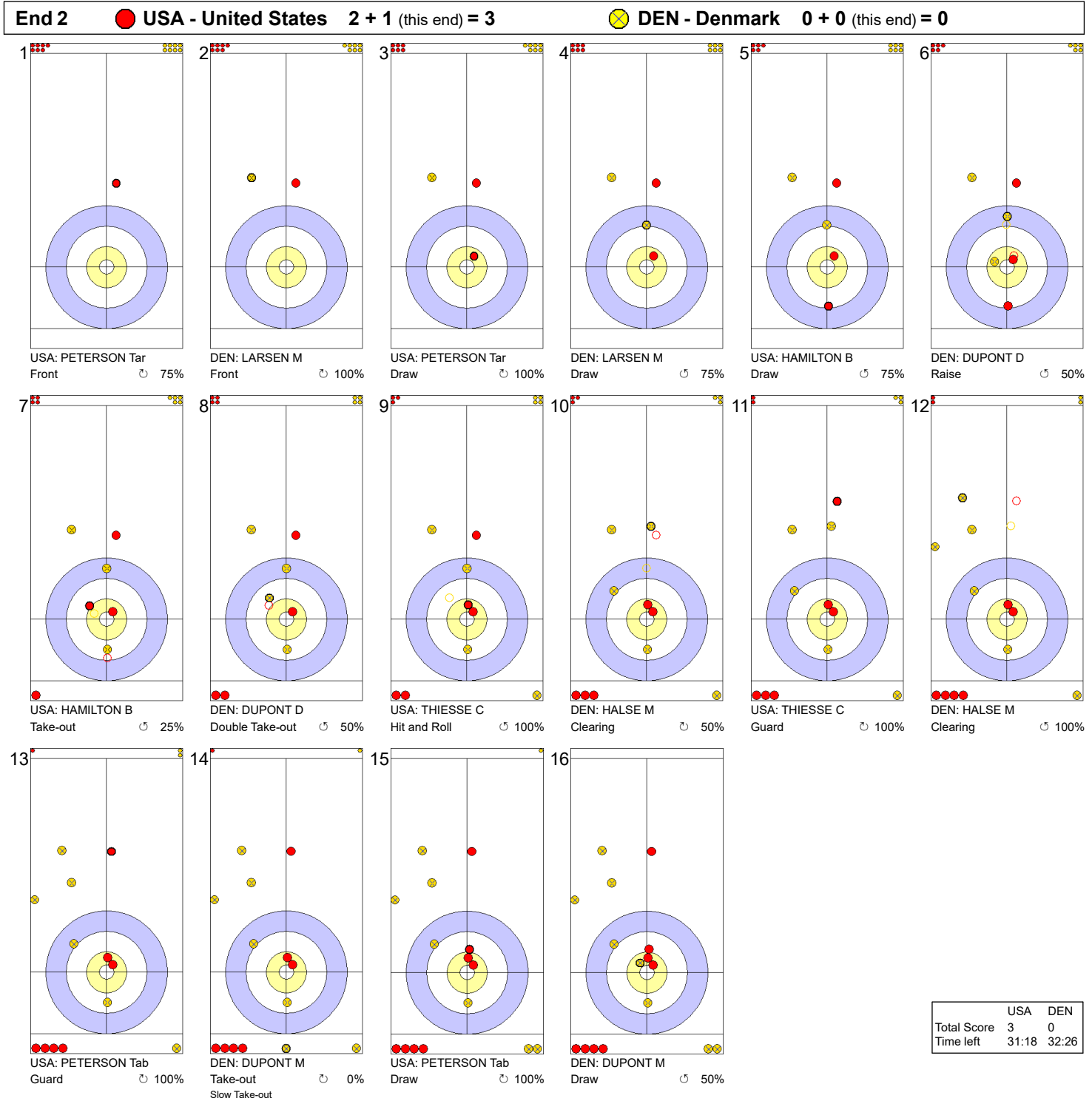
**Legend:**  
⌚ Clockwise      ⌚ Counter-clockwise      LSFE(\*) Last Stone First End  
X Unplayed/unfinished end due to concession



**TUE 21 MAR 2023**  
 Start Time 19:00

**Round Robin Session 11 - Sheet D**

**Game - Shot by Shot**




**Legend:**  
 ↻ Clockwise      ↺ Counter-clockwise      - Not considered



TUE 21 MAR 2023  
Start Time 19:00

Round Robin Session 11 - Sheet D

Game - Shot by Shot

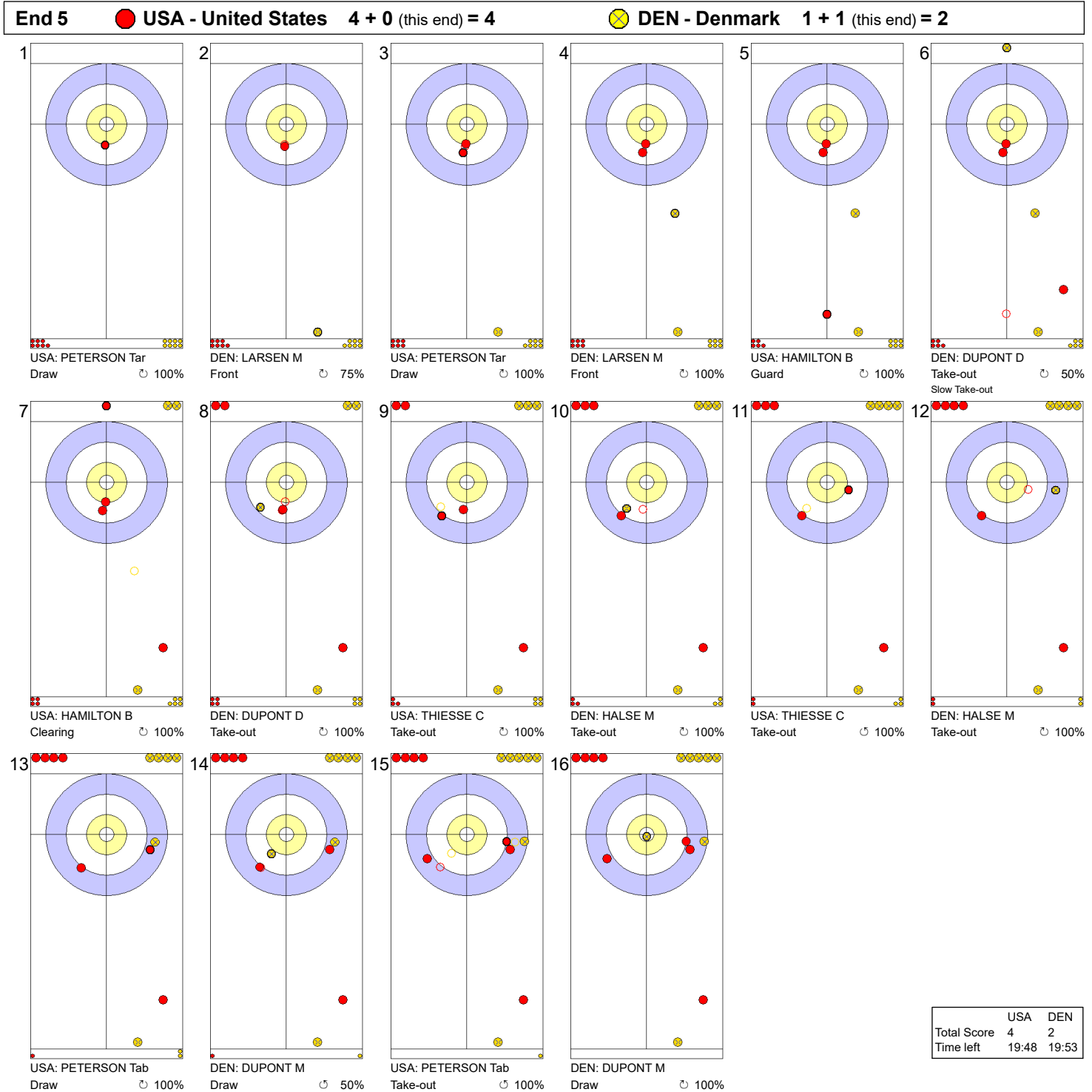


**Legend:**  
 ↻ Clockwise      ↺ Counter-clockwise      - Not considered

**TUE 21 MAR 2023**  
 Start Time 19:00

**Round Robin Session 11 - Sheet D**

**Game - Shot by Shot**



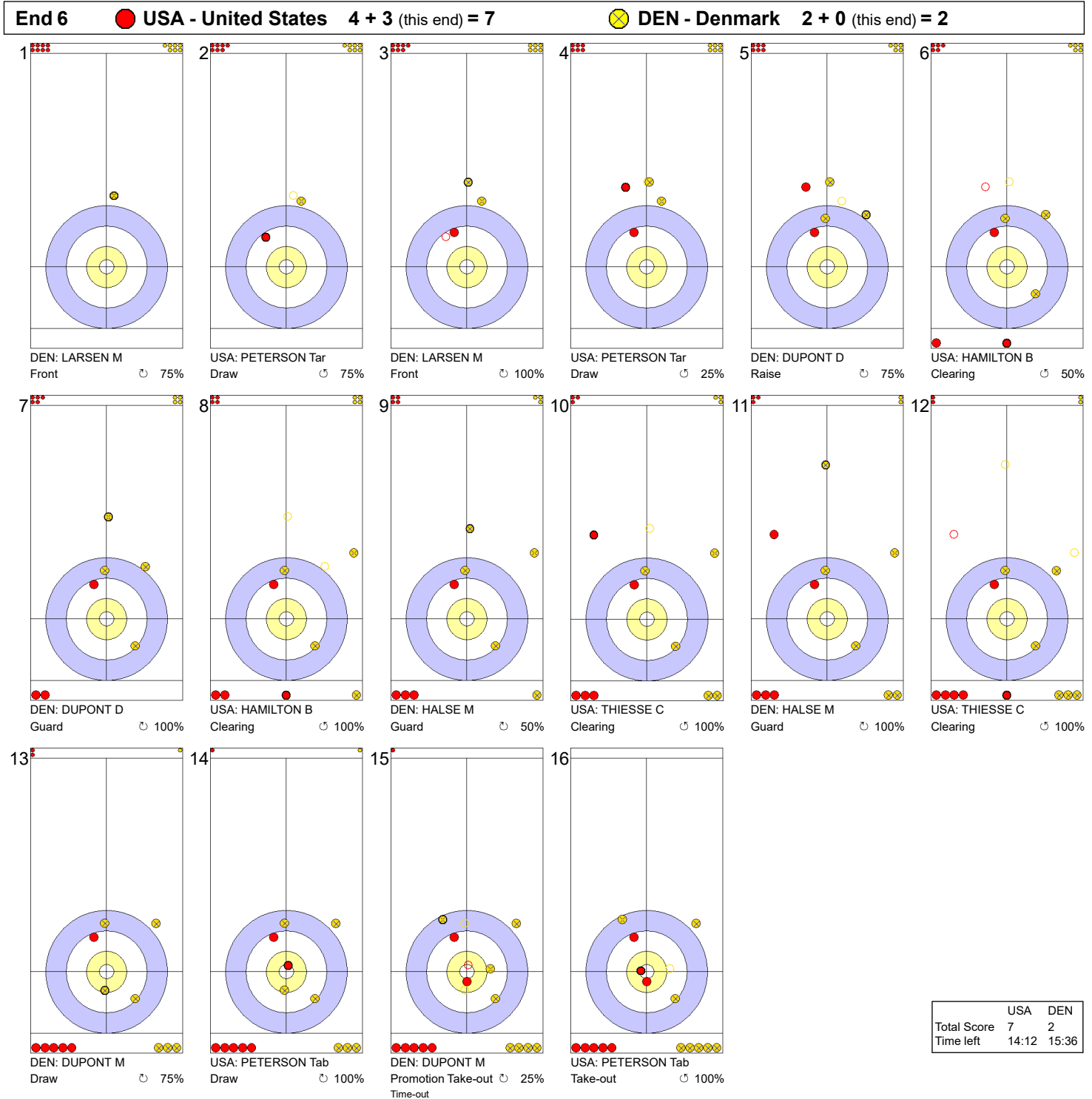
**Legend:**  
 ↻ Clockwise      ↺ Counter-clockwise      - Not considered



TUE 21 MAR 2023  
Start Time 19:00

Round Robin Session 11 - Sheet D

Game - Shot by Shot



**Legend:**  
 ↻ Clockwise      ↺ Counter-clockwise      - Not considered

## Session Results and Standings

Sheet	Game	Team	LSFE	1	2	3	4	5	6	7	8	9	10	Extra Ends	Total
A	6	SCO - Scotland		0	0	1	0	2	0	1	0	2	X		6
	6	NOR - Norway	*	2	1	0	2	0	1	0	3	0	X		9
B	6	GER - Germany	*	1	0	0	0	0	0	1	0	0	0		2
	6	KOR - Korea		0	2	0	0	1	0	0	0	0	1		4
C	6	CAN - Canada	*	2	0	2	0	0	0	0	1	1	0		6
	6	SUI - Switzerland		0	2	0	0	3	1	0	0	0	1		7
D	6	JPN - Japan		0	0	0	2	0	2	0	0	0	X		4
	6	TUR - Türkiye	*	0	1	1	0	2	0	0	1	2	X		7

## Current Standings

Rank	Team	Games	Wins	Losses
1	SUI - Switzerland	6	6	0
2	CAN - Canada	6	4	2
2	ITA - Italy	6	4	2
2	KOR - Korea	6	4	2
2	NOR - Norway	6	4	2
6	GER - Germany	6	3	3
6	JPN - Japan	6	3	3
6	USA - United States	6	3	3
9	DEN - Denmark	5	2	3
9	SWE - Sweden	5	2	3
11	TUR - Türkiye	6	2	4
12	SCO - Scotland	6	1	5
13	NZL - New Zealand	6	0	6

**Note:**  
Under WCF rules, tie-breaking rules for standings are not applied until after the last game of the round robin.

**Legend:**  
LSFE(\*) Last Stone First End      X      Unplayed/unfinished end due to concession

TUE 21 MAR 2023  
Start Time 14:00

Round Robin Session 10 - Sheet A

## Game Results

Sheet	Game	Team	LSFE	1	2	3	4	5	6	7	8	9	10	Extra Ends	Total
A	6	SCO - Scotland		0	0	1	0	2	0	1	0	2	X		6
	6	NOR - Norway	*	2	1	0	2	0	1	0	3	0	X		9

SCO - Scotland		Shot Success	Game	All
4 S	MORRISON Rebecca	82%	72%	
3 V	AITKEN Gina	74%	72%	
2	SINCLAIR Sophie	71%	72%	
1	JACKSON Sophie	88%	84%	
A	DODDS Jennifer	-	-	
Team Total		78%	75%	

NOR - Norway		Shot Success	Game	All
4 V	SKASLIEN Kristin	82%	74%	
3 S	ROERVIK Marianne	76%	77%	
2	HASLEV NORDBYE Mille	89%	84%	
1	ROENNING Martine	90%	87%	
A	RAMSFJELL Maia	-	-	
Team Total		84%	80%	

Last Stone Draw		Distance
⌚	AITKEN Gina	58.2cm
⌚	JACKSON Sophie	32.2cm
<b>Total</b>		<b>90.4cm</b>

Last Stone Draw		Distance
⌚	SKASLIEN Kristin	2.9cm
⌚	ROENNING Martine	44.0cm
<b>Total</b>		<b>46.9cm</b>

Time remaining: 2 minutes 45 seconds

Time remaining: 3 minutes 48 seconds

Time-out: End 8 - SCO stone 6

## Shot Success Analysis

SCO - Scotland		⌚	⌚	Game
4	MORRISON Rebecca	Draws	6 79%	7 79%
	Take-outs	5 90%	1 75%	6 88%
	Total	11 84%	8 78%	19 82%
3	AITKEN Gina	Draws	6 71%	9 83%
	Take-outs	4 56%	1 75%	5 60%
	Total	10 65%	10 83%	20 74%
2	SINCLAIR Sophie	Draws	6 63%	8 88%
	Take-outs	1 100%	5 50%	6 58%
	Total	7 68%	13 73%	20 71%
1	JACKSON Sophie	Draws	4 94%	14 95%
	Take-outs	1 50%	1 0%	2 25%
	Total	5 85%	15 88%	20 88%
A	DODDS Jennifer	Draws	0 -	0 -
	Take-outs	0 -	0 -	0 -
	Total	0 -	0 -	0 -
Team	Draws	22 75%	38 88%	60 83%
	Take-outs	11 75%	8 50%	19 64%
	Total	33 75%	46 81%	79 78%

NOR - Norway		⌚	⌚	Game
4	SKASLIEN Kristin	Draws	2 100%	5 45%
	Take-outs	8 94%	4 94%	12 94%
	Total	10 95%	9 67%	19 82%
3	ROERVIK Marianne	Draws	1 100%	2 75%
	Take-outs	6 75%	11 75%	17 75%
	Total	7 79%	13 75%	20 76%
2	HASLEV NORDBYE Mille	Draws	2 88%	2 88%
	Take-outs	4 100%	12 85%	16 89%
	Total	6 96%	14 86%	20 89%
1	ROENNING Martine	Draws	10 95%	8 88%
	Take-outs	1 50%	1 100%	2 75%
	Total	11 91%	9 89%	20 90%
A	RAMSFJELL Maia	Draws	0 -	0 -
	Take-outs	0 -	0 -	0 -
	Total	0 -	0 -	0 -
Team	Draws	15 95%	17 74%	32 84%
	Take-outs	19 87%	28 83%	47 85%
	Total	34 90%	45 79%	79 84%

**Note:**  
Position and function for each team member:  
4 = Fourth, 3 = Third, 2 = Second, 1 = Lead, A = Alternate, S = Skip, V = Vice-Skip

**Legend:**  
⌚ Clockwise      ⌚ Counter-clockwise      LSFE(\*) Last Stone First End  
X Unplayed/unfinished end due to concession

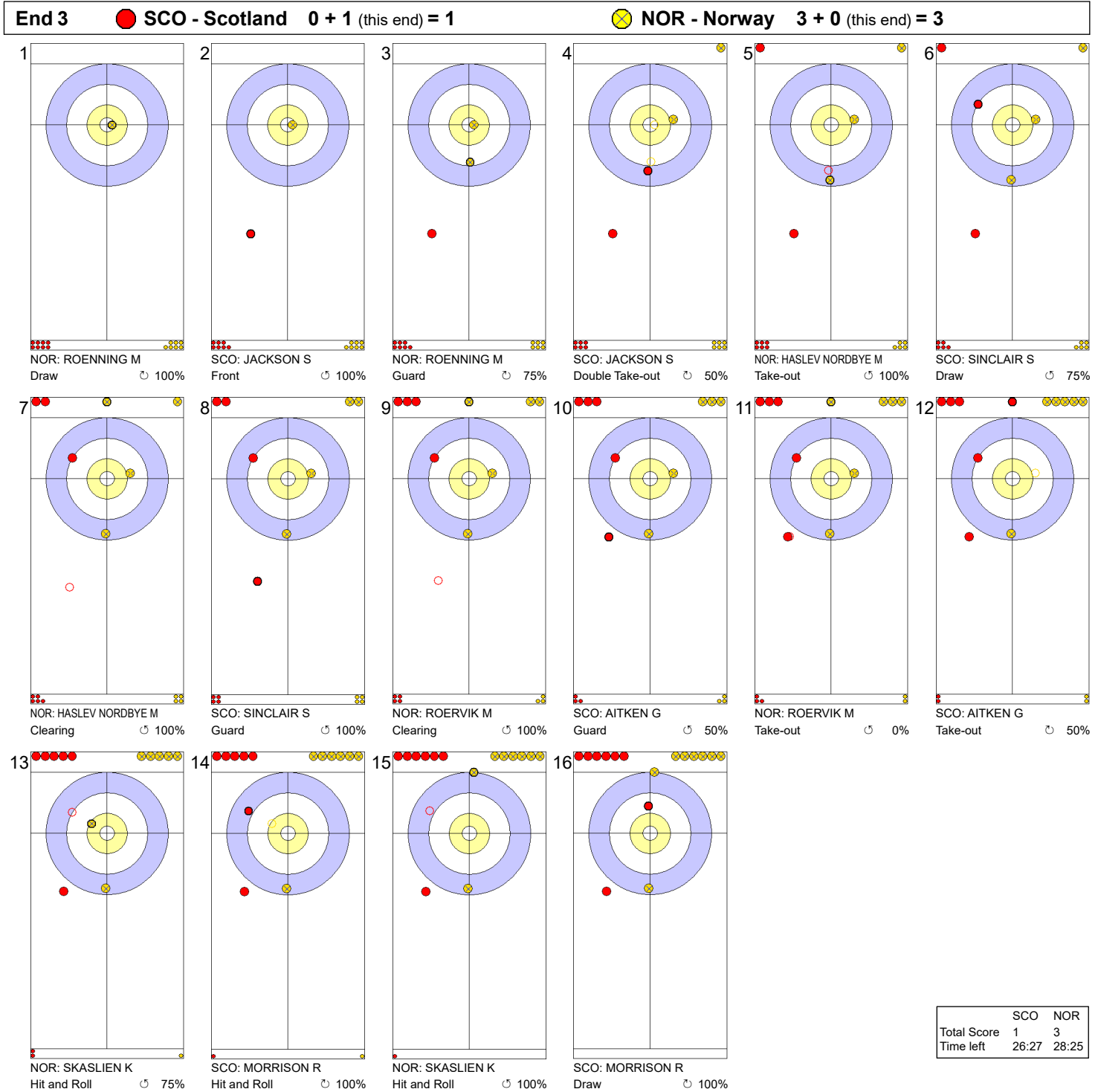




TUE 21 MAR 2023  
Start Time 14:00

Round Robin Session 10 - Sheet A

Game - Shot by Shot



**Legend:**  
 ↻ Clockwise      ↺ Counter-clockwise      - Not considered



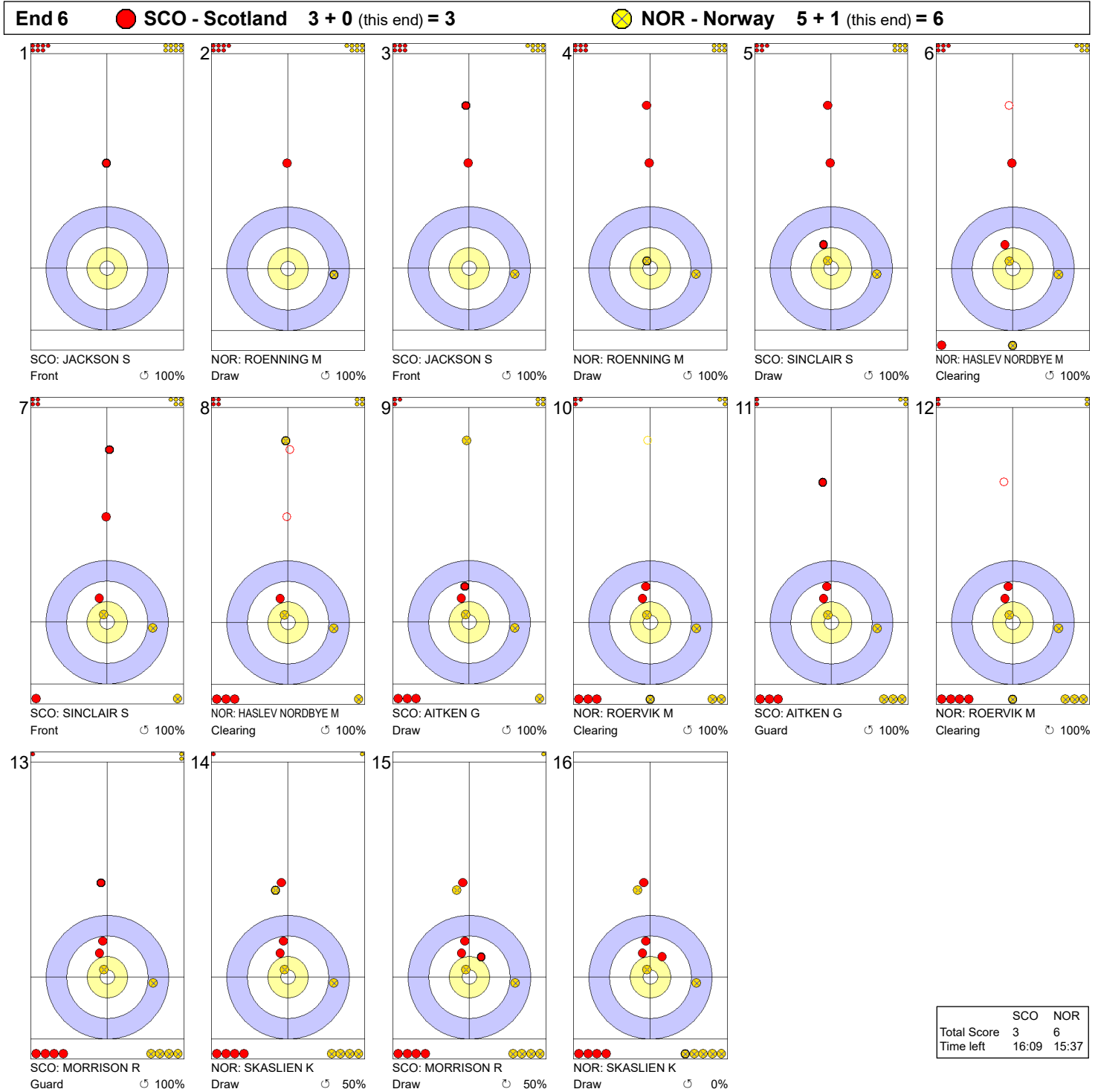




**TUE 21 MAR 2023**  
 Start Time 14:00

**Round Robin Session 10 - Sheet A**

**Game - Shot by Shot**



**Legend:**  
 ↻ Clockwise      ↺ Counter-clockwise      - Not considered









TUE 21 MAR 2023  
Start Time 14:00

Round Robin Session 10 - Sheet B

## Game Results

Sheet	Game	Team	LSFE	1	2	3	4	5	6	7	8	9	10	Extra Ends	Total
B	6	GER - Germany	*	1	0	0	0	0	0	1	0	0	0		2
	6	KOR - Korea		0	2	0	0	1	0	0	0	0	1		4

GER - Germany		Shot Success	Game	All
4 S	JENTSCH Daniela	74%		70%
3 V	ABBES Emira	83%		78%
2	SCHOELL Pia-Lisa	81%		75%
1	JENTSCH Analena	91%		80%
A	KAPP Lena	-		77%
Team Total		82%		76%

KOR - Korea		Shot Success	Game	All
4 S	HA Seungyoun	91%		71%
3 V	KIM Hyerin	80%		79%
2	YANG Taei	74%		80%
1	KIM Sujin	84%		89%
A	-	-		-
Team Total		82%		80%

Last Stone Draw		Distance
☺	SCHOELL Pia-Lisa	38.3cm
☹	JENTSCH Analena	15.7cm
<b>Total</b>		<b>54.0cm</b>

Last Stone Draw		Distance
☺	KIM Hyerin	22.3cm
☹	HA Seungyoun	79.1cm
<b>Total</b>		<b>101.4cm</b>

Time remaining: 5 minutes 39 seconds

Time-out: End 9 - GER stone 7

Time remaining: 0 minutes 20 seconds

Time-out: End 7 - KOR stone 3

## Shot Success Analysis

GER - Germany		☺	☹	Game
4	JENTSCH Daniela	Draws 3 67%	2 50%	5 60%
		Take-outs 4 75%	9 81%	13 79%
		Total 7 71%	11 75%	18 74%
3	ABBES Emira	Draws 6 75%	6 83%	12 79%
		Take-outs 3 92%	5 85%	8 88%
		Total 9 81%	11 84%	20 83%
2	SCHOELL Pia-Lisa	Draws 4 94%	7 68%	11 77%
		Take-outs 3 83%	6 88%	9 86%
		Total 7 89%	13 77%	20 81%
1	JENTSCH Analena	Draws 2 100%	12 85%	14 88%
		Take-outs 1 100%	5 100%	6 100%
		Total 3 100%	17 90%	20 91%
A	KAPP Lena	Draws 0 -	0 -	0 -
		Take-outs 0 -	0 -	0 -
		Total 0 -	0 -	0 -
Team		Draws 15 82%	27 78%	42 79%
		Take-outs 11 84%	25 87%	36 86%
		Total 26 83%	52 82%	78 82%

KOR - Korea		☺	☹	Game
4	HA Seungyoun	Draws 3 100%	1 100%	4 100%
		Take-outs 5 90%	11 89%	16 89%
		Total 8 94%	12 90%	20 91%
3	KIM Hyerin	Draws 1 100%	3 100%	4 100%
		Take-outs 6 88%	10 68%	16 75%
		Total 7 89%	13 75%	20 80%
2	YANG Taei	Draws 1 100%	2 63%	3 75%
		Take-outs 13 71%	4 81%	17 74%
		Total 14 73%	6 75%	20 74%
1	KIM Sujin	Draws 12 85%	2 75%	14 84%
		Take-outs 4 88%	2 75%	6 83%
		Total 16 86%	4 75%	20 84%
A	-	Draws 0 -	0 -	0 -
		Take-outs 0 -	0 -	0 -
		Total 0 -	0 -	0 -
Team		Draws 17 90%	8 84%	25 88%
		Take-outs 28 80%	27 79%	55 80%
		Total 45 84%	35 80%	80 82%

**Note:**  
Position and function for each team member:  
4 = Fourth, 3 = Third, 2 = Second, 1 = Lead, A = Alternate, S = Skip, V = Vice-Skip

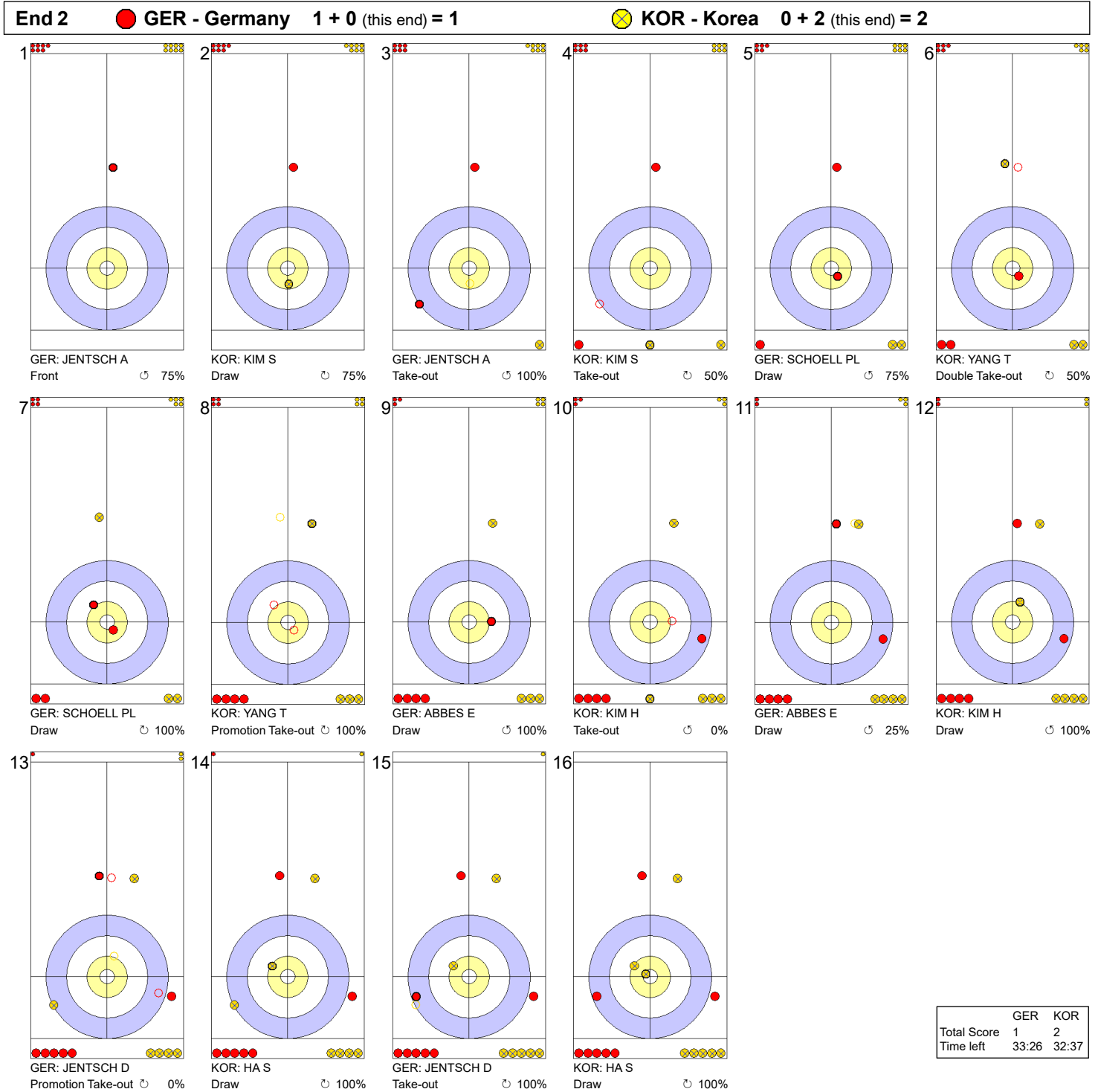
**Legend:**  
☺ Clockwise      ☹ Counter-clockwise      LSFE(\*) Last Stone First End



**TUE 21 MAR 2023**  
 Start Time 14:00

**Round Robin Session 10 - Sheet B**

**Game - Shot by Shot**



**Legend:**  
 ↻ Clockwise      ↺ Counter-clockwise      - Not considered

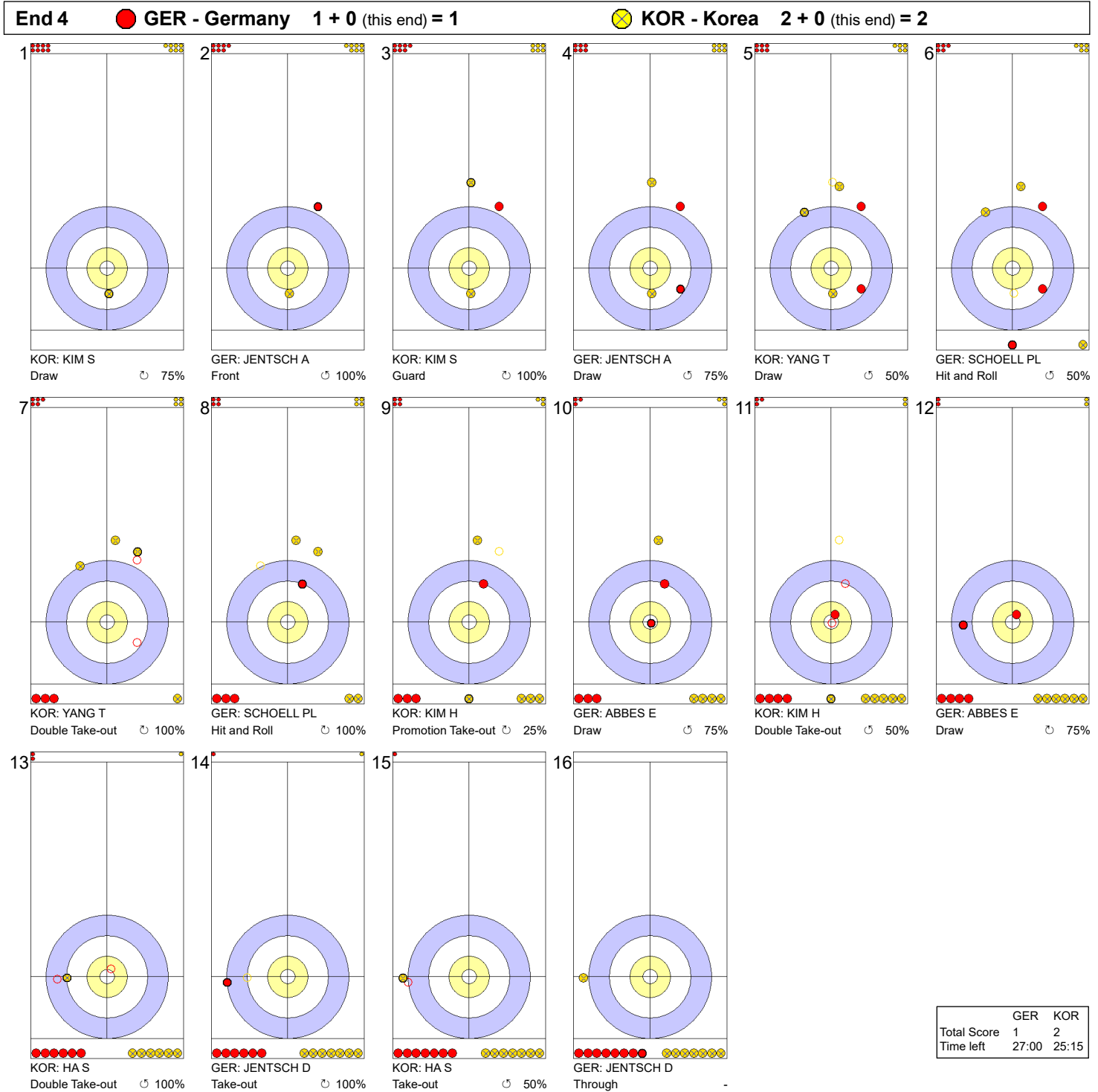




**TUE 21 MAR 2023**  
 Start Time 14:00

**Round Robin Session 10 - Sheet B**

**Game - Shot by Shot**

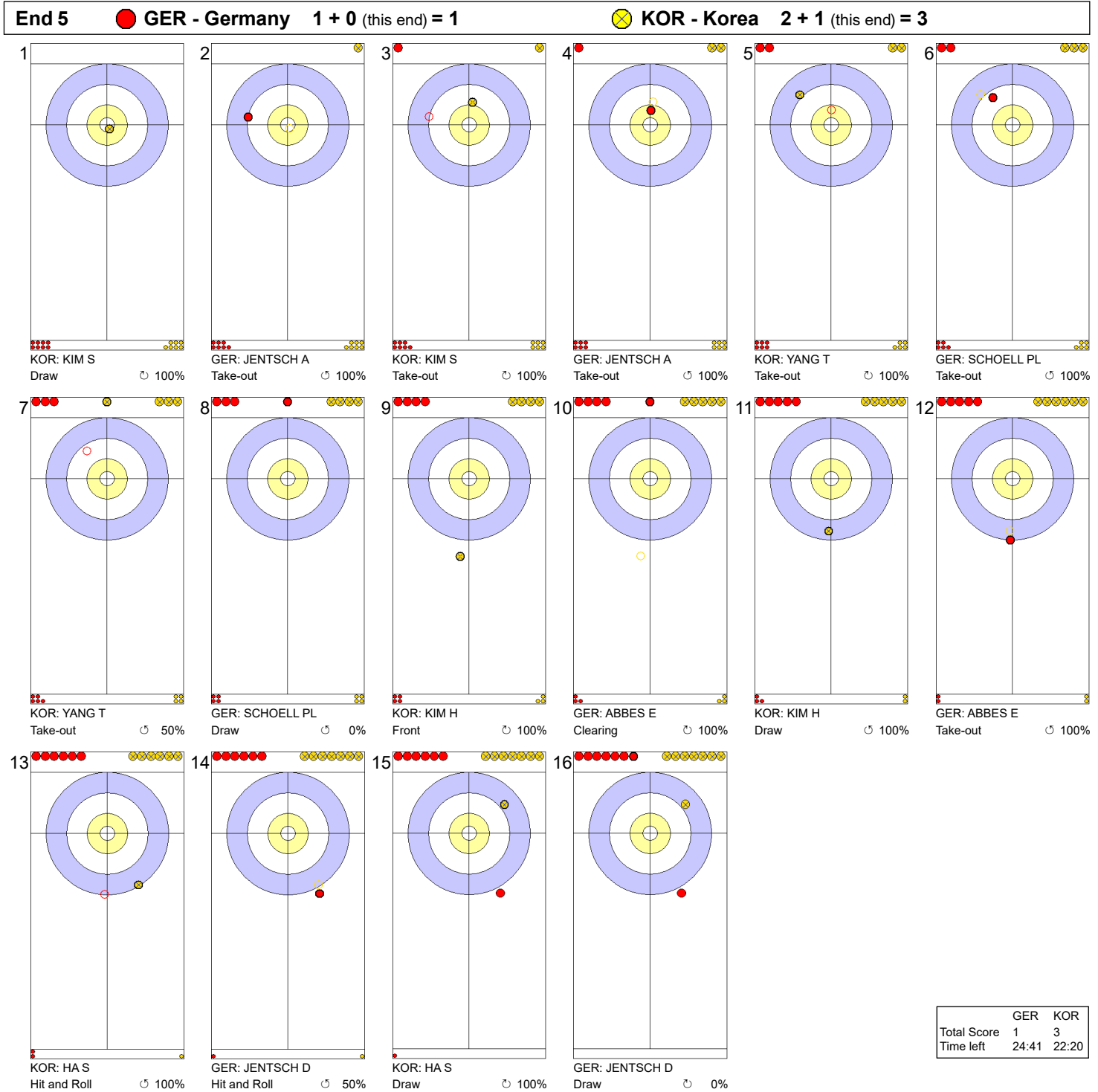


**Legend:**  
 ↻ Clockwise      ↺ Counter-clockwise      - Not considered

**TUE 21 MAR 2023**  
 Start Time 14:00

**Round Robin Session 10 - Sheet B**

**Game - Shot by Shot**

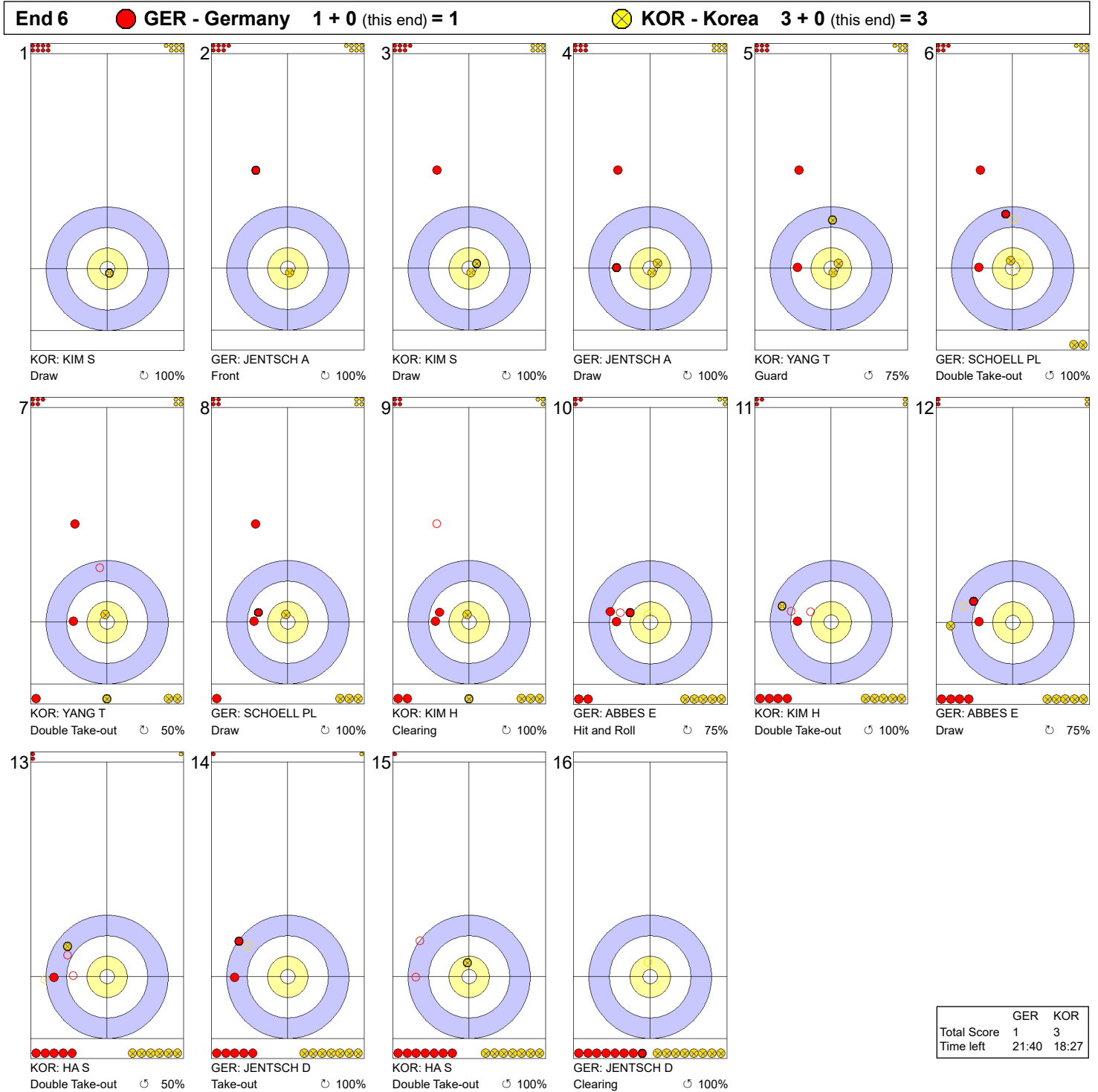


**Legend:**  
 ↻ Clockwise                      ↺ Counter-clockwise                      - Not considered

TUE 21 MAR 2023  
Start Time 14:00

Round Robin Session 10 - Sheet B

**Game - Shot by Shot**




**Legend:**  
 ↻ Clockwise      ↺ Counter-clockwise      - Not considered

**TUE 21 MAR 2023**  
 Start Time 14:00

**Round Robin Session 10 - Sheet B**

**Game - Shot by Shot**

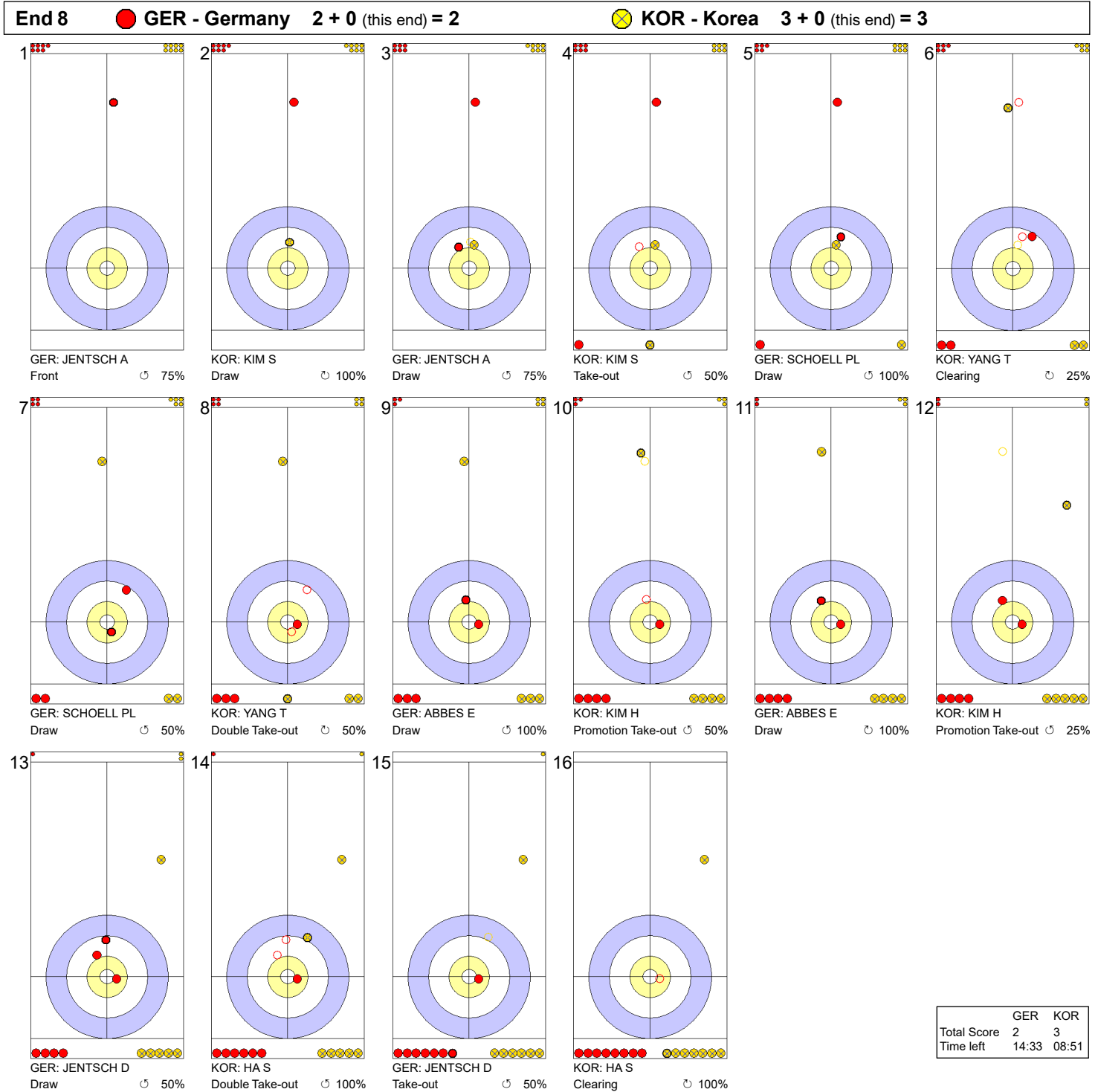


**Legend:**  
 ↻ Clockwise      ↺ Counter-clockwise      - Not considered

**TUE 21 MAR 2023**  
**Start Time 14:00**

**Round Robin Session 10 - Sheet B**

**Game - Shot by Shot**



**Legend:**  
 ↻ Clockwise      ↺ Counter-clockwise      - Not considered

**TUE 21 MAR 2023**  
 Start Time 14:00

**Round Robin Session 10 - Sheet B**

**Game - Shot by Shot**

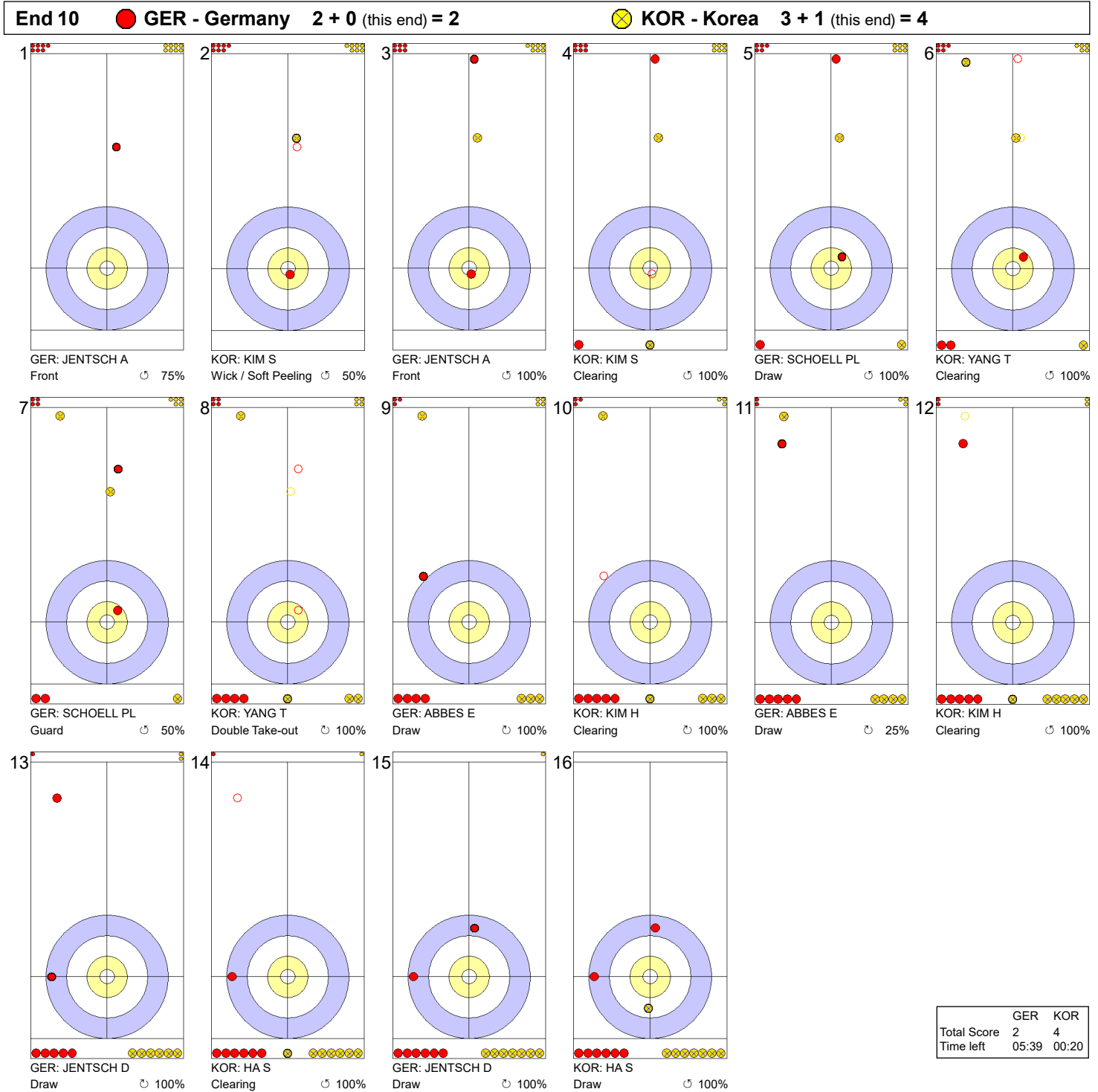


**Legend:**  
 ↻ Clockwise      ↺ Counter-clockwise      - Not considered

**TUE 21 MAR 2023**  
**Start Time 14:00**

**Round Robin Session 10 - Sheet B**

**Game - Shot by Shot**



**Legend:**  
 ↻ Clockwise   ↺ Counter-clockwise   - Not considered



TUE 21 MAR 2023  
Start Time 14:00

Round Robin Session 10 - Sheet C

## Game Results

Sheet	Game	Team	LSFE	1	2	3	4	5	6	7	8	9	10	Extra Ends	Total
C	6	CAN - Canada	*	2	0	2	0	0	0	0	1	1	0		6
	6	SUI - Switzerland		0	2	0	0	3	1	0	0	0	1		7

CAN - Canada		Shot Success	Game	All
4 S	EINARSON Kerri	68%		76%
3 V	SWEETING Val	59%		75%
2	BIRCHARD Shannon	84%		84%
1	HARRIS Briane	88%		90%
A	KARWACKI Krysten	-		-
Team Total		74%		81%

SUI - Switzerland		Shot Success	Game	All
4 V	PAETZ Alina	81%		88%
3 S	TIRINZONI Silvana	68%		82%
2	HOWALD Carole	66%		78%
1	SCHWALLER-HUERLIMANN Briar	75%		87%
A	-	-		-
Team Total		72%		84%

Last Stone Draw		Distance
⌚	HARRIS Briane	10.5cm
⌚	EINARSON Kerri	4.3cm
<b>Total</b>		<b>14.8cm</b>

Last Stone Draw		Distance
⌚	SCHWALLER-HUERLIMANN Briar	46.6cm
⌚	HOWALD Carole	25.6cm
<b>Total</b>		<b>72.2cm</b>

Time remaining: 0 minutes 30 seconds

Time-out: End 6 - CAN stone 7

Time remaining: 1 minute 14 seconds

Time-out: End 8 - SUI stone 7

## Shot Success Analysis

CAN - Canada		⌚	⌚	Game
4	EINARSON Kerri	Draws 9 67%	2 50%	11 64%
		Take-outs 3 83%	6 67%	9 72%
		Total 12 71%	8 63%	20 68%
3	SWEETING Val	Draws 7 43%	0 -	7 43%
		Take-outs 7 82%	6 50%	13 67%
		Total 14 63%	6 50%	20 59%
2	BIRCHARD Shannon	Draws 3 100%	5 75%	8 84%
		Take-outs 5 80%	7 86%	12 83%
		Total 8 88%	12 81%	20 84%
1	HARRIS Briane	Draws 14 86%	6 92%	20 88%
		Take-outs 0 -	0 -	0 -
		Total 14 86%	6 92%	20 88%
A	KARWACKI Krysten	Draws 0 -	0 -	0 -
		Take-outs 0 -	0 -	0 -
		Total 0 -	0 -	0 -
Team		Draws 33 73%	13 79%	46 74%
		Take-outs 15 82%	19 68%	34 74%
		Total 48 76%	32 73%	80 74%

SUI - Switzerland		⌚	⌚	Game
4	PAETZ Alina	Draws 5 90%	5 85%	10 88%
		Take-outs 3 50%	5 85%	8 72%
		Total 8 75%	10 85%	18 81%
3	TIRINZONI Silvana	Draws 1 75%	0 -	1 75%
		Take-outs 11 77%	8 53%	19 67%
		Total 12 77%	8 53%	20 68%
2	HOWALD Carole	Draws 6 63%	3 67%	9 64%
		Take-outs 5 55%	6 79%	11 68%
		Total 11 59%	9 75%	20 66%
1	SCHWALLER B	Draws 5 40%	14 89%	19 76%
		Take-outs 0 -	1 50%	1 50%
		Total 5 40%	15 87%	20 75%
A	-	Draws 0 -	0 -	0 -
		Take-outs 0 -	0 -	0 -
		Total 0 -	0 -	0 -
Team		Draws 17 65%	22 85%	39 76%
		Take-outs 19 67%	20 69%	39 68%
		Total 36 66%	42 77%	78 72%

### Note:

Position and function for each team member:

4 = Fourth, 3 = Third, 2 = Second, 1 = Lead, A = Alternate, S = Skip, V = Vice-Skip

### Legend:

⌚ Clockwise

⌚ Counter-clockwise

LSFE(\*) Last Stone First End



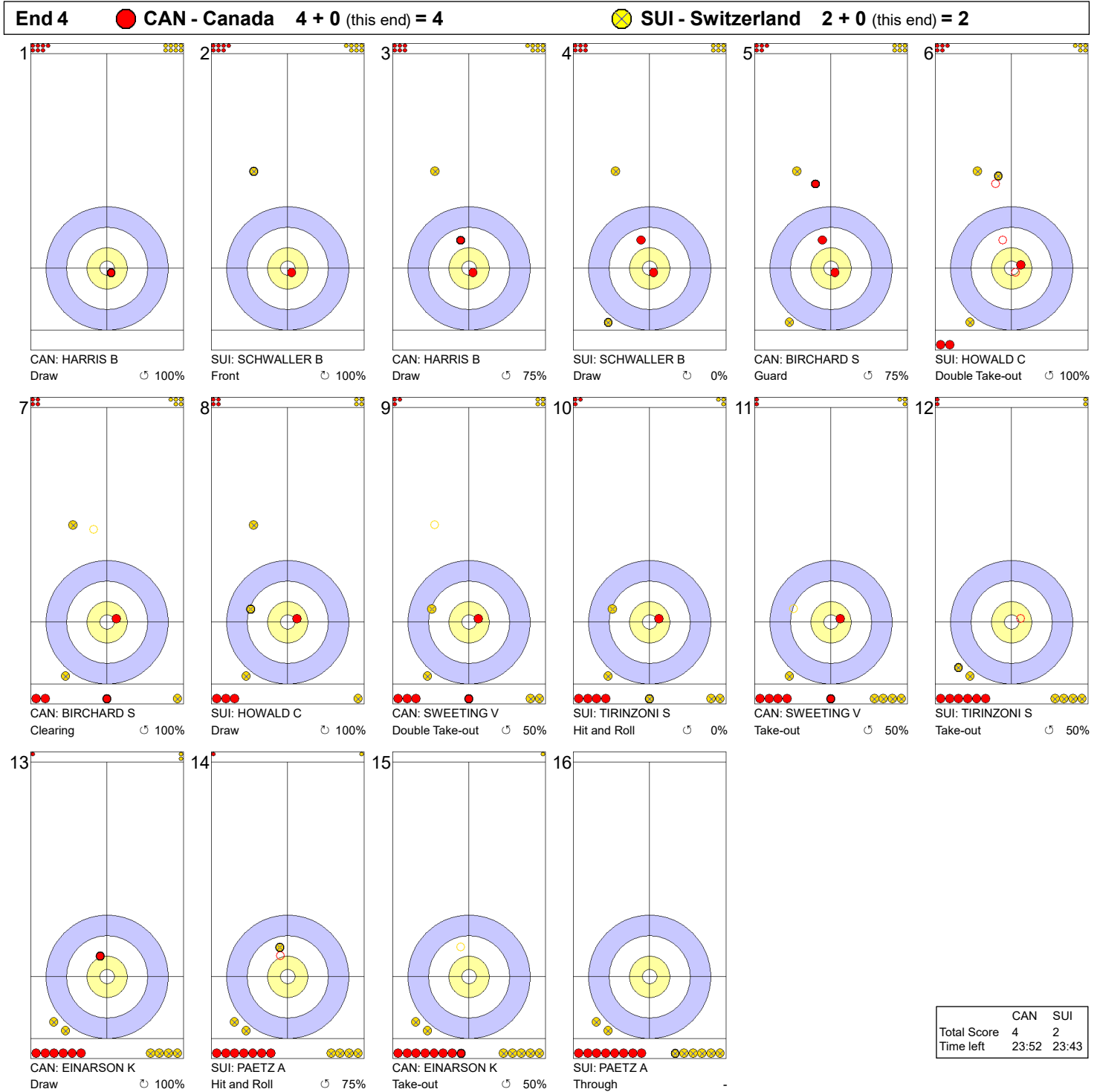




TUE 21 MAR 2023  
Start Time 14:00

Round Robin Session 10 - Sheet C

Game - Shot by Shot

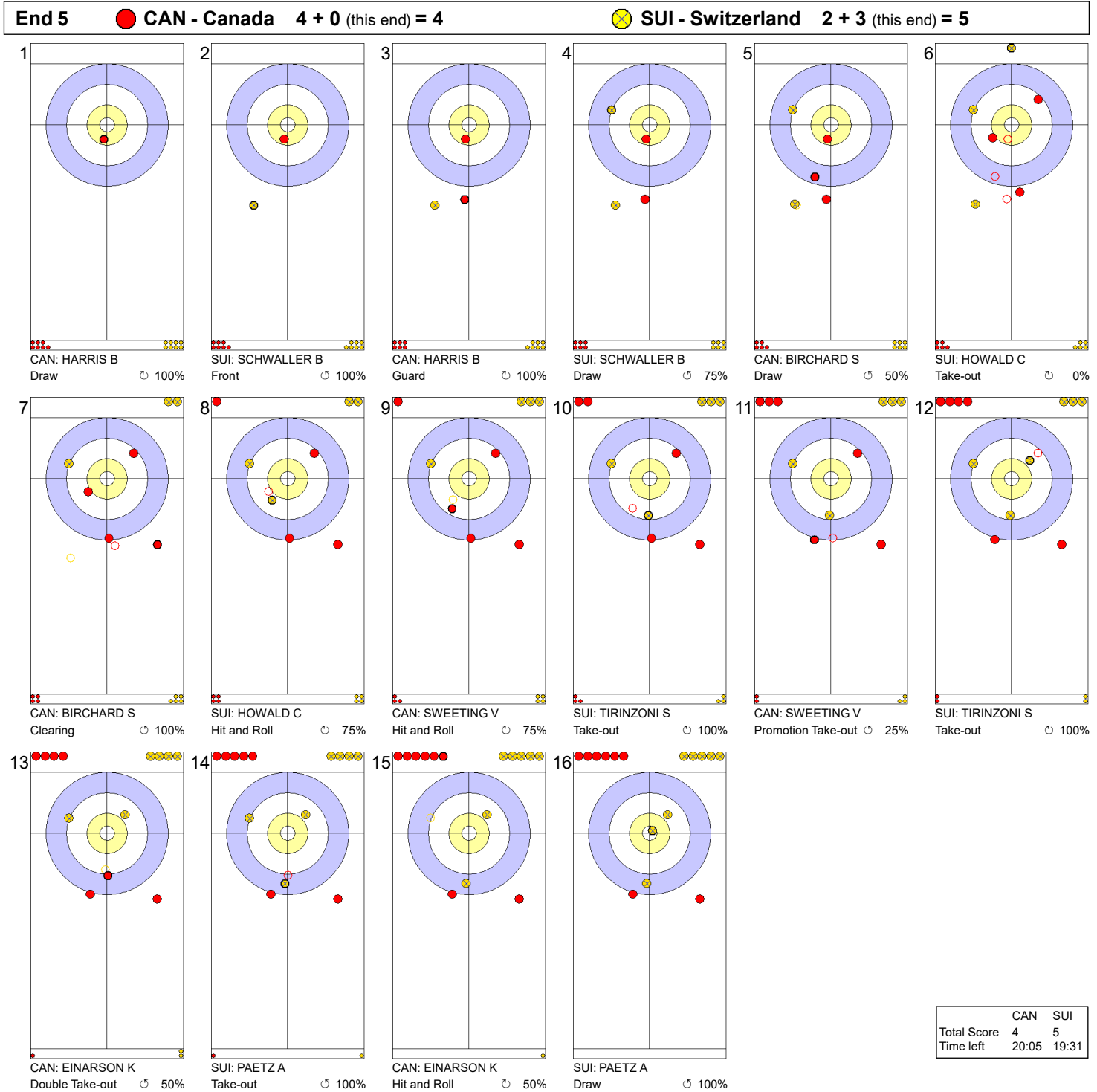


**Legend:**  
 ↻ Clockwise      ↺ Counter-clockwise      - Not considered

TUE 21 MAR 2023  
Start Time 14:00

Round Robin Session 10 - Sheet C

Game - Shot by Shot



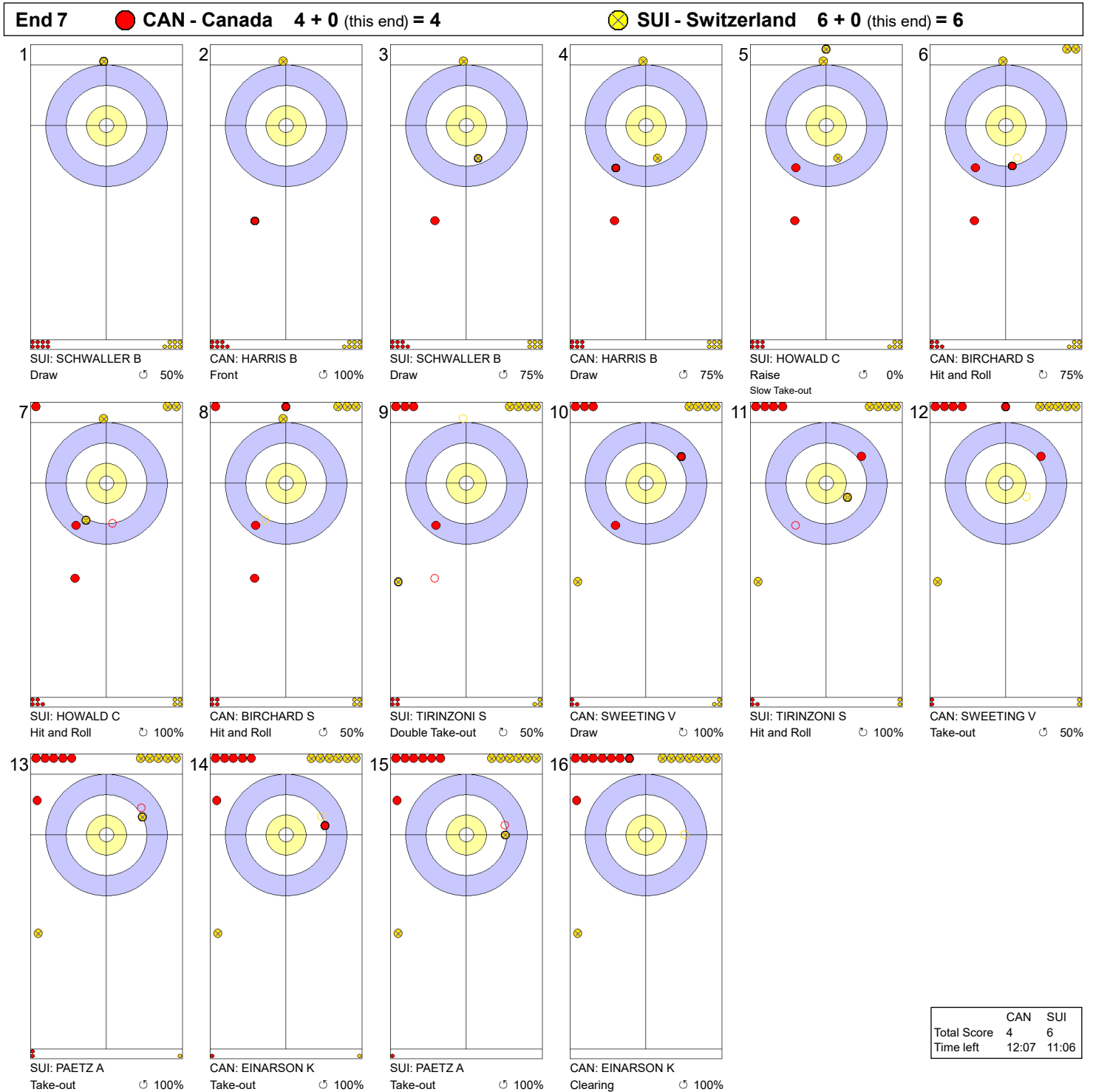
**Legend:**  
 ↻ Clockwise      ↺ Counter-clockwise      - Not considered



**TUE 21 MAR 2023**  
 Start Time 14:00

**Round Robin Session 10 - Sheet C**

**Game - Shot by Shot**



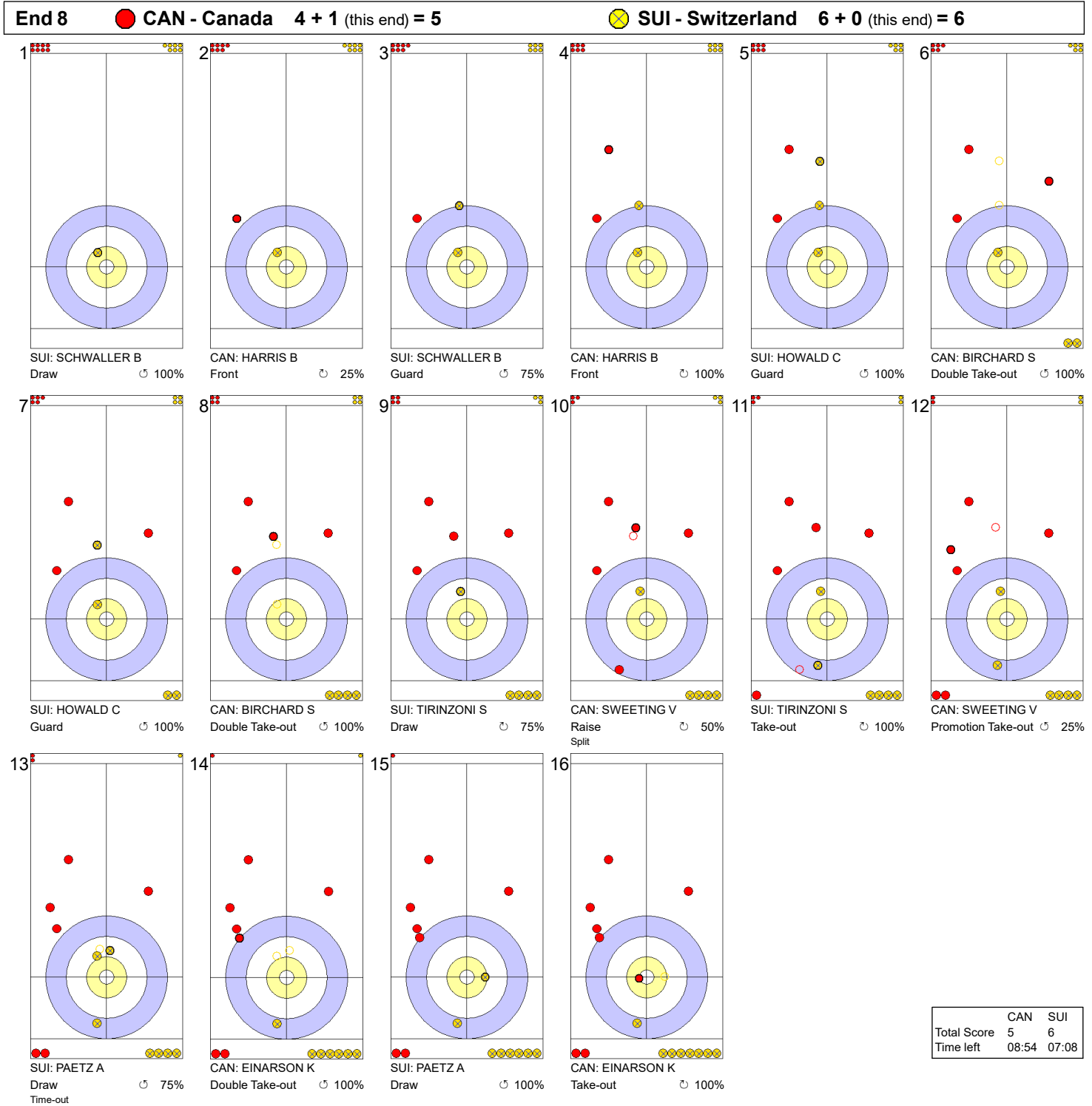
**Legend:**  
 ↻ Clockwise      ↺ Counter-clockwise      - Not considered



TUE 21 MAR 2023  
Start Time 14:00

Round Robin Session 10 - Sheet C

Game - Shot by Shot



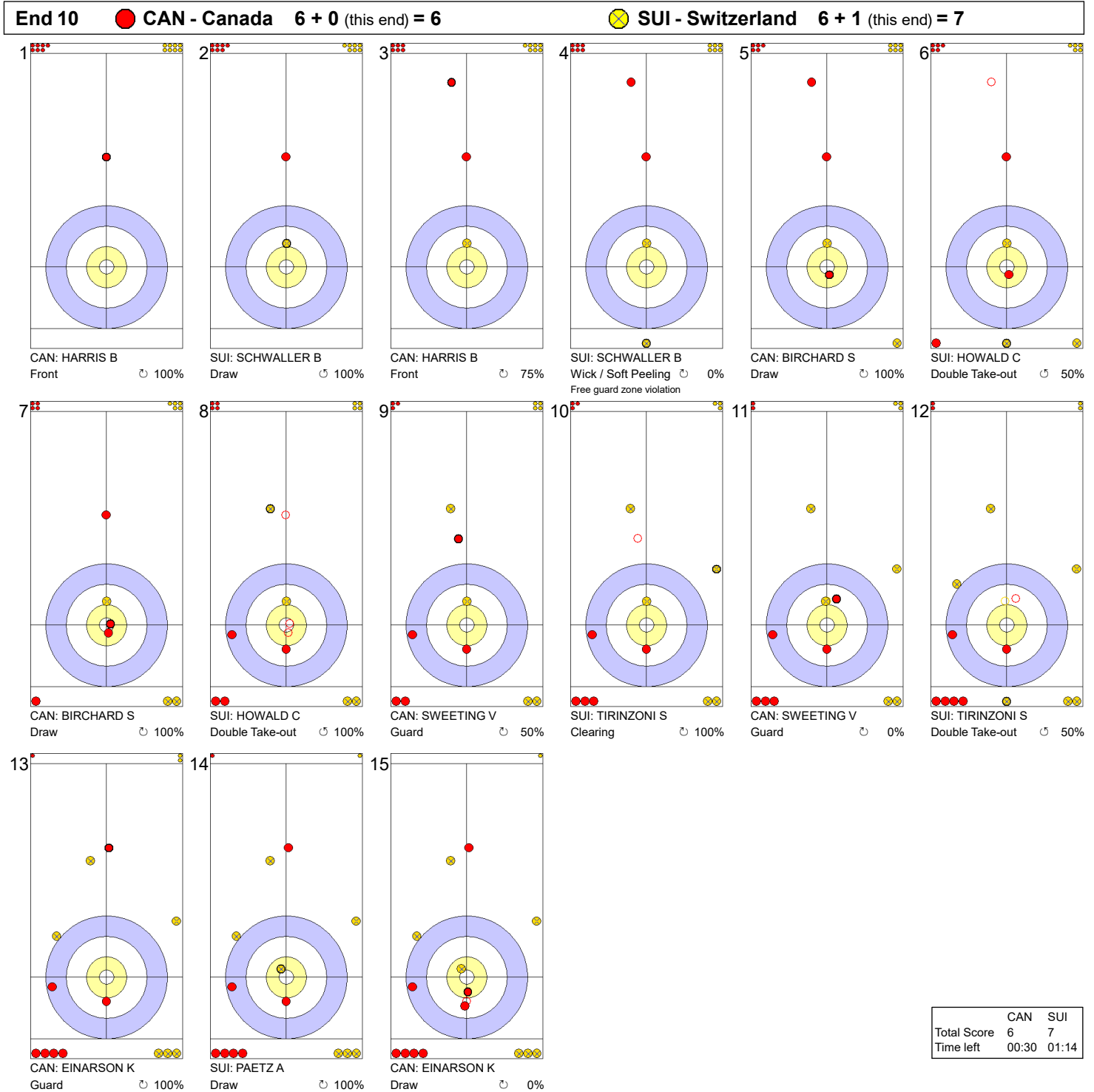
**Legend:**  
 ↻ Clockwise      ↺ Counter-clockwise      - Not considered



TUE 21 MAR 2023  
Start Time 14:00

Round Robin Session 10 - Sheet C

Game - Shot by Shot



**Legend:**  
 ↻ Clockwise      ↺ Counter-clockwise      - Not considered

TUE 21 MAR 2023  
Start Time 14:00

Round Robin Session 10 - Sheet D

## Game Results

Sheet	Game	Team	LSFE	1	2	3	4	5	6	7	8	9	10	Extra Ends	Total
D	6	JPN - Japan		0	0	0	2	0	2	0	0	0	X		4
	6	TUR - Türkiye	*	0	1	1	0	2	0	0	1	2	X		7

JPN - Japan		Shot Success	Game	All
4 S	FUJISAWA Satsuki	63%		71%
3 V	YOSHIDA Chinami	83%		78%
2	SUZUKI Yumi	81%		77%
1	YOSHIDA Yurika	83%		85%
A	ISHIZAKI Kotomi	-		-
Team Total		78%		78%

TUR - Türkiye		Shot Success	Game	All
4 S	YILDIZ Dilsat	76%		68%
3 V	POLAT Oznur	71%		75%
2	CALIKUSU Ifayet Safak	66%		66%
1	SENGUL Berfin	85%		81%
A	POLAT Mihriban	-		68%
Team Total		75%		73%

Last Stone Draw		Distance
⌚	FUJISAWA Satsuki	2.8cm
⌚	YOSHIDA Yurika	45.9cm
<b>Total</b>		<b>48.7cm</b>

Last Stone Draw		Distance
⌚	SENGUL Berfin	38.5cm
⌚	POLAT Oznur	6.7cm
<b>Total</b>		<b>45.2cm</b>

Time remaining: 0 minutes 59 seconds

Time-out: End 10 - JPN stone 6

Time remaining: 0 minutes 12 seconds

Time-out: End 9 - TUR stone 8

## Shot Success Analysis

JPN - Japan		⌚	⌚	Game	
4	FUJISAWA Satsuki	Draws	4 81%	4 69%	8 75%
		Take-outs	6 38%	5 75%	11 55%
		Total	10 55%	9 72%	19 63%
3	YOSHIDA Chinami	Draws	6 79%	2 63%	8 75%
		Take-outs	4 100%	8 81%	12 88%
		Total	10 88%	10 78%	20 83%
2	SUZUKI Yumi	Draws	12 94%	1 100%	13 94%
		Take-outs	2 50%	5 60%	7 57%
		Total	14 88%	6 67%	20 81%
1	YOSHIDA Yurika	Draws	15 80%	2 100%	17 82%
		Take-outs	1 100%	2 75%	3 83%
		Total	16 81%	4 88%	20 83%
A	ISHIZAKI Kotomi	Draws	0 -	0 -	0 -
		Take-outs	0 -	0 -	0 -
		Total	0 -	0 -	0 -
Team		Draws	37 84%	9 78%	46 83%
		Take-outs	13 63%	20 74%	33 70%
		Total	50 79%	29 75%	79 78%

TUR - Türkiye		⌚	⌚	Game	
4	YILDIZ Dilsat	Draws	5 65%	2 75%	7 68%
		Take-outs	4 81%	8 81%	12 81%
		Total	9 72%	10 80%	19 76%
3	POLAT Oznur	Draws	1 100%	4 63%	5 70%
		Take-outs	6 71%	9 72%	15 72%
		Total	7 75%	13 69%	20 71%
2	CALIKUSU Ifayet Safak	Draws	7 57%	2 88%	9 64%
		Take-outs	7 79%	4 50%	11 68%
		Total	14 68%	6 63%	20 66%
1	SENGUL Berfin	Draws	14 86%	2 75%	16 84%
		Take-outs	4 88%	0 -	4 88%
		Total	18 86%	2 75%	20 85%
A	POLAT Mihriban	Draws	0 -	0 -	0 -
		Take-outs	0 -	0 -	0 -
		Total	0 -	0 -	0 -
Team		Draws	27 75%	10 73%	37 74%
		Take-outs	21 79%	21 71%	42 75%
		Total	48 77%	31 72%	79 75%

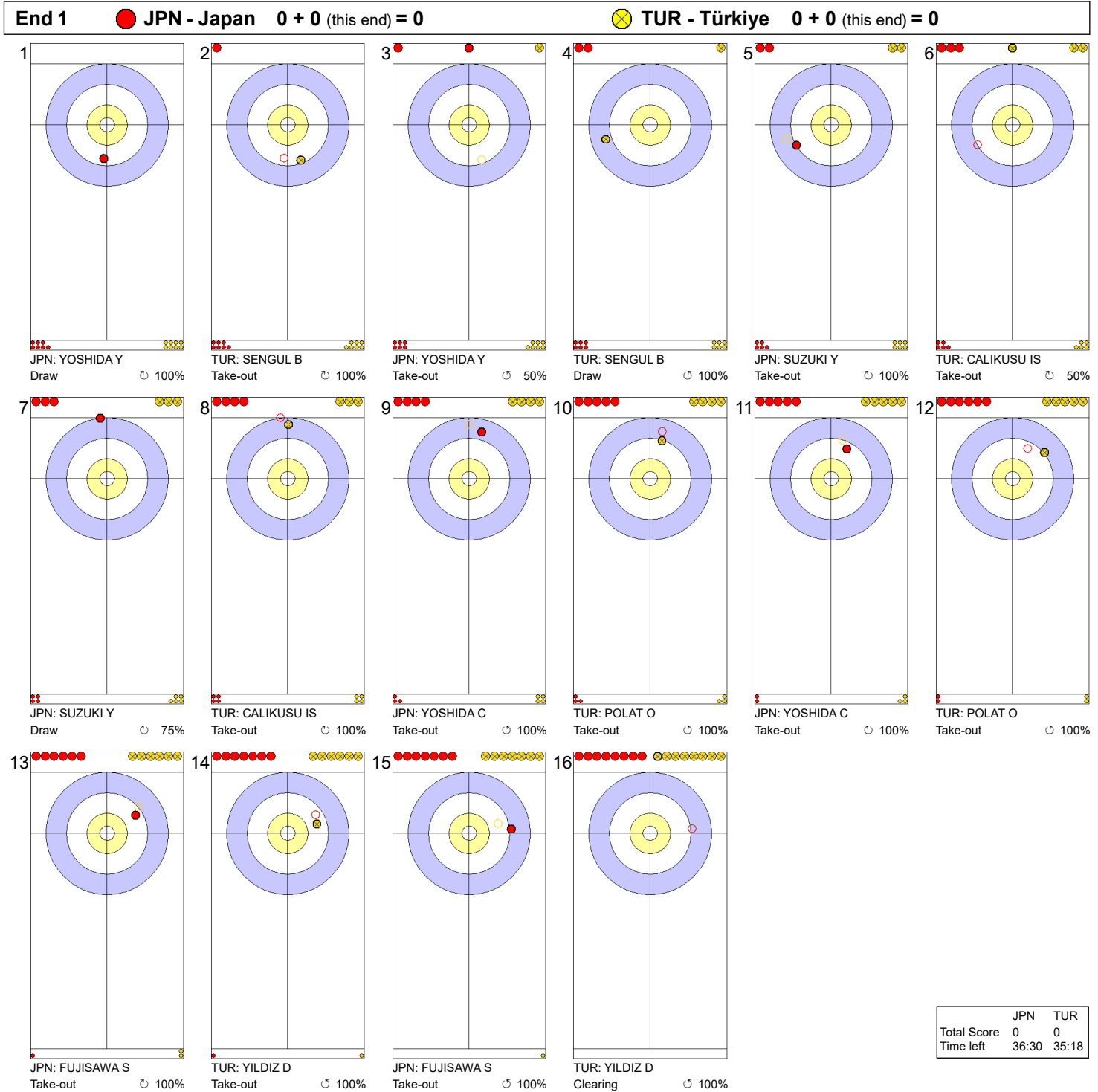
**Note:**  
Position and function for each team member:  
4 = Fourth, 3 = Third, 2 = Second, 1 = Lead, A = Alternate, S = Skip, V = Vice-Skip

**Legend:**  
⌚ Clockwise      ⌚ Counter-clockwise      LSFE(\*) Last Stone First End  
X Unplayed/unfinished end due to concession

TUE 21 MAR 2023  
Start Time 14:00

Round Robin Session 10 - Sheet D

Game - Shot by Shot

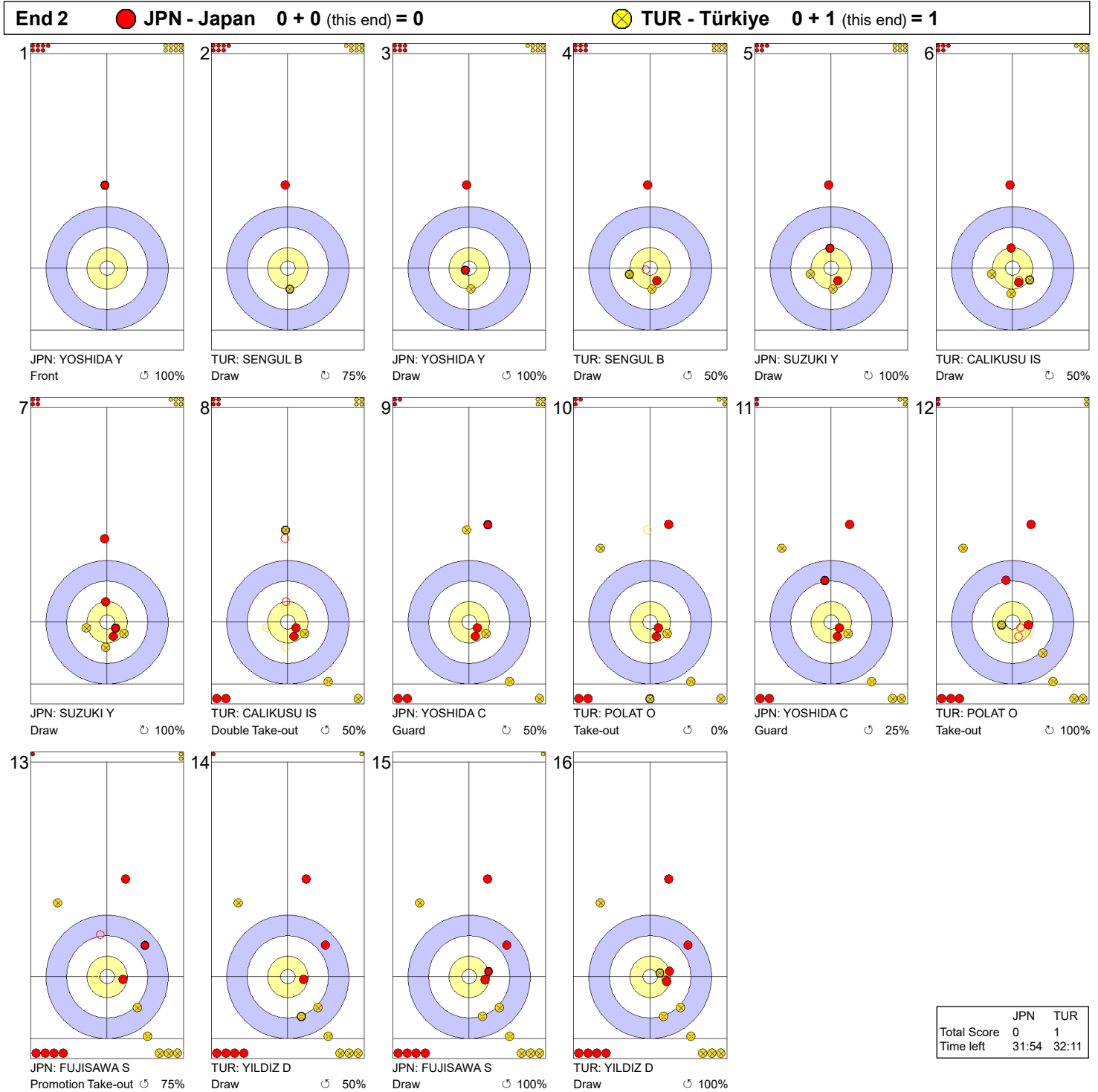


**Legend:**  
 ↻ Clockwise      ↺ Counter-clockwise      - Not considered

TUE 21 MAR 2023  
Start Time 14:00

Round Robin Session 10 - Sheet D

Game - Shot by Shot




**Legend:**  
 ↻ Clockwise      ↺ Counter-clockwise      - Not considered

**TUE 21 MAR 2023**  
 Start Time 14:00

**Round Robin Session 10 - Sheet D**

**Game - Shot by Shot**

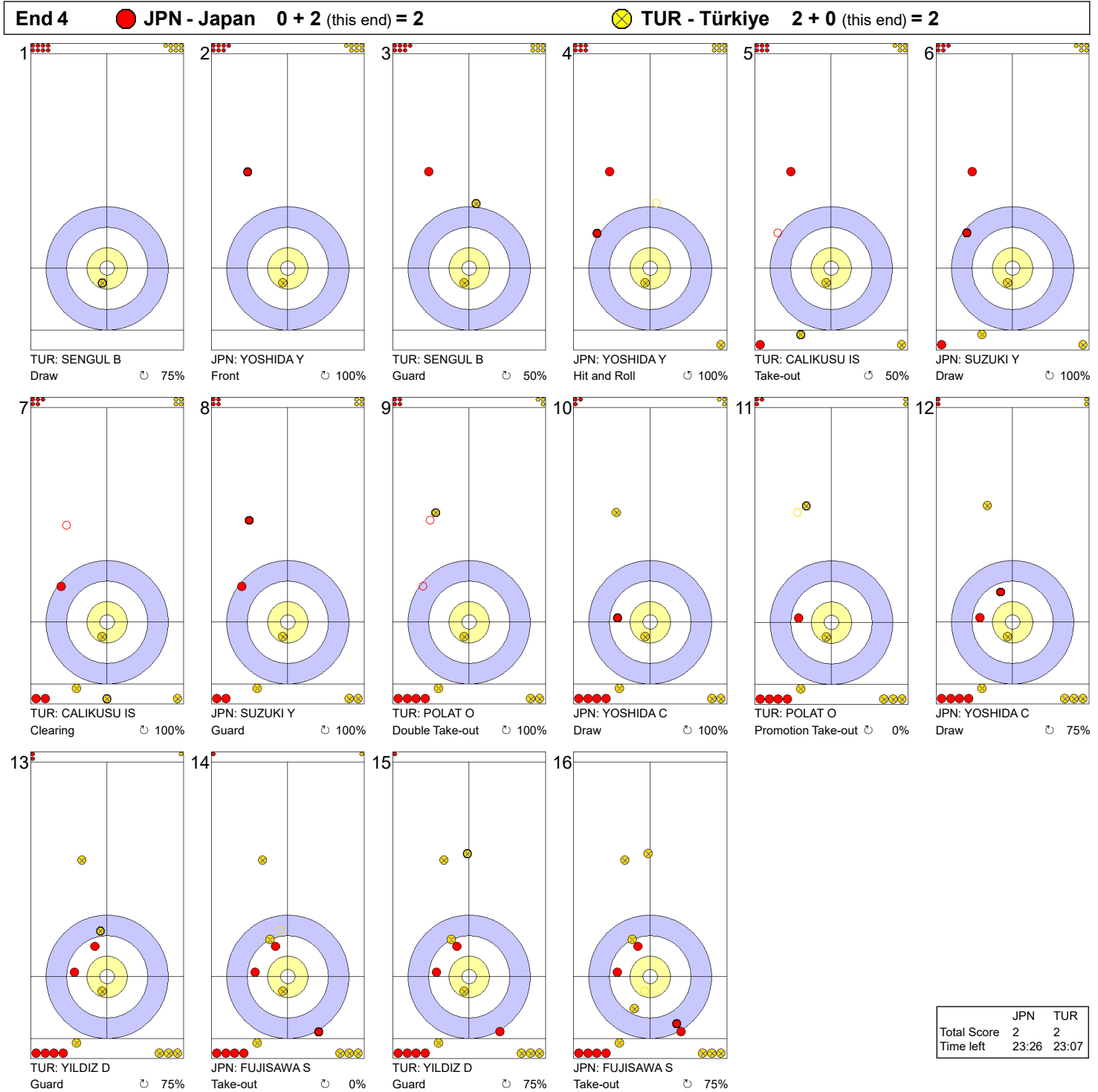


**Legend:**  
 ↻ Clockwise      ↺ Counter-clockwise      - Not considered

**TUE 21 MAR 2023**  
 Start Time 14:00

**Round Robin Session 10 - Sheet D**

**Game - Shot by Shot**



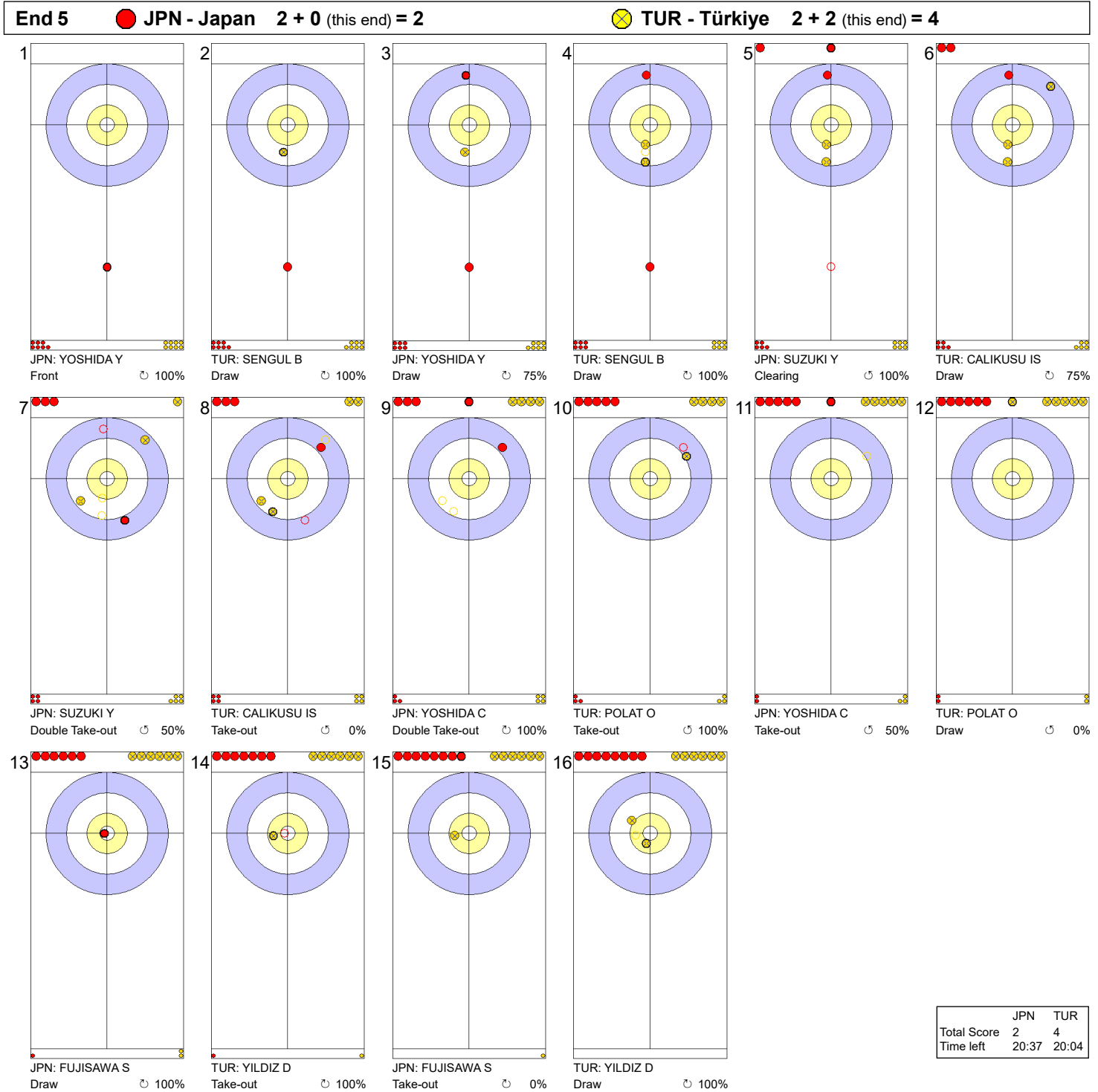
**Legend:**  
 ↻ Clockwise   ↺ Counter-clockwise   - Not considered



TUE 21 MAR 2023  
Start Time 14:00

Round Robin Session 10 - Sheet D

### Game - Shot by Shot

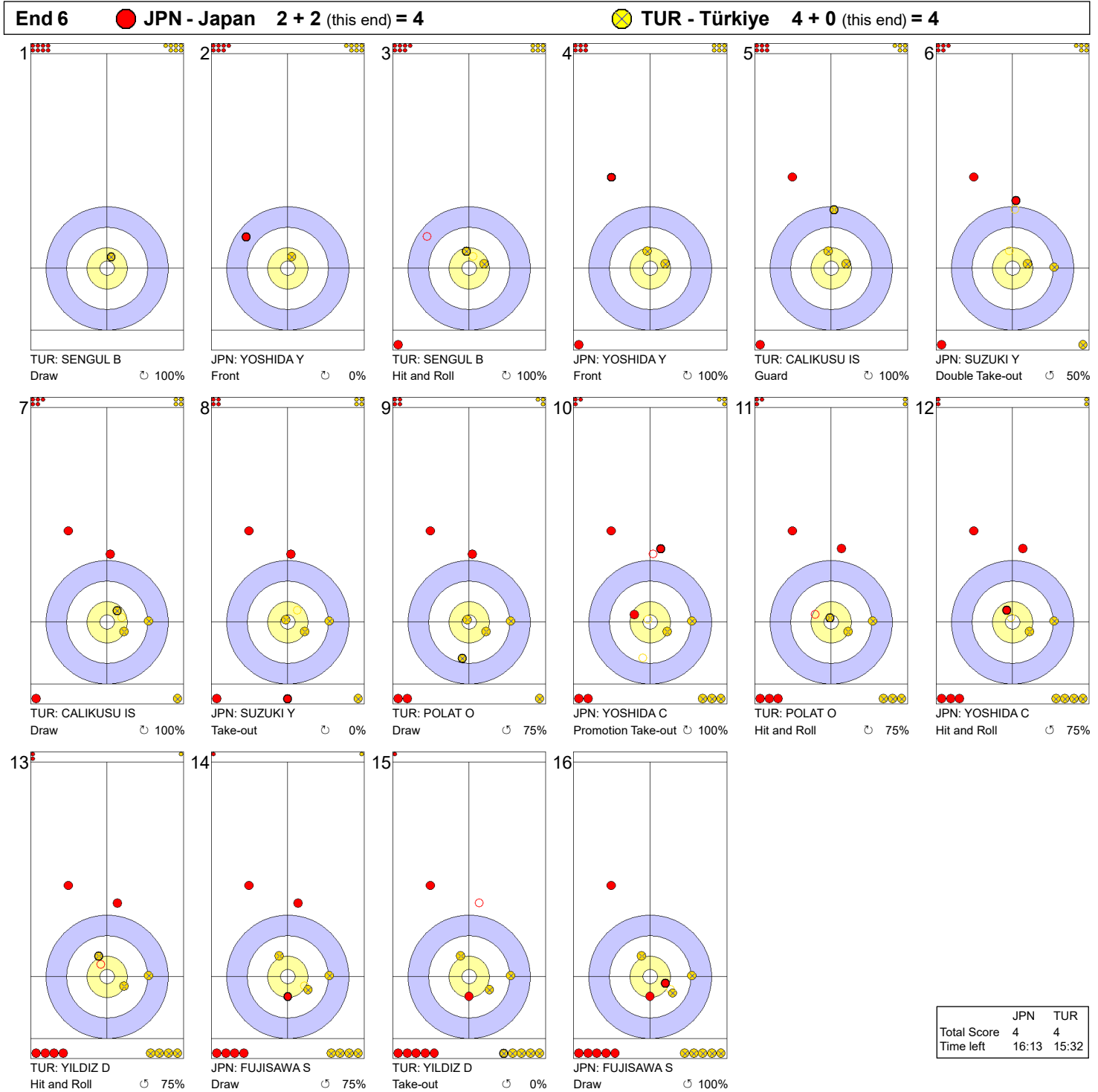


**Legend:**  
 ↻ Clockwise      ↺ Counter-clockwise      - Not considered

**TUE 21 MAR 2023**  
 Start Time 14:00

**Round Robin Session 10 - Sheet D**

**Game - Shot by Shot**

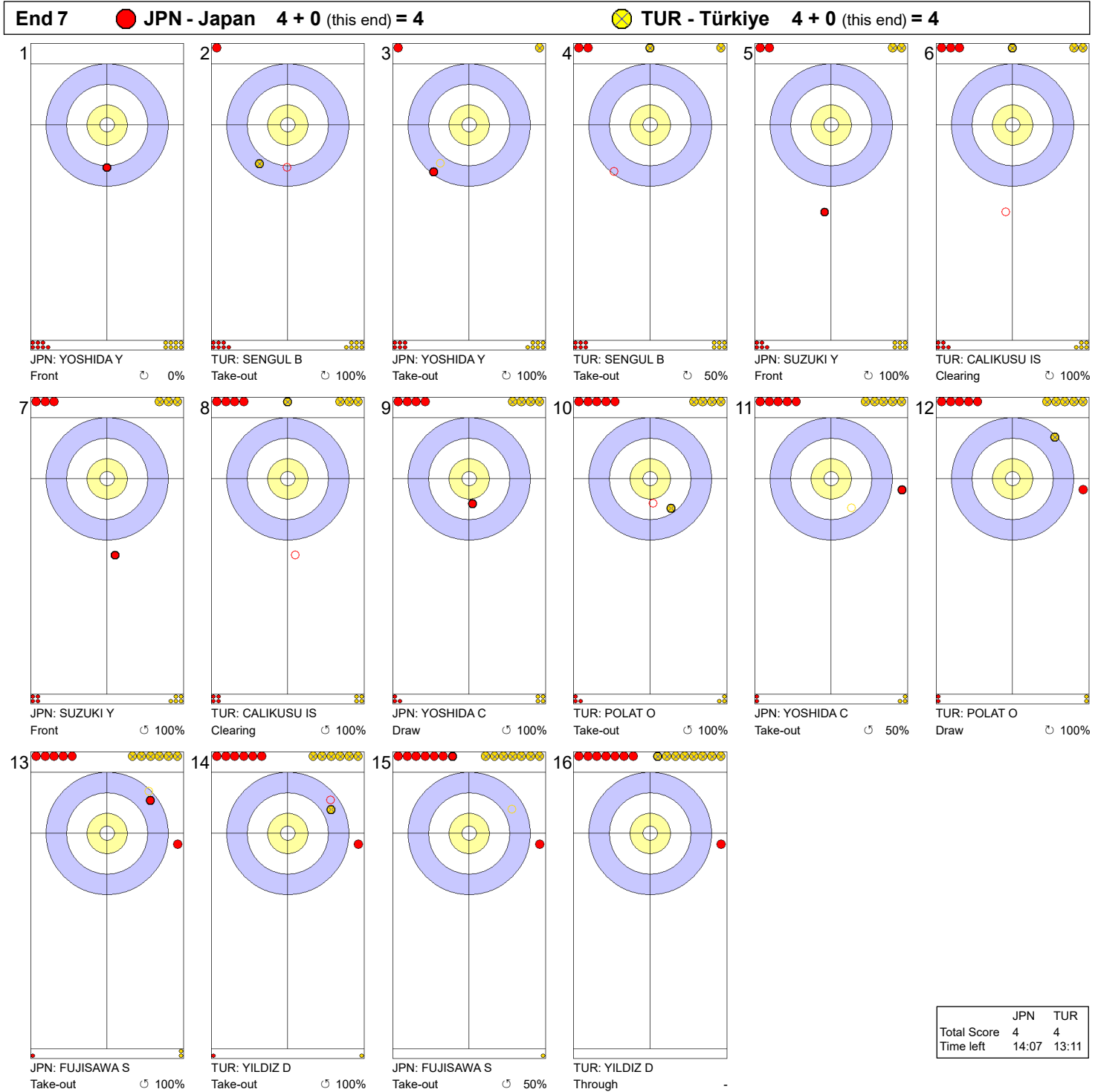


**Legend:**  
 ↻ Clockwise      ↺ Counter-clockwise      - Not considered

**TUE 21 MAR 2023**  
 Start Time 14:00

**Round Robin Session 10 - Sheet D**

**Game - Shot by Shot**

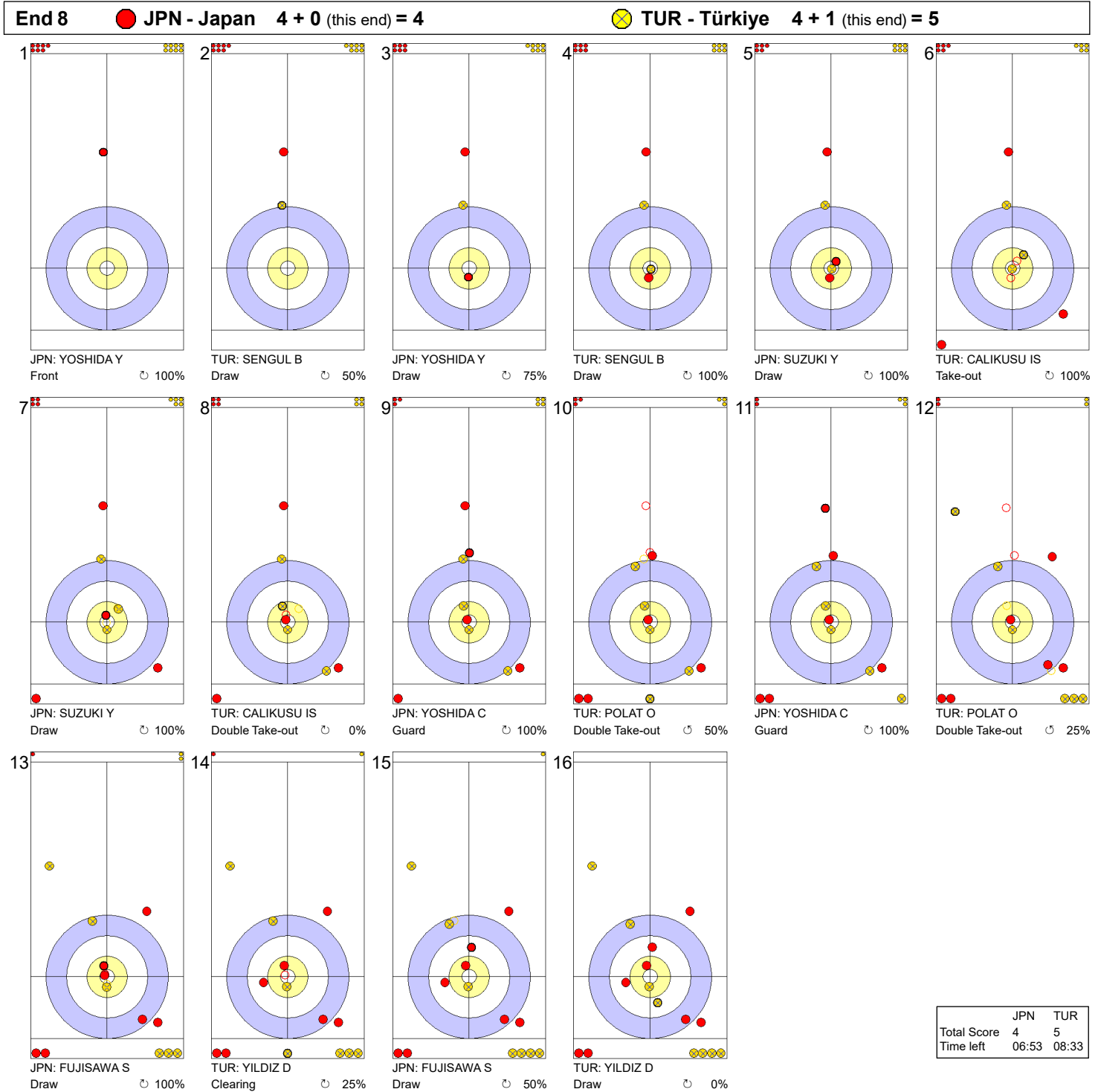


**Legend:**  
 ↻ Clockwise      ↺ Counter-clockwise      - Not considered

TUE 21 MAR 2023  
Start Time 14:00

Round Robin Session 10 - Sheet D

Game - Shot by Shot



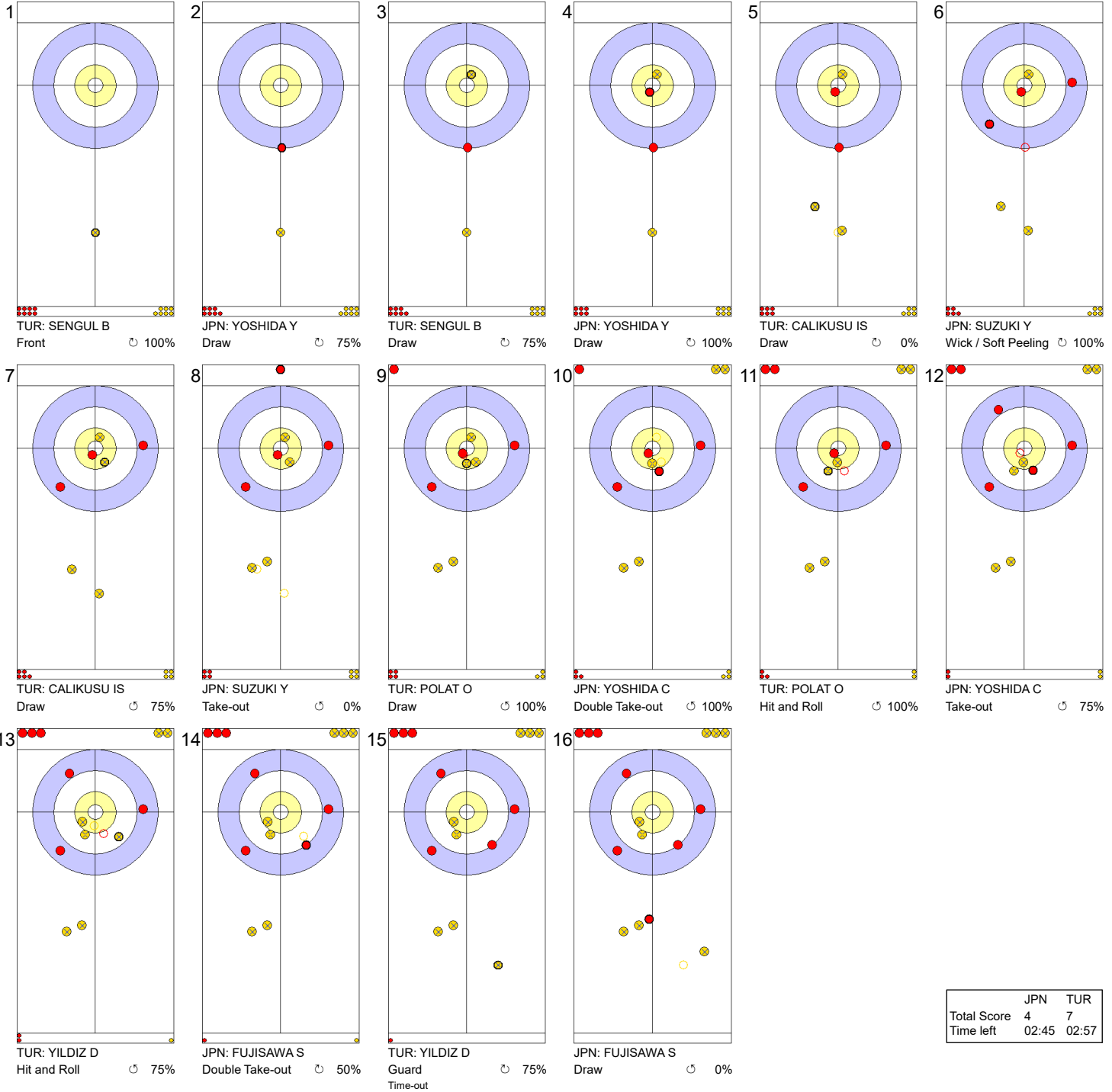
**Legend:**  
 ↻ Clockwise      ↺ Counter-clockwise      - Not considered

**TUE 21 MAR 2023**  
 Start Time 14:00

**Round Robin Session 10 - Sheet D**

**Game - Shot by Shot**

**End 9**   ● **JPN - Japan**   **4 + 0** (this end) = **4**   ● **TUR - Türkiye**   **5 + 2** (this end) = **7**



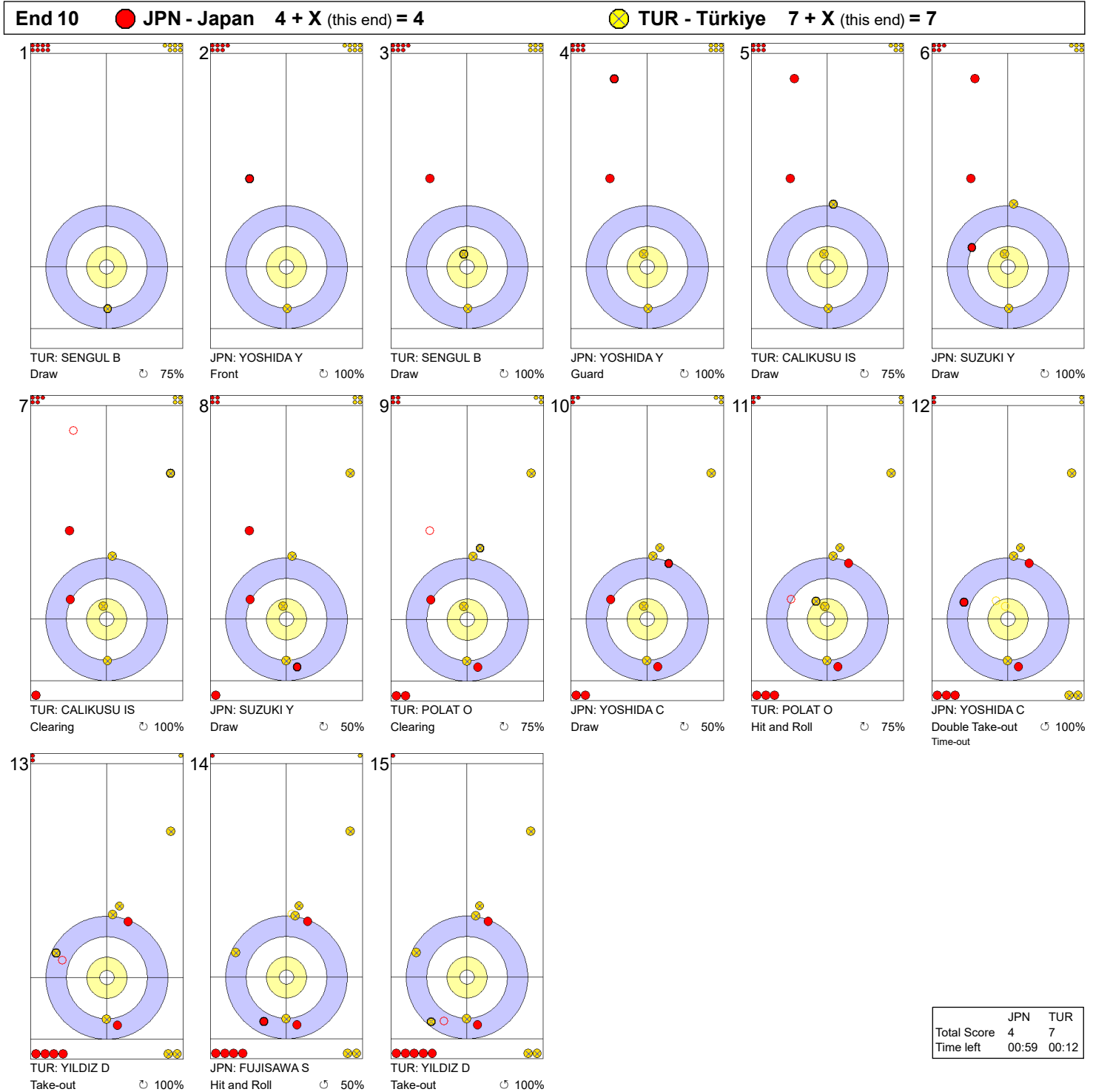
	JPN	TUR
Total Score	4	7
Time left	02:45	02:57

**Legend:**  
 ↻ Clockwise   ↺ Counter-clockwise   - Not considered

**TUE 21 MAR 2023**  
 Start Time 14:00

**Round Robin Session 10 - Sheet D**

**Game - Shot by Shot**



**Legend:**  
 ↻ Clockwise      ↺ Counter-clockwise      - Not considered  
 X Unfinished end due to concession

## Session Results and Standings

Sheet	Game	Team	LSFE	1	2	3	4	5	6	7	8	9	10	Extra Ends	Total
B	5	DEN - Denmark		0	0	2	0	0	1	0	1	0	1		5
	6	ITA - Italy	*	0	1	0	0	2	0	2	0	2	0		7
C	6	NZL - New Zealand		0	0	0	1	0	0	X	X	X	X		1
	6	USA - United States	*	1	1	1	0	3	1	X	X	X	X		7
D	5	GER - Germany	*	0	0	0	1	0	2	1	0	5	X		9
	5	SWE - Sweden		0	1	0	0	1	0	0	1	0	X		3

## Current Standings

Rank	Team	Games	Wins	Losses
1	SUI - Switzerland	5	5	0
2	CAN - Canada	5	4	1
3	ITA - Italy	6	4	2
4	GER - Germany	5	3	2
4	JPN - Japan	5	3	2
4	KOR - Korea	5	3	2
4	NOR - Norway	5	3	2
8	USA - United States	6	3	3
9	DEN - Denmark	5	2	3
9	SWE - Sweden	5	2	3
11	SCO - Scotland	5	1	4
11	TUR - Türkiye	5	1	4
13	NZL - New Zealand	6	0	6

**Note:**  
Under WCF rules, tie-breaking rules for standings are not applied until after the last game of the round robin.

**Legend:**  
LSFE(\*) Last Stone First End      X      Unplayed/unfinished end due to concession

TUE 21 MAR 2023  
Start Time 9:00

Round Robin Session 9 - Sheet B

## Game Results

Sheet	Game	Team	LSFE	1	2	3	4	5	6	7	8	9	10	Extra Ends	Total
B	5	DEN - Denmark		0	0	2	0	0	1	0	1	0	1		5
	6	ITA - Italy	*	0	1	0	0	2	0	2	0	2	0		7

DEN - Denmark		Shot Success	Game	All
4 S	DUPONT Madeleine	83%		74%
3 V	HALSE Mathilde	85%		69%
2	DUPONT Denise	80%		74%
1	LARSEN My	83%		85%
A	LANDER Jasmin	-		-
Team Total		83%		76%

ITA - Italy		Shot Success	Game	All
4 S	CONSTANTINI Stefania	88%		79%
3 V	LO DESERTO Marta	76%		79%
2	ROMEI Angela	76%		80%
1	ZARDINI LACEDELLI Giulia	94%		90%
A	GILBERTI Camilla	-		-
Team Total		84%		82%

Last Stone Draw		Distance
☺	DUPONT Madeleine	23.5cm
☹	HALSE Mathilde	109.2cm
<b>Total</b>		<b>132.7cm</b>

Last Stone Draw		Distance
☺	LO DESERTO Marta	3.4cm
☹	ROMEI Angela	7.4cm
<b>Total</b>		<b>10.8cm</b>

Time remaining: 6 minutes 21 seconds

Time remaining: 1 minute 4 seconds

Time-out: End 6 - ITA stone 5

## Shot Success Analysis

DEN - Denmark		☺	☹	Game
4	DUPONT Madeleine	Draws 3 83%	6 83%	9 83%
		Take-outs 4 69%	6 92%	10 83%
		Total 7 75%	12 88%	19 83%
3	HALSE Mathilde	Draws 0 -	4 88%	4 88%
		Take-outs 7 82%	9 86%	16 84%
		Total 7 82%	13 87%	20 85%
2	DUPONT Denise	Draws 5 95%	4 63%	9 81%
		Take-outs 5 85%	6 75%	11 80%
		Total 10 90%	10 70%	20 80%
1	LARSEN My	Draws 12 94%	3 58%	15 87%
		Take-outs 4 75%	1 50%	5 70%
		Total 16 89%	4 56%	20 83%
A	LANDER Jasmin	Draws 0 -	0 -	0 -
		Take-outs 0 -	0 -	0 -
		Total 0 -	0 -	0 -
Team		Draws 20 93%	17 75%	37 84%
		Take-outs 20 79%	22 83%	42 81%
		Total 40 86%	39 79%	79 83%

ITA - Italy		☺	☹	Game
4	CONSTANTINI Stefania	Draws 4 75%	2 100%	6 83%
		Take-outs 3 100%	11 86%	14 89%
		Total 7 86%	13 88%	20 88%
3	LO DESERTO Marta	Draws 1 100%	2 38%	3 58%
		Take-outs 7 64%	10 90%	17 79%
		Total 8 69%	12 81%	20 76%
2	ROMEI Angela	Draws 3 33%	5 70%	8 56%
		Take-outs 2 100%	9 89%	11 91%
		Total 5 60%	14 82%	19 76%
1	ZARDINI LACEDELLI Giulia	Draws 5 85%	11 98%	16 94%
		Take-outs 2 88%	2 100%	4 94%
		Total 7 86%	13 98%	20 94%
A	GILBERTI Camilla	Draws 0 -	0 -	0 -
		Take-outs 0 -	0 -	0 -
		Total 0 -	0 -	0 -
Team		Draws 13 71%	20 85%	33 80%
		Take-outs 14 80%	32 89%	46 86%
		Total 27 76%	52 88%	79 84%

**Note:**  
Position and function for each team member:  
4 = Fourth, 3 = Third, 2 = Second, 1 = Lead, A = Alternate, S = Skip, V = Vice-Skip

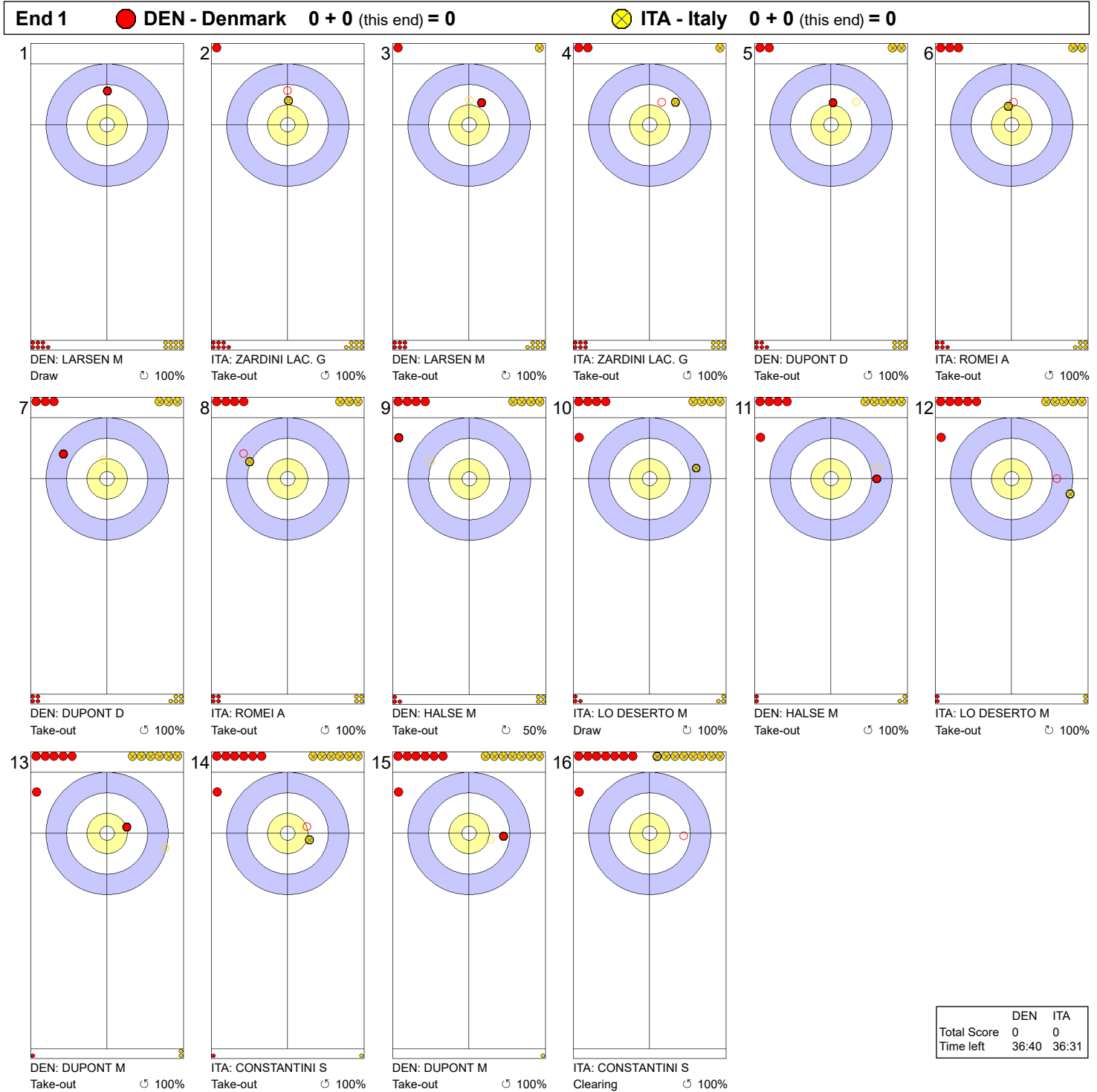
**Legend:**  
☺ Clockwise      ☹ Counter-clockwise      LSFE(\*) Last Stone First End





**TUE 21 MAR 2023**  
 Start Time 9:00

**Round Robin Session 9 - Sheet B**

**Game - Shot by Shot**

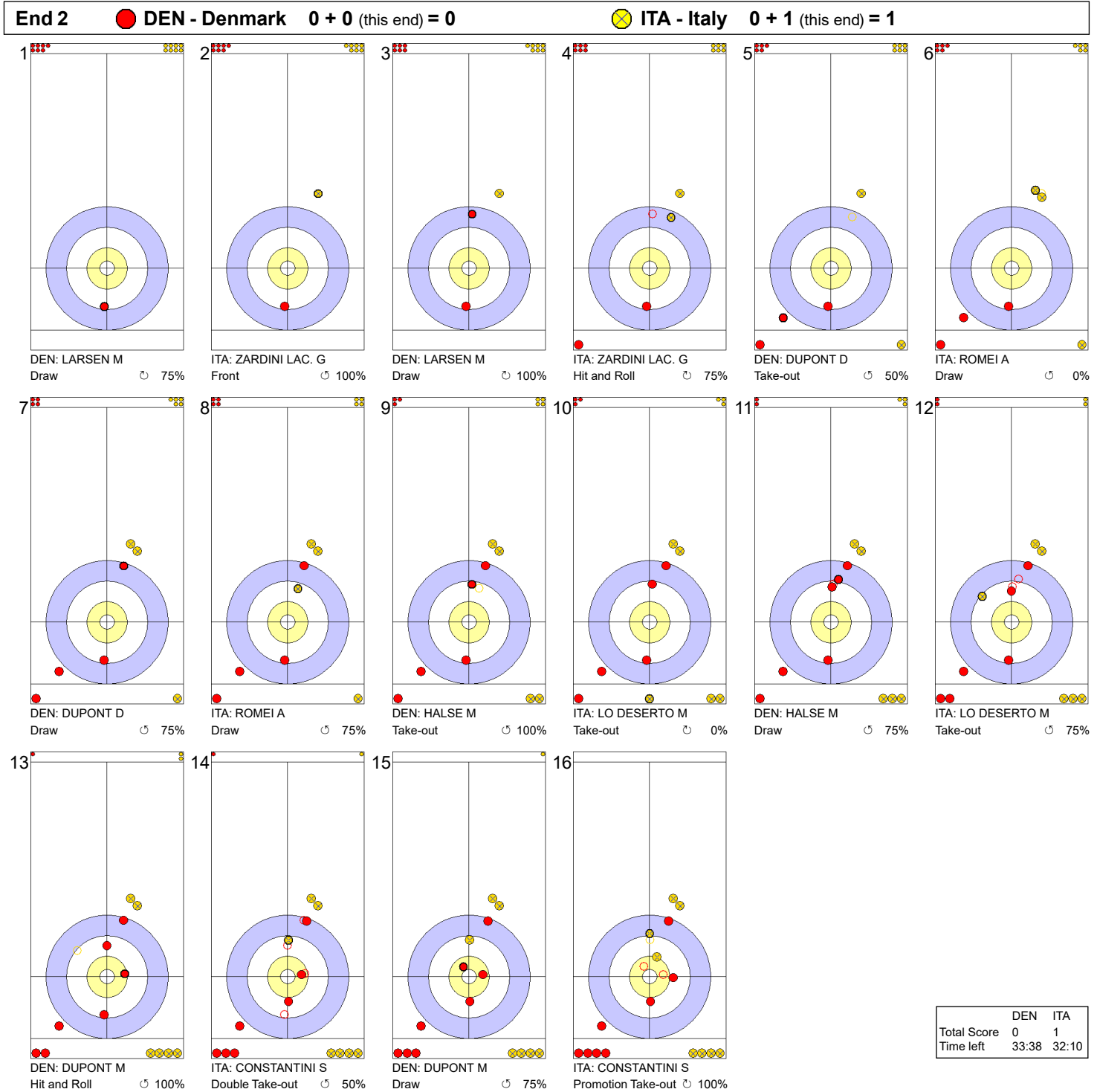


**Legend:**  
 Clockwise     
  Counter-clockwise     
 - Not considered

**TUE 21 MAR 2023**  
 Start Time 9:00

**Round Robin Session 9 - Sheet B**

**Game - Shot by Shot**




**Legend:**  
 ⤵ Clockwise      ⤴ Counter-clockwise      - Not considered

**TUE 21 MAR 2023**  
 Start Time 9:00

**Round Robin Session 9 - Sheet B**

**Game - Shot by Shot**

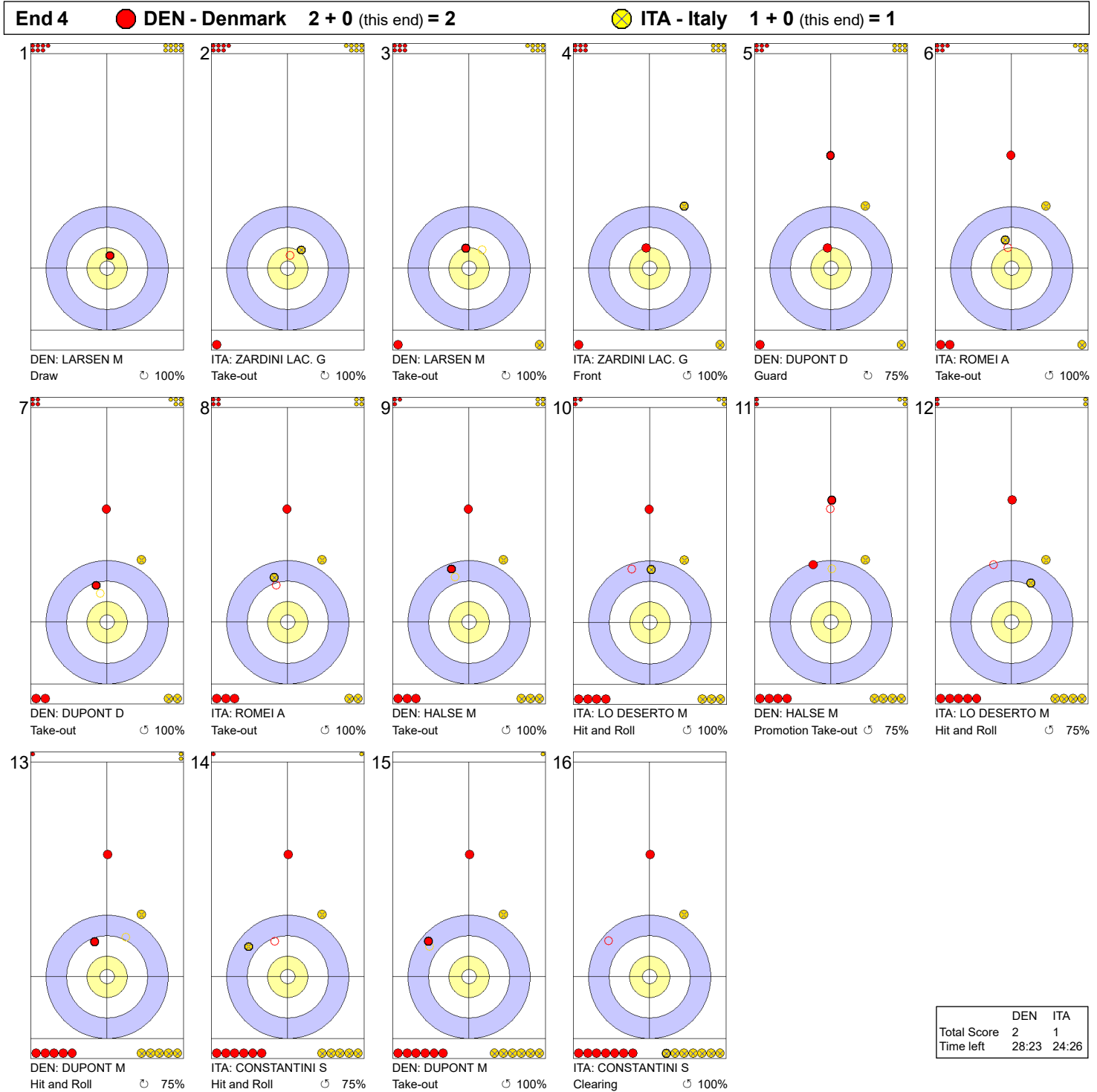


**Legend:**  
 ↻ Clockwise      ↺ Counter-clockwise      - Not considered

**TUE 21 MAR 2023**
  
**Start Time 9:00**

**Round Robin Session 9 - Sheet B**

**Game - Shot by Shot**

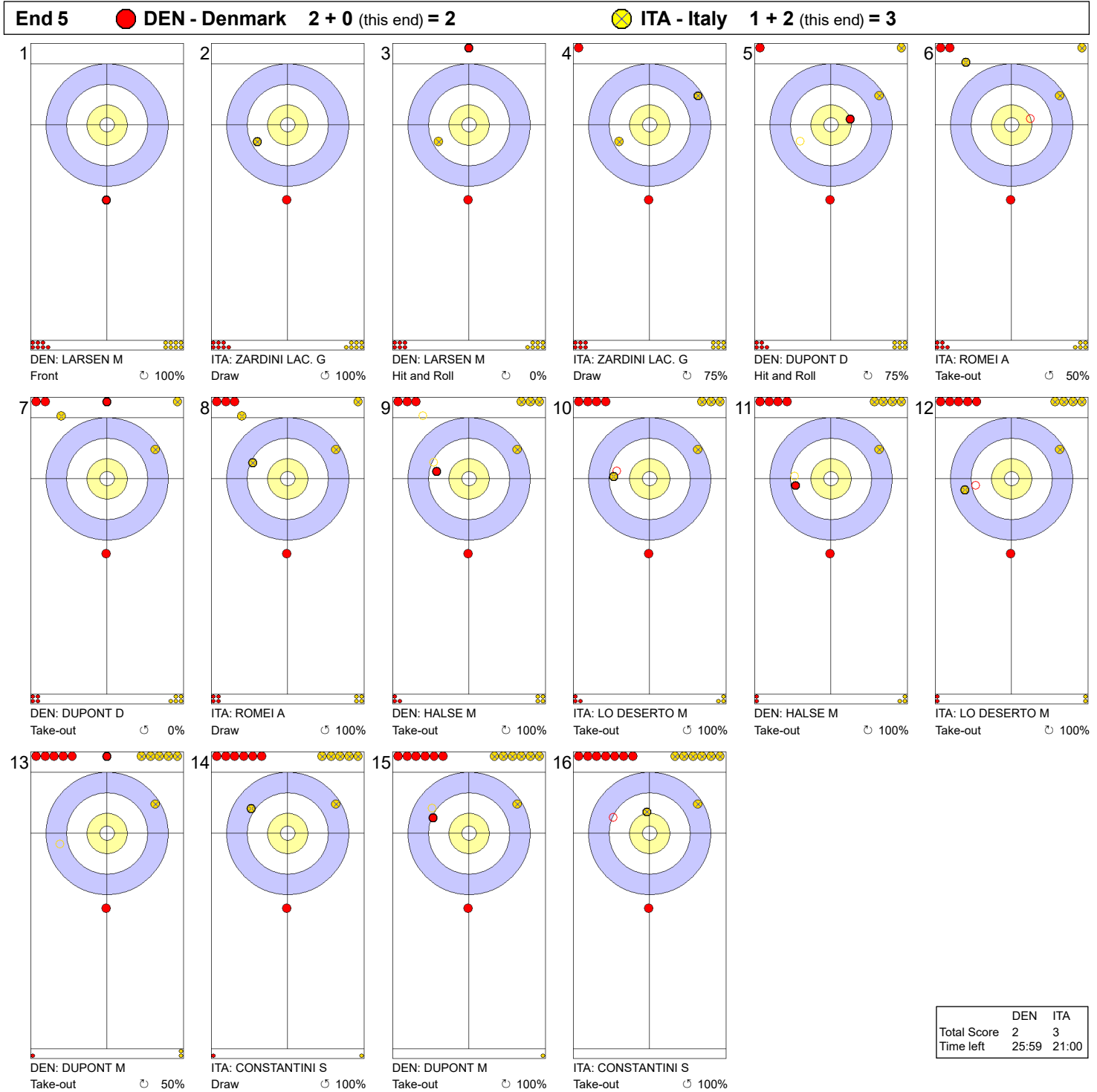


**Legend:**
  
 ↻ Clockwise                      ↺ Counter-clockwise                      - Not considered

**TUE 21 MAR 2023**  
 Start Time 9:00

**Round Robin Session 9 - Sheet B**

**Game - Shot by Shot**

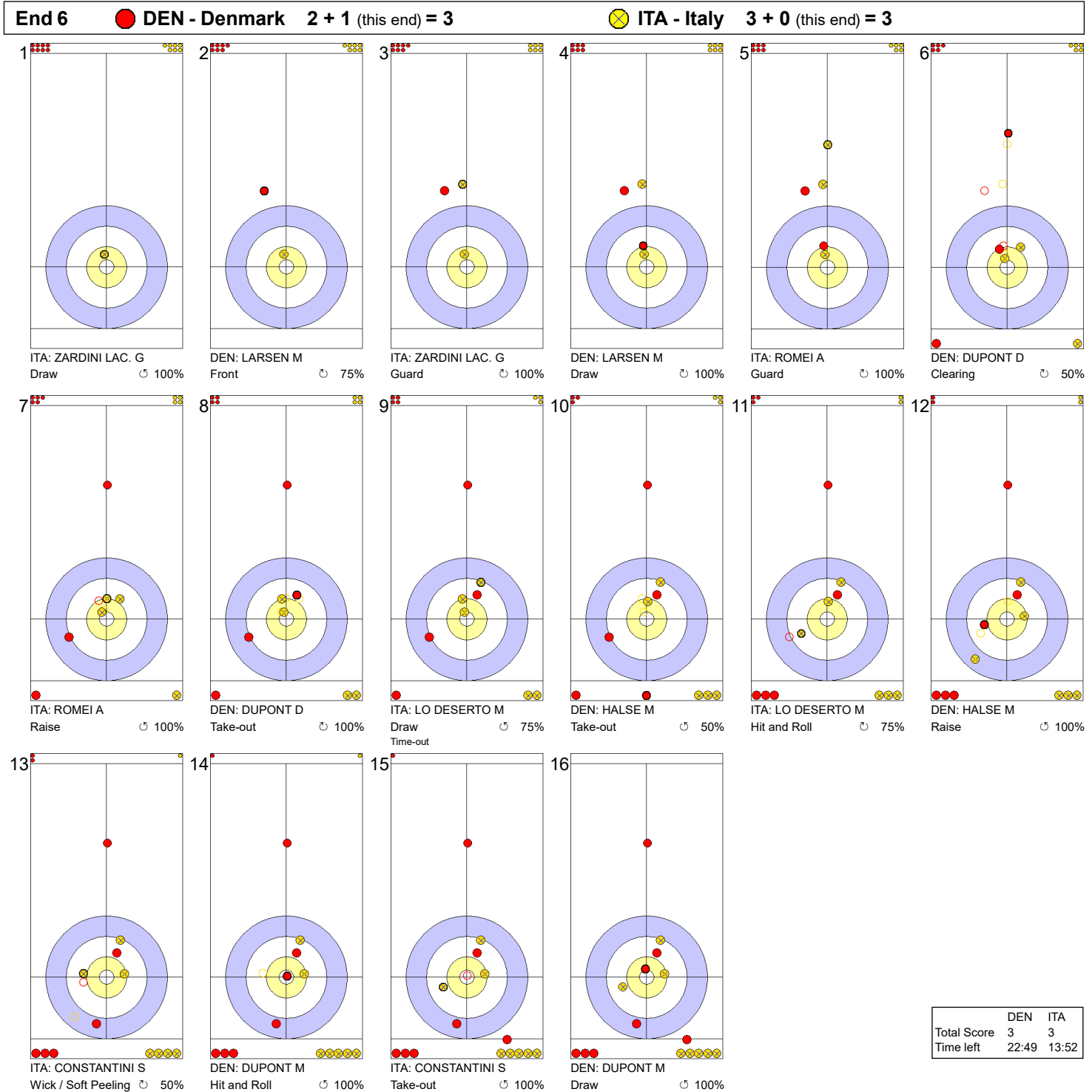


**Legend:**  
 ↻ Clockwise                      ↺ Counter-clockwise                      - Not considered

**TUE 21 MAR 2023**  
 Start Time 9:00

**Round Robin Session 9 - Sheet B**

**Game - Shot by Shot**

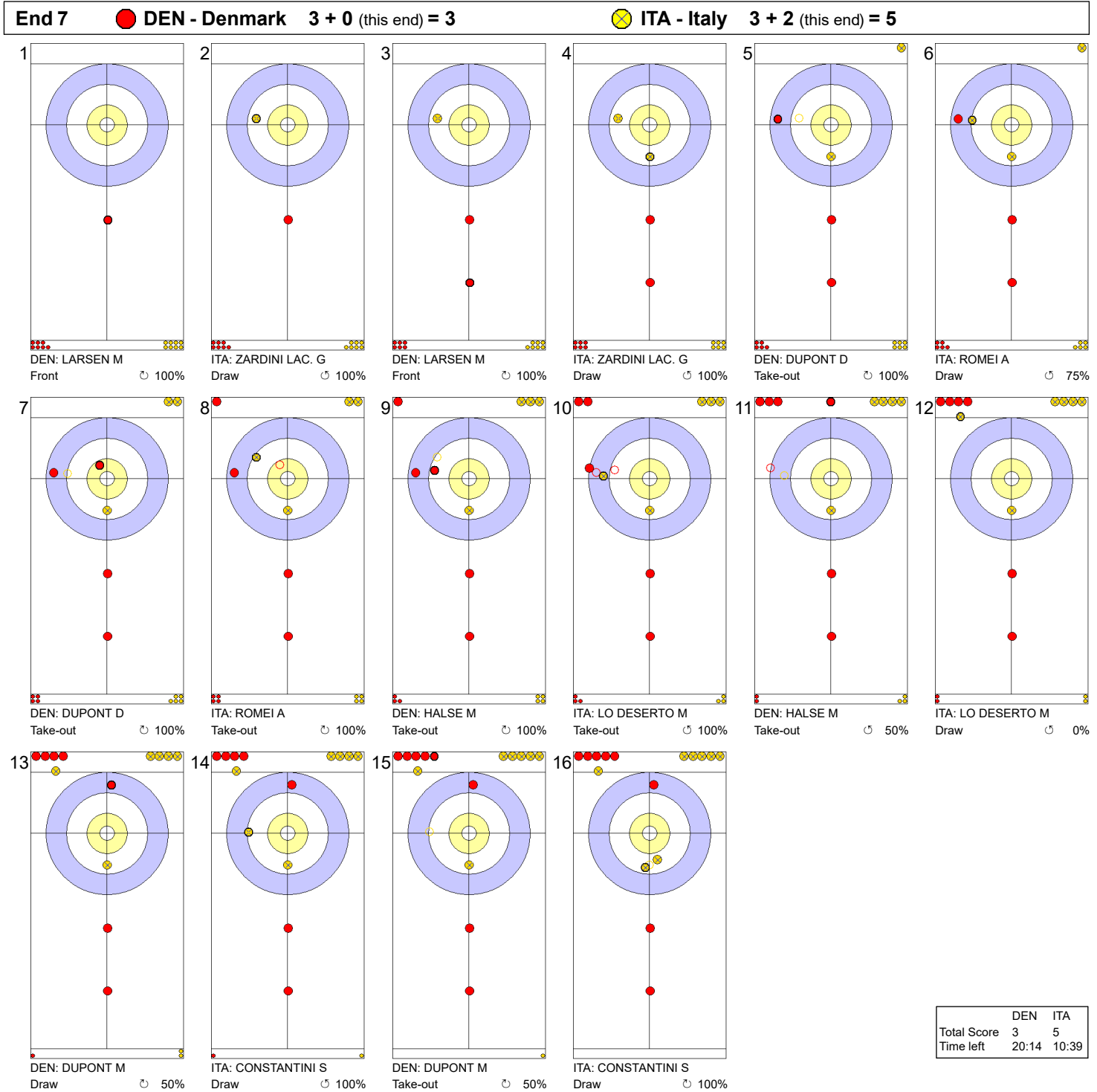


**Legend:**  
 ↻ Clockwise      ↺ Counter-clockwise      - Not considered

**TUE 21 MAR 2023**  
 Start Time 9:00

**Round Robin Session 9 - Sheet B**

**Game - Shot by Shot**

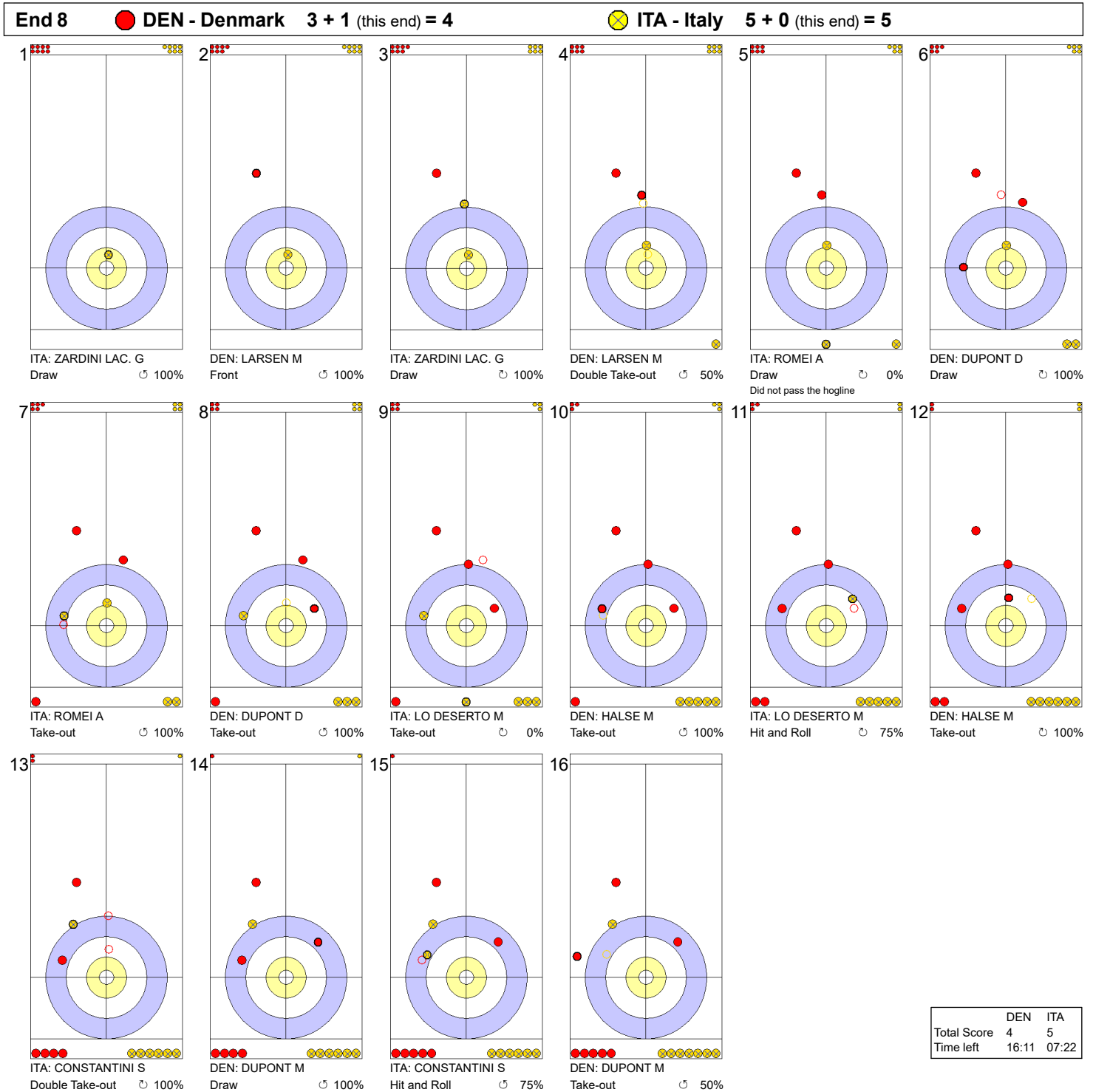




**Legend:**  
 ↻ Clockwise      ↺ Counter-clockwise      - Not considered

**TUE 21 MAR 2023**  
 Start Time 9:00

**Round Robin Session 9 - Sheet B**

**Game - Shot by Shot**




**Legend:**  
 Clockwise     
  Counter-clockwise     
 - Not considered



TUE 21 MAR 2023  
Start Time 9:00

Round Robin Session 9 - Sheet B

Game - Shot by Shot

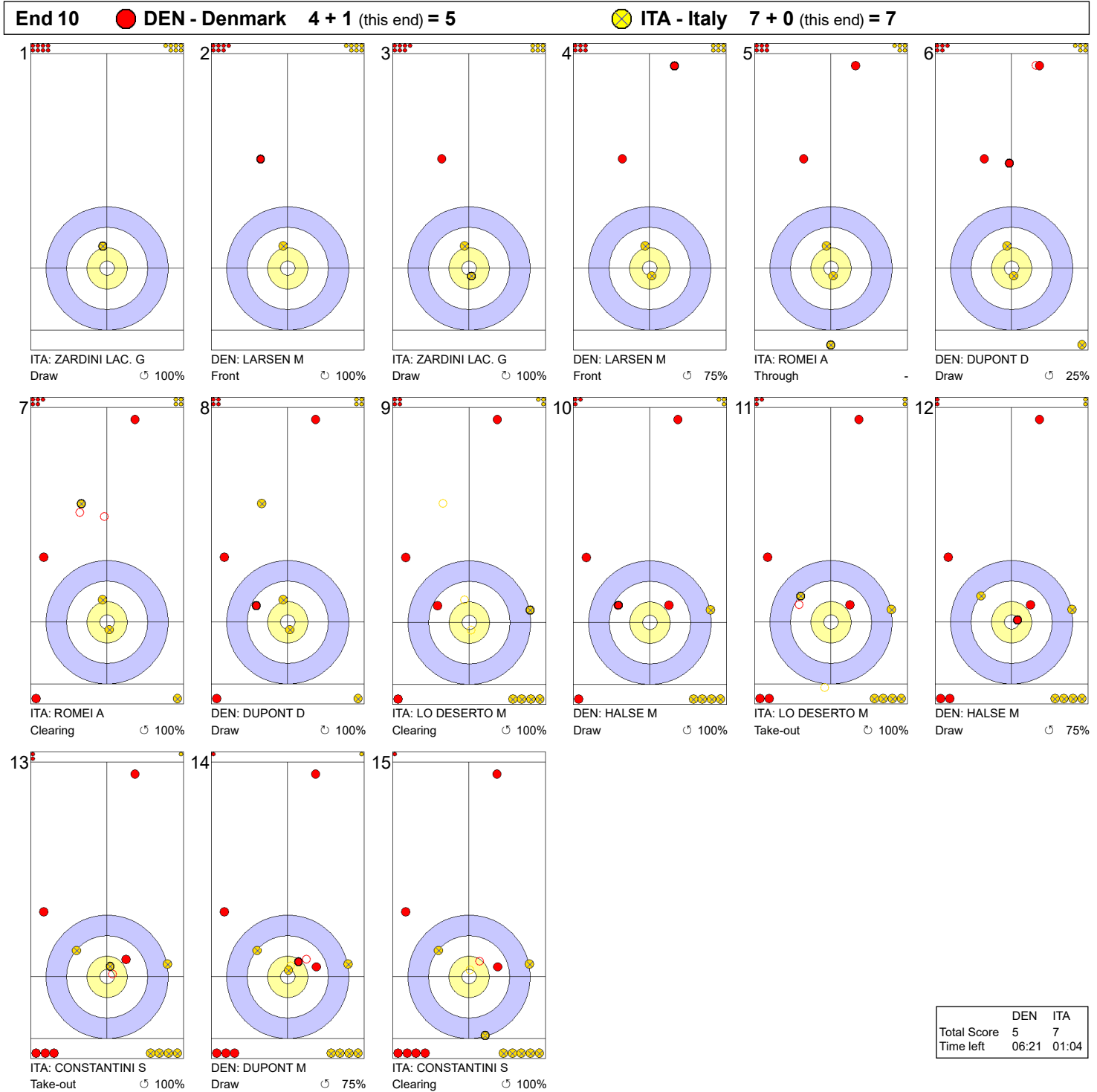


**Legend:**  
 ↻ Clockwise      ↺ Counter-clockwise      - Not considered

**TUE 21 MAR 2023**  
 Start Time 9:00

**Round Robin Session 9 - Sheet B**

**Game - Shot by Shot**



**Legend:**  
 ↻ Clockwise      ↺ Counter-clockwise      - Not considered

TUE 21 MAR 2023  
Start Time 9:00

Round Robin Session 9 - Sheet C

## Game Results

Sheet	Game	Team	LSFE	1	2	3	4	5	6	7	8	9	10	Extra Ends	Total
C	6	NZL - New Zealand		0	0	0	1	0	0	X	X	X	X		1
	6	USA - United States	*	1	1	1	0	3	1	X	X	X	X		7

NZL - New Zealand		Shot Success	Game	All
4 S	BECKER Bridget	52%		65%
3 V	THOMPSON Holly	85%		68%
2	THURLOW Natalie	75%		73%
1	KINNEY Ruby	54%		56%
A	SMITH Jessica	-		63%
Team Total		67%		66%

USA - United States		Shot Success	Game	All
4 S	PETERSON Tabitha	92%		79%
3 V	THIESSE Cory	90%		82%
2	HAMILTON Becca	88%		76%
1	PERSINGER Vicky	98%		92%
A	PETERSON Tara	-		86%
Team Total		92%		82%

Last Stone Draw		Distance
⌚	BECKER Bridget	18.2cm
⌚	THURLOW Natalie	68.8cm
<b>Total</b>		<b>87.0cm</b>

Last Stone Draw		Distance
⌚	HAMILTON Becca	21.2cm
⌚	THIESSE Cory	16.8cm
<b>Total</b>		<b>38.0cm</b>

Time remaining: 16 minutes 28 seconds

Time remaining: 12 minutes 31 seconds

## Shot Success Analysis

NZL - New Zealand		⌚	⌚	Game	
4	BECKER Bridget	Draws	2 50%	5 60%	7 57%
		Take-outs	4 31%	1 100%	5 45%
		Total	6 38%	6 67%	12 52%
3	THOMPSON Holly	Draws	1 100%	6 83%	7 86%
		Take-outs	1 100%	4 81%	5 85%
		Total	2 100%	10 83%	12 85%
2	THURLOW Natalie	Draws	2 63%	5 85%	7 79%
		Take-outs	1 50%	4 75%	5 70%
		Total	3 58%	9 81%	12 75%
1	KINNEY Ruby	Draws	5 70%	4 63%	9 67%
		Take-outs	1 0%	2 25%	3 17%
		Total	6 58%	6 50%	12 54%
A	SMITH Jessica	Draws	0 -	0 -	0 -
		Take-outs	0 -	0 -	0 -
		Total	0 -	0 -	0 -
Team		Draws	10 68%	20 74%	30 72%
		Take-outs	7 39%	11 70%	18 58%
		Total	17 56%	31 73%	48 67%

USA - United States		⌚	⌚	Game	
4	PETERSON Tabitha	Draws	2 100%	3 100%	5 100%
		Take-outs	3 100%	4 75%	7 86%
		Total	5 100%	7 86%	12 92%
3	THIESSE Cory	Draws	1 100%	2 75%	3 83%
		Take-outs	4 94%	5 90%	9 92%
		Total	5 95%	7 86%	12 90%
2	HAMILTON Becca	Draws	6 88%	0 -	6 88%
		Take-outs	5 90%	1 75%	6 88%
		Total	11 89%	1 75%	12 88%
1	PERSINGER Vicky	Draws	8 97%	3 100%	11 98%
		Take-outs	1 100%	0 -	1 100%
		Total	9 97%	3 100%	12 98%
A	PETERSON Tara	Draws	0 -	0 -	0 -
		Take-outs	0 -	0 -	0 -
		Total	0 -	0 -	0 -
Team		Draws	17 94%	8 94%	25 94%
		Take-outs	13 94%	10 83%	23 89%
		Total	30 94%	18 88%	48 92%

**Note:**  
Position and function for each team member:  
4 = Fourth, 3 = Third, 2 = Second, 1 = Lead, A = Alternate, S = Skip, V = Vice-Skip

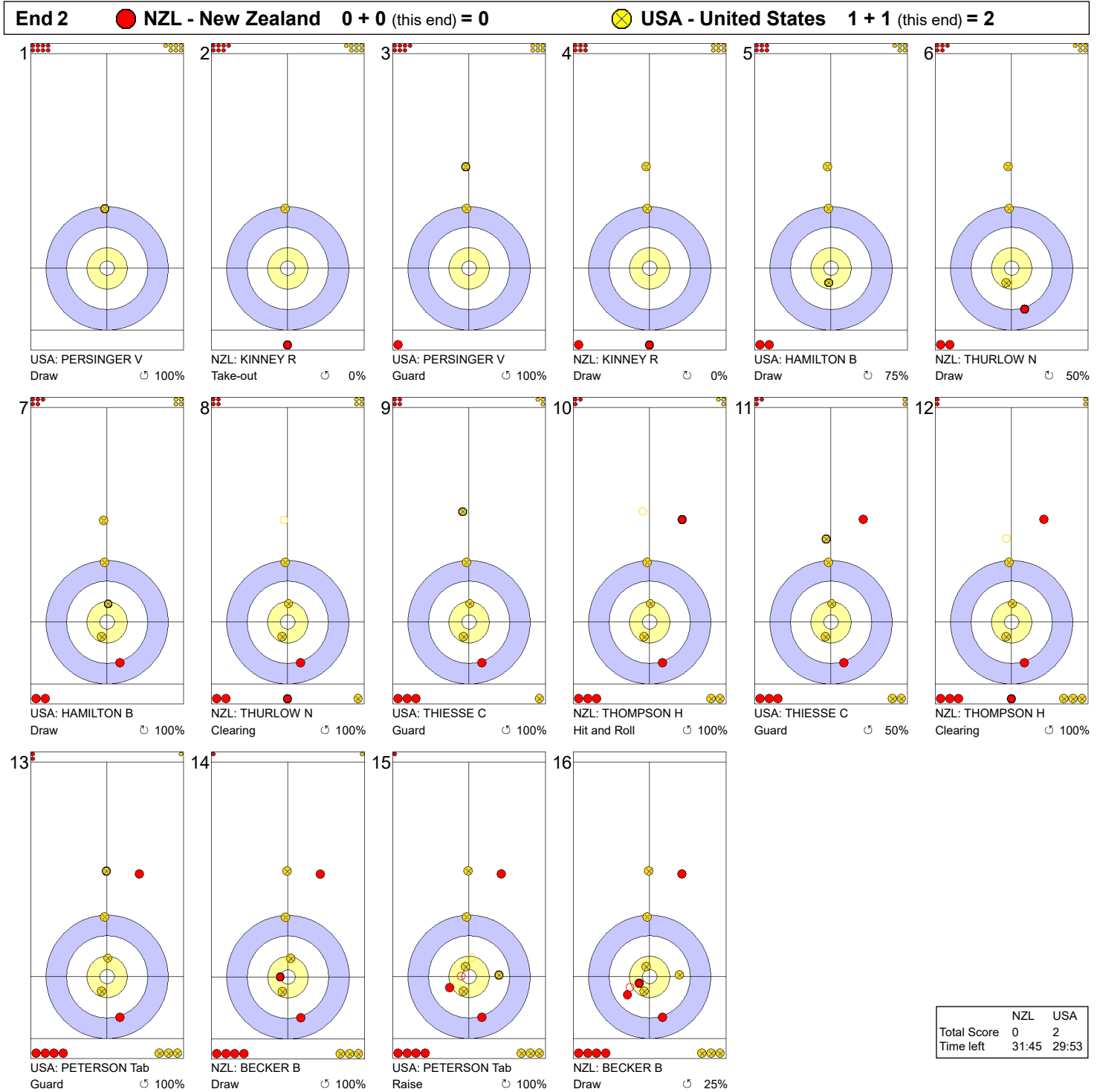
**Legend:**  
⌚ Clockwise      ⌚ Counter-clockwise      LSFE(\*) Last Stone First End  
X Unplayed/unfinished end due to concession



**TUE 21 MAR 2023**  
 Start Time 9:00

**Round Robin Session 9 - Sheet C**

**Game - Shot by Shot**




**Legend:**  
 ↻ Clockwise      ↻ Counter-clockwise      - Not considered

**TUE 21 MAR 2023**  
 Start Time 9:00

**Round Robin Session 9 - Sheet C**

**Game - Shot by Shot**

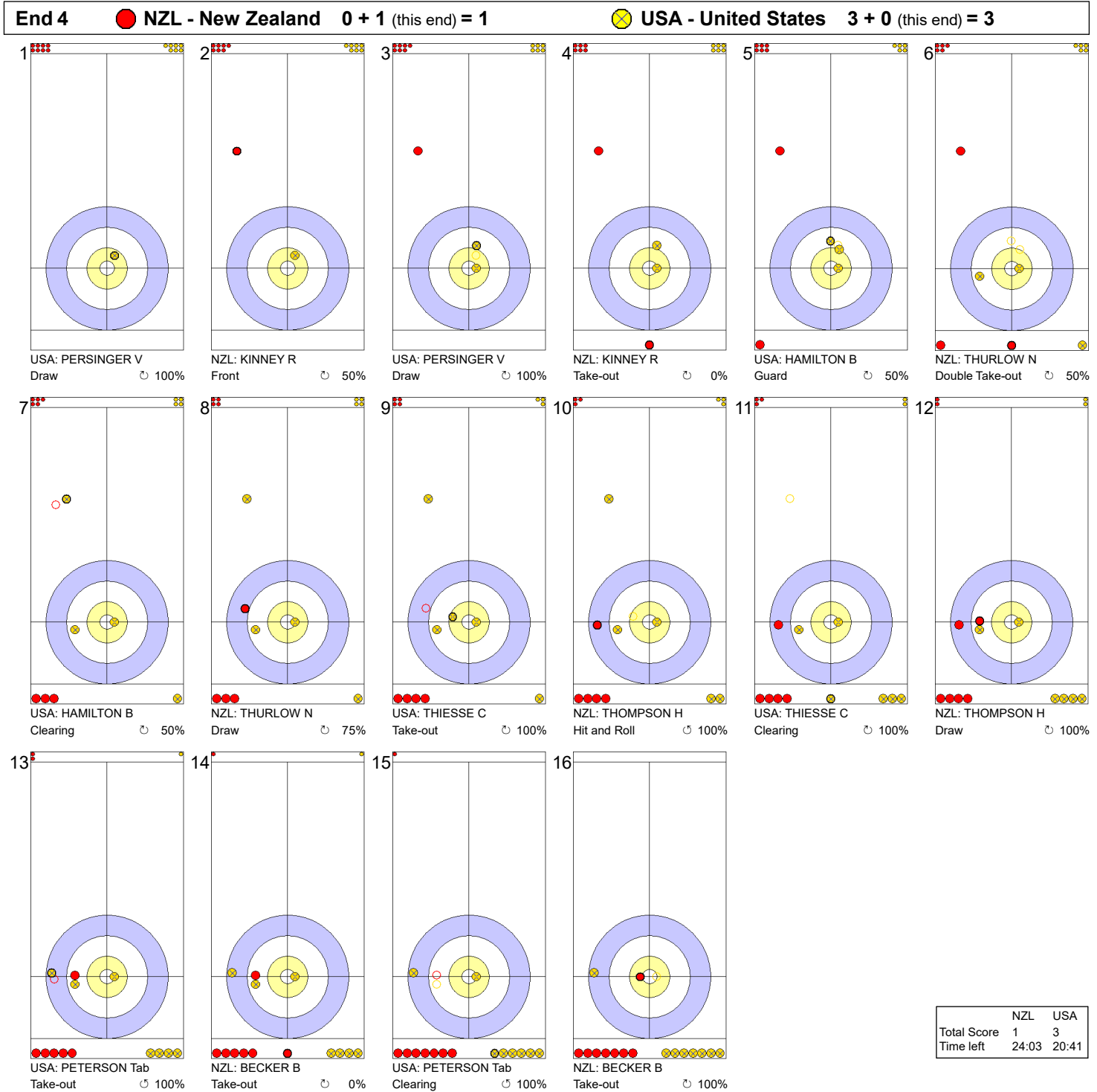


**Legend:**  
 ↻ Clockwise                      ↺ Counter-clockwise                      - Not considered

**TUE 21 MAR 2023**  
 Start Time 9:00

**Round Robin Session 9 - Sheet C**

**Game - Shot by Shot**



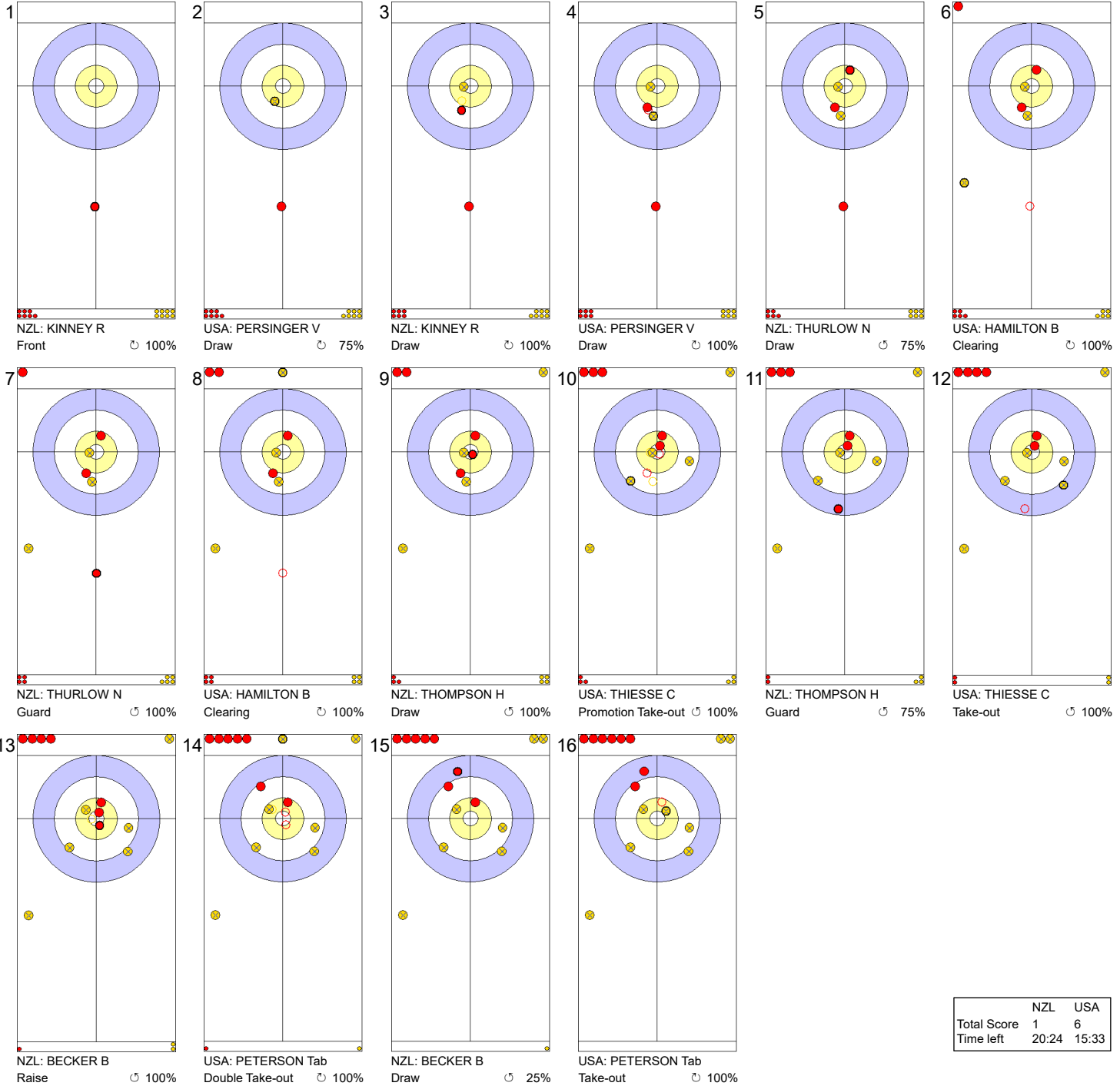
**Legend:**  
 ↻ Clockwise      ↺ Counter-clockwise      - Not considered

**TUE 21 MAR 2023**  
 Start Time 9:00

**Round Robin Session 9 - Sheet C**

**Game - Shot by Shot**

**End 5**    ● **NZL - New Zealand** 1 + 0 (this end) = 1    ● **USA - United States** 3 + 3 (this end) = 6



	NZL	USA
Total Score	1	6
Time left	20:24	15:33

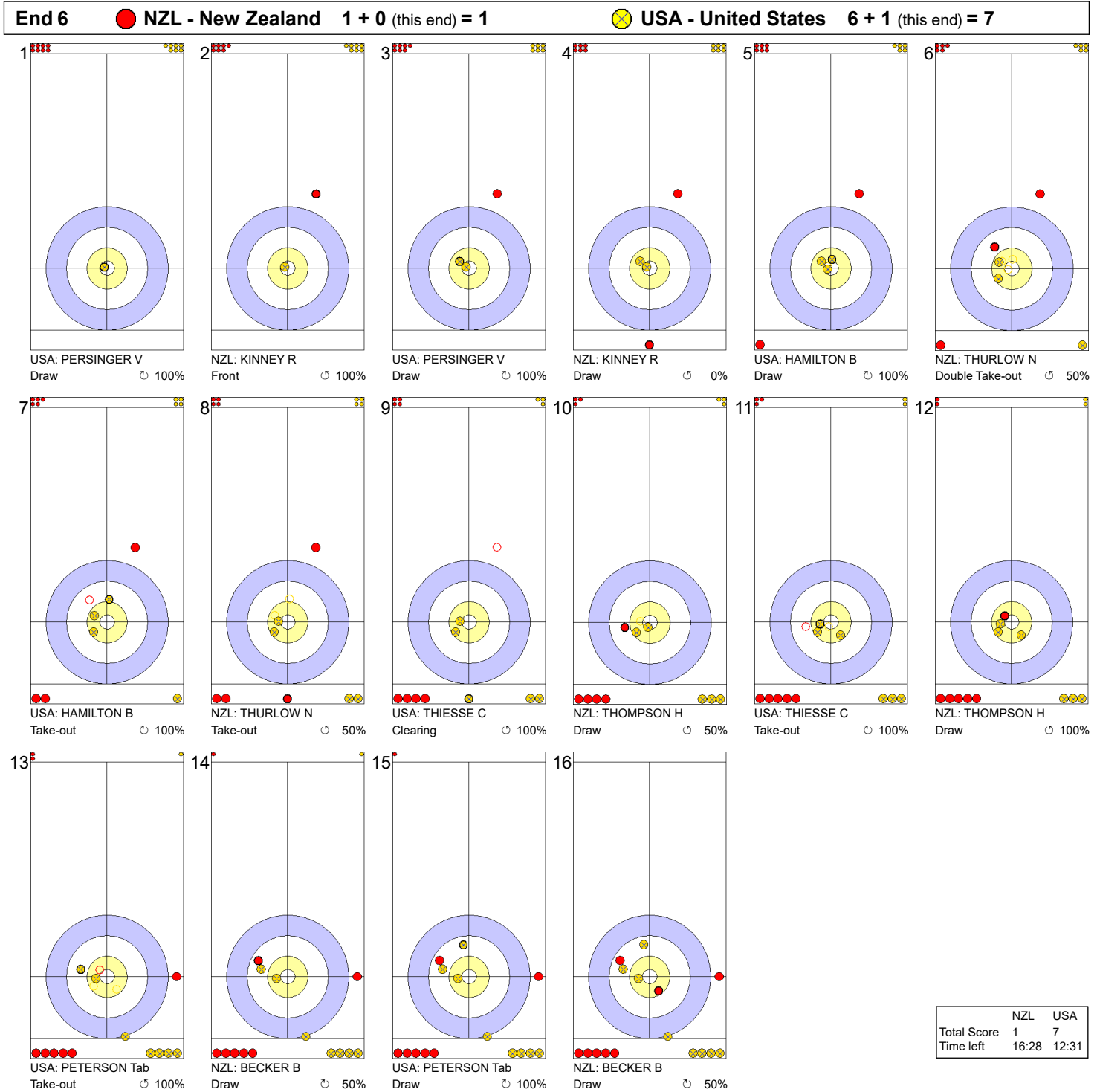
**Legend:**  
 ↻ Clockwise      ↺ Counter-clockwise      - Not considered



**TUE 21 MAR 2023**  
 Start Time 9:00

**Round Robin Session 9 - Sheet C**

**Game - Shot by Shot**



**Legend:**  
 ↻ Clockwise      ↺ Counter-clockwise      - Not considered

TUE 21 MAR 2023  
Start Time 9:00

Round Robin Session 9 - Sheet D

## Game Results

Sheet	Game	Team	LSFE	1	2	3	4	5	6	7	8	9	10	Extra Ends	Total
D	5	GER - Germany	*	0	0	0	1	0	2	1	0	5	X		9
	5	SWE - Sweden		0	1	0	0	1	0	0	1	0	X		3

GER - Germany		Shot Success	Game	All
4 S	JENTSCH Daniela	68%	69%	
3 V	ABBES Emira	85%	76%	
2	SCHOELL Pia-Lisa	68%	68%	
1	JENTSCH Analena	67%	78%	
A	KAPP Lena	-	77%	
Team Total		72%	75%	

SWE - Sweden		Shot Success	Game	All
4 S	HASSELBORG Anna	53%	71%	
3 V	McMANUS Sara	64%	74%	
2	KNOCHENHAUER Agnes	78%	80%	
1	MABERGS Sofia	88%	84%	
A	HELDIN Johanna	-	-	
Team Total		70%	77%	

Last Stone Draw		Distance
⌚	JENTSCH Analena	29.1cm
⌚	SCHOELL Pia-Lisa	34.3cm
<b>Total</b>		<b>63.4cm</b>

Last Stone Draw		Distance
⌚	HASSELBORG Anna	9.2cm
⌚	MABERGS Sofia	149.2cm
<b>Total</b>		<b>158.4cm</b>

Time remaining: 5 minutes 51 seconds

Time-out: End 8 - GER stone 8

Time remaining: 2 minutes 21 seconds

Time-out: End 7 - SWE stone 6

## Shot Success Analysis

GER - Germany		⌚	⌚	Game	
4	JENTSCH Daniela	Draws	4 69%	9 56%	13 60%
		Take-outs	2 100%	3 83%	5 90%
		Total	6 79%	12 63%	18 68%
3	ABBES Emira	Draws	2 100%	8 84%	10 88%
		Take-outs	3 83%	5 80%	8 81%
		Total	5 90%	13 83%	18 85%
2	SCHOELL Pia-Lisa	Draws	5 60%	7 68%	12 65%
		Take-outs	1 75%	4 75%	5 75%
		Total	6 63%	11 70%	17 68%
1	JENTSCH Analena	Draws	4 56%	10 60%	14 59%
		Take-outs	1 100%	3 92%	4 94%
		Total	5 65%	13 67%	18 67%
A	KAPP Lena	Draws	0 -	0 -	0 -
		Take-outs	0 -	0 -	0 -
		Total	0 -	0 -	0 -
Team		Draws	15 67%	34 66%	49 66%
		Take-outs	7 89%	15 82%	22 84%
		Total	22 74%	49 71%	71 72%

SWE - Sweden		⌚	⌚	Game	
4	HASSELBORG Anna	Draws	6 33%	7 46%	13 40%
		Take-outs	2 100%	3 75%	5 85%
		Total	8 50%	10 55%	18 53%
3	McMANUS Sara	Draws	4 38%	6 58%	10 50%
		Take-outs	3 75%	5 85%	8 81%
		Total	7 54%	11 70%	18 64%
2	KNOCHENHAUER Agnes	Draws	5 85%	5 80%	10 83%
		Take-outs	3 58%	5 80%	8 72%
		Total	8 75%	10 80%	18 78%
1	MABERGS Sofia	Draws	2 88%	13 87%	15 87%
		Take-outs	1 75%	2 100%	3 92%
		Total	3 83%	15 88%	18 88%
A	HELDIN Johanna	Draws	0 -	0 -	0 -
		Take-outs	0 -	0 -	0 -
		Total	0 -	0 -	0 -
Team		Draws	17 56%	31 71%	48 66%
		Take-outs	9 75%	15 83%	24 80%
		Total	26 63%	46 75%	72 70%

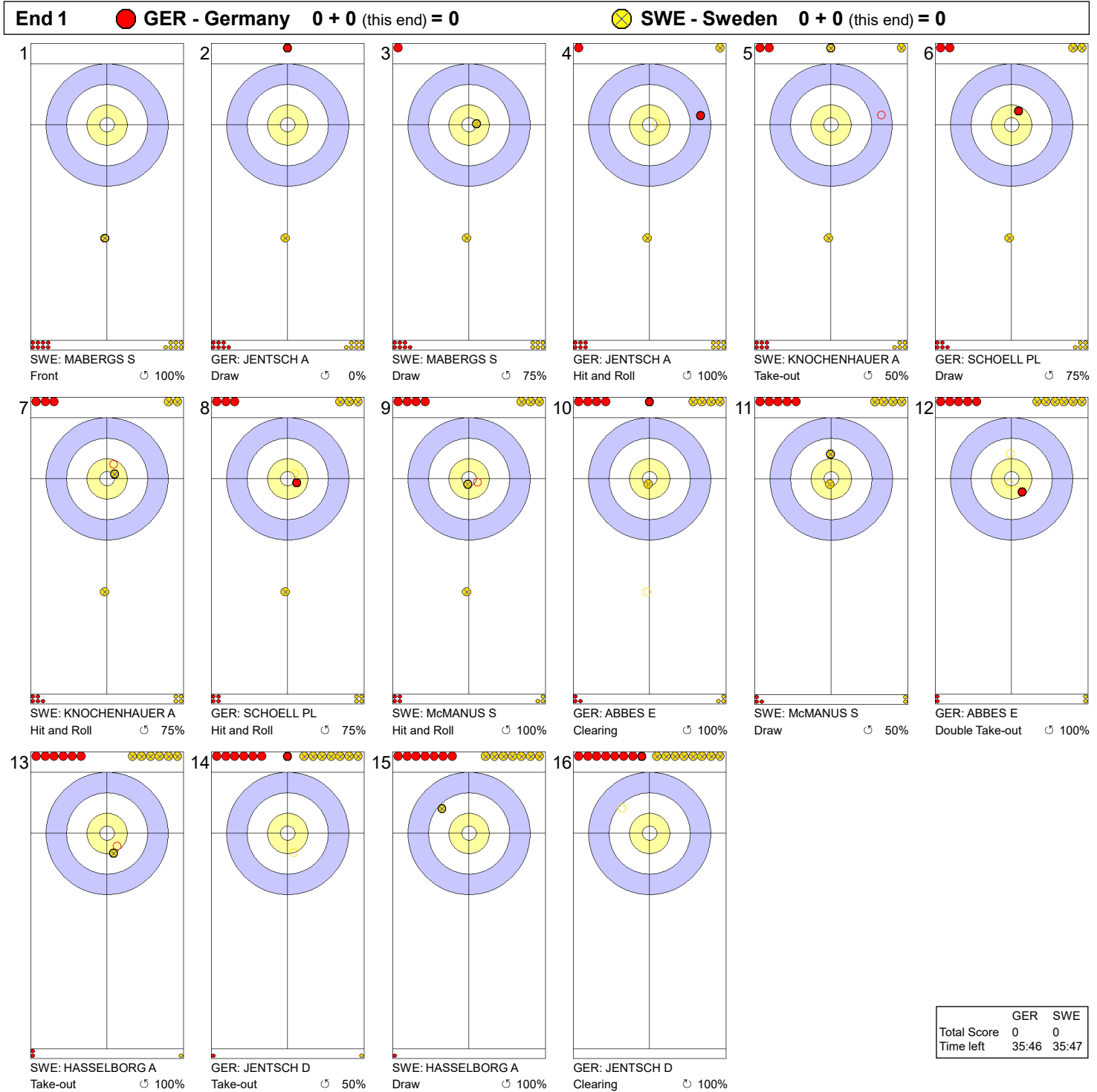
**Note:**  
Position and function for each team member:  
4 = Fourth, 3 = Third, 2 = Second, 1 = Lead, A = Alternate, S = Skip, V = Vice-Skip

**Legend:**  
⌚ Clockwise      ⌚ Counter-clockwise      LSFE(\*) Last Stone First End  
X Unplayed/unfinished end due to concession

**TUE 21 MAR 2023**  
 Start Time 9:00

**Round Robin Session 9 - Sheet D**

**Game - Shot by Shot**

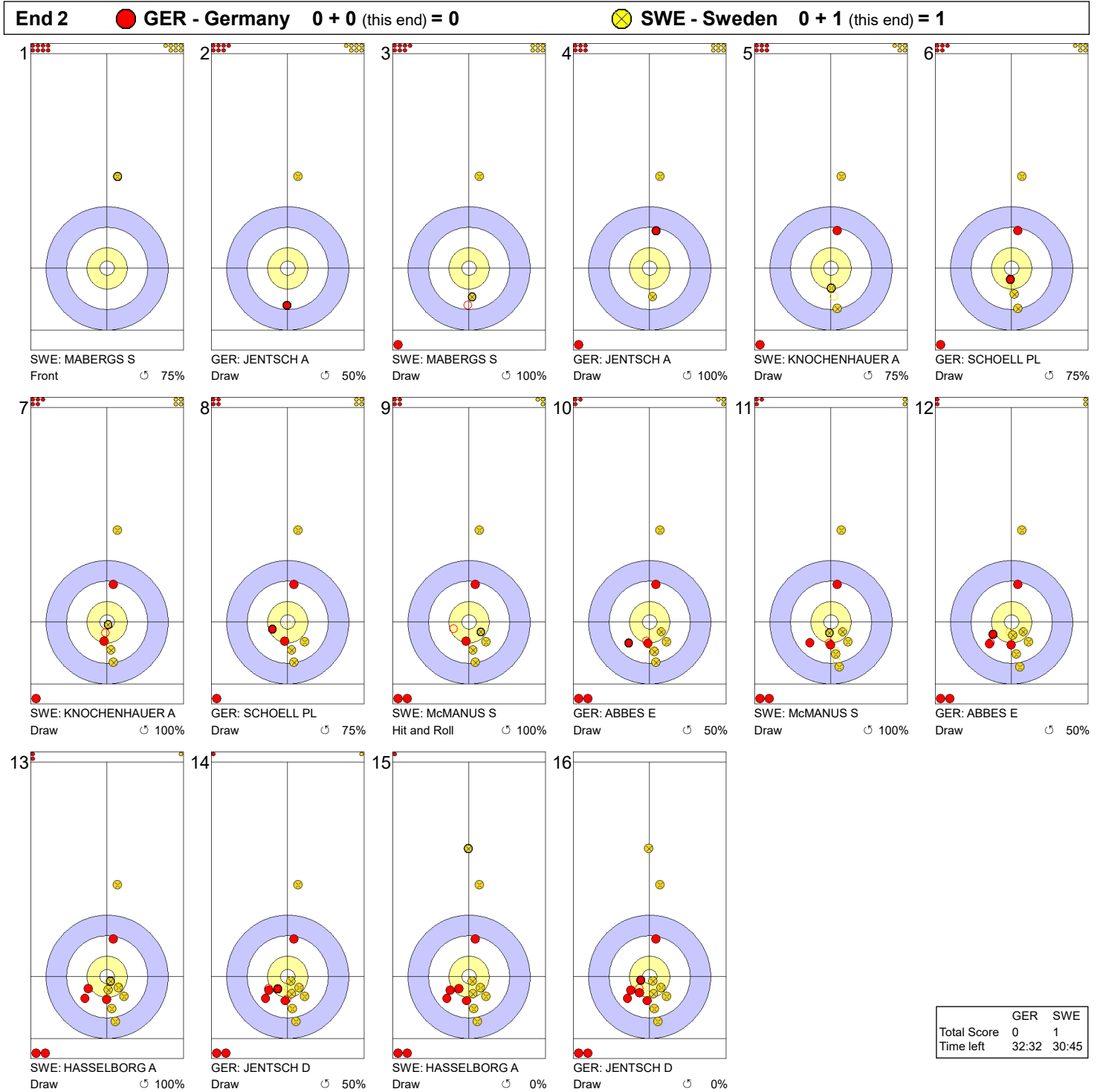


**Legend:**  
 ↻ Clockwise      ↺ Counter-clockwise      - Not considered

TUE 21 MAR 2023  
Start Time 9:00

Round Robin Session 9 - Sheet D

Game - Shot by Shot




**Legend:**  
 ↻ Clockwise      ↺ Counter-clockwise      - Not considered

**TUE 21 MAR 2023**  
 Start Time 9:00

**Round Robin Session 9 - Sheet D**

**Game - Shot by Shot**

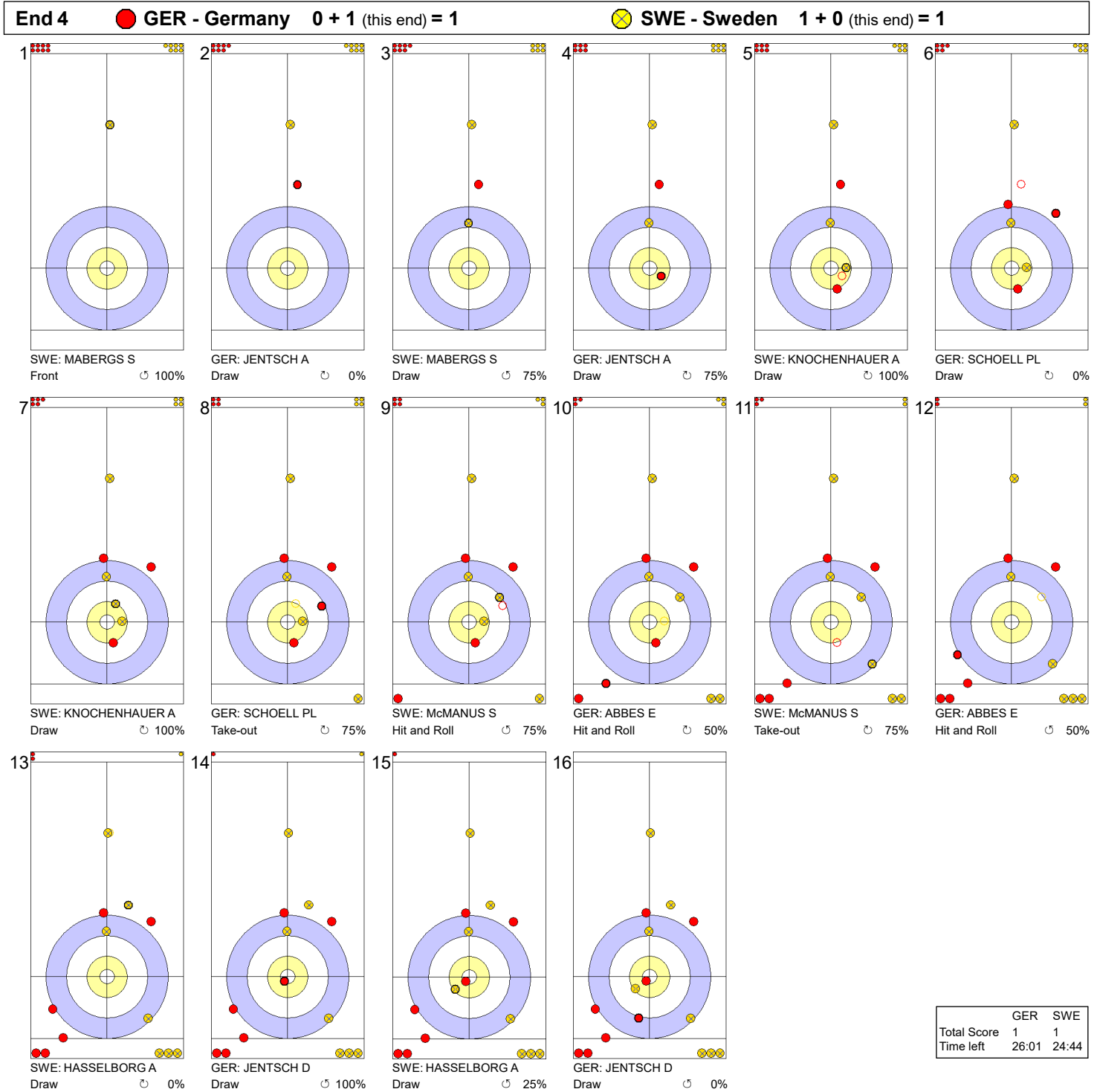


**Legend:**  
 ↻ Clockwise      ↺ Counter-clockwise      - Not considered

**TUE 21 MAR 2023**  
 Start Time 9:00

**Round Robin Session 9 - Sheet D**

**Game - Shot by Shot**

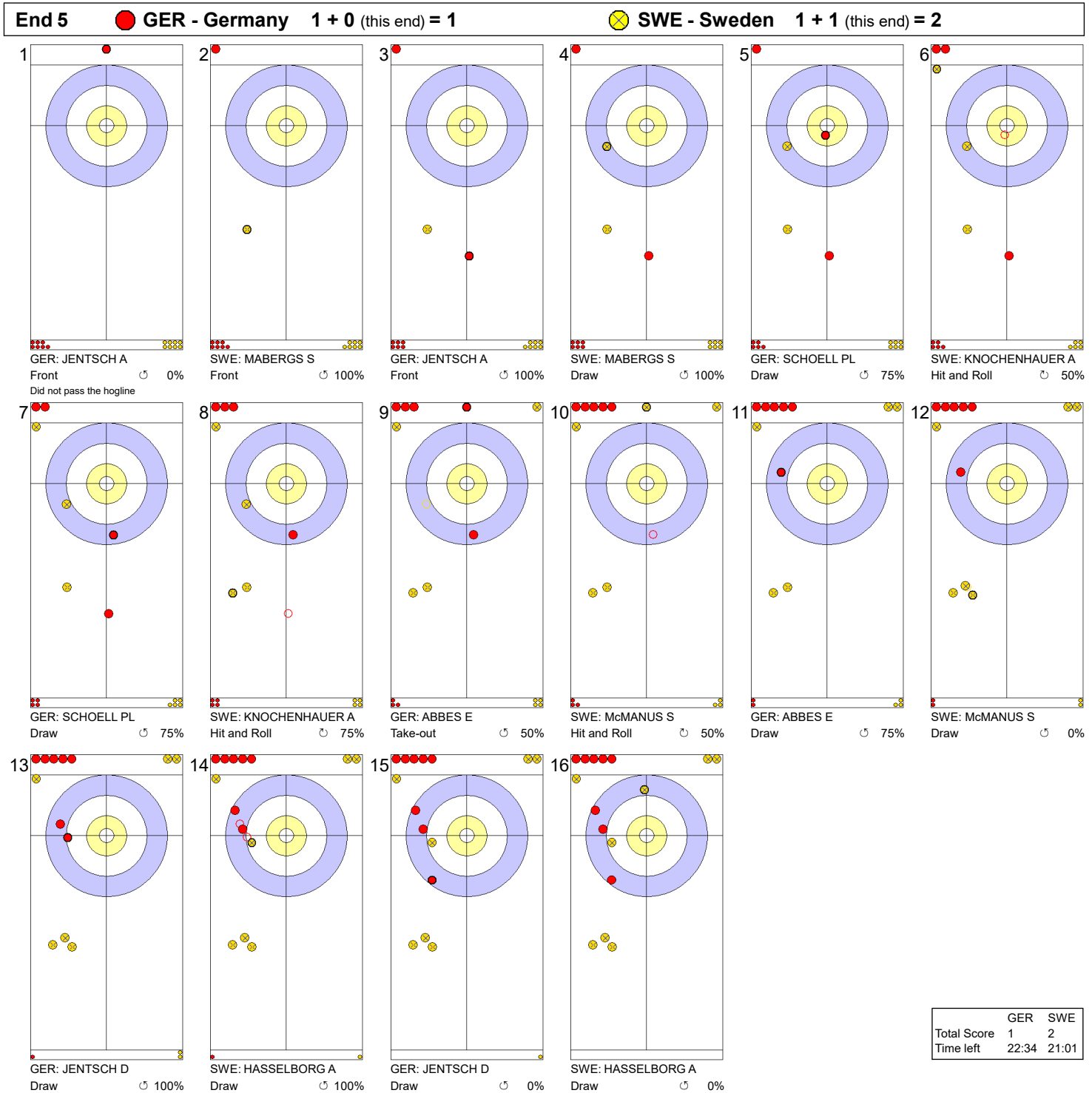




**Legend:**  
 ↻ Clockwise                      ↺ Counter-clockwise                      - Not considered

**TUE 21 MAR 2023**  
 Start Time 9:00

**Round Robin Session 9 - Sheet D**

**Game - Shot by Shot**

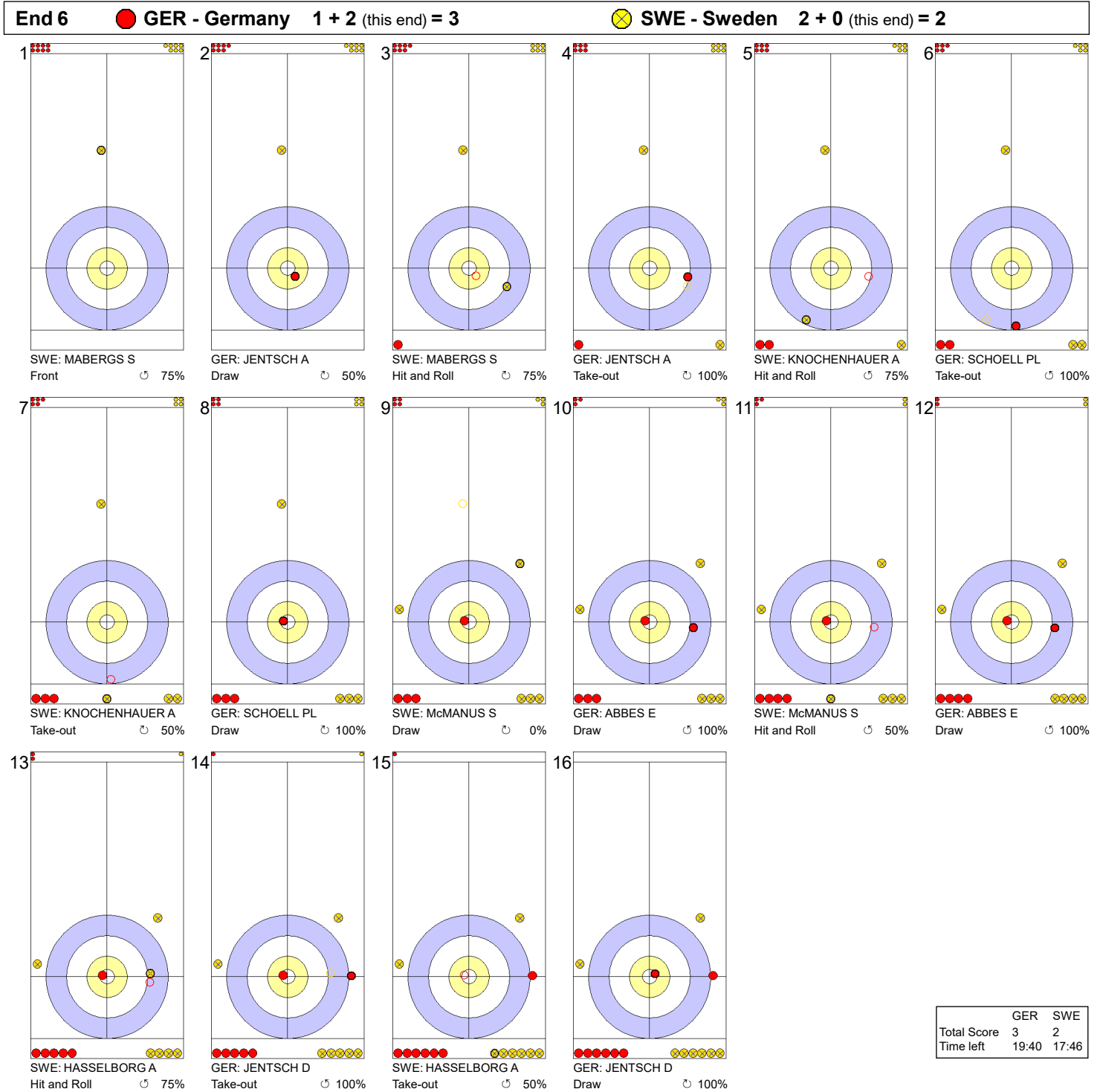


**Legend:**  
 Clockwise     
  Counter-clockwise     
 - Not considered

TUE 21 MAR 2023  
Start Time 9:00

Round Robin Session 9 - Sheet D

Game - Shot by Shot



**Legend:**  
 ↻ Clockwise      ↺ Counter-clockwise      - Not considered

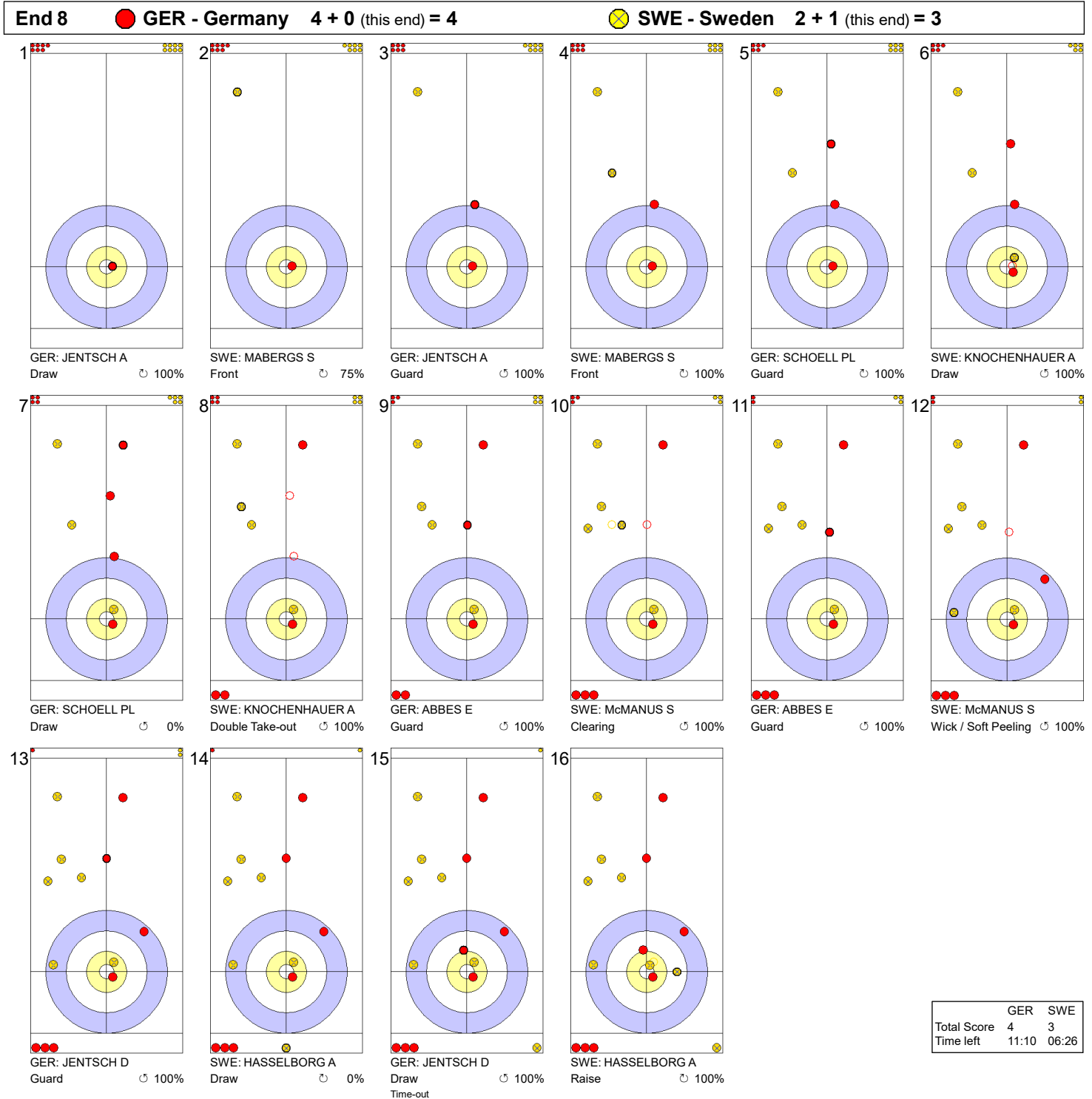




**TUE 21 MAR 2023**  
 Start Time 9:00

**Round Robin Session 9 - Sheet D**

**Game - Shot by Shot**



	GER	SWE
Total Score	4	3
Time left	11:10	06:26

**Legend:**  
 ⌚ Clockwise      ⌚ Counter-clockwise      - Not considered



## Session Results and Standings

Sheet	Game	Team	LSFE	1	2	3	4	5	6	7	8	9	10	Extra Ends	Total
A	5	ITA - Italy	*	0	2	0	0	0	1	2	0	0	0	1	6
	5	NZL - New Zealand		0	0	0	1	1	0	0	1	1	1	0	5
B	5	TUR - Türkiye		0	1	0	0	2	1	0	0	0	X		4
	5	USA - United States	*	2	0	3	1	0	0	0	2	3	X		11
C	5	JPN - Japan	*	0	0	1	0	1	1	3	1	3	X		10
	5	NOR - Norway		0	0	0	3	0	0	0	0	0	X		3
D	5	SCO - Scotland		0	4	0	0	1	0	0	0	2	1		8
	5	CAN - Canada	*	4	0	1	1	0	1	1	1	0	0		9

## Current Standings

Rank	Team	Games	Wins	Losses
1	SUI - Switzerland	5	5	0
2	CAN - Canada	5	4	1
3	ITA - Italy	5	3	2
3	JPN - Japan	5	3	2
3	KOR - Korea	5	3	2
3	NOR - Norway	5	3	2
7	DEN - Denmark	4	2	2
7	GER - Germany	4	2	2
7	SWE - Sweden	4	2	2
10	USA - United States	5	2	3
11	SCO - Scotland	5	1	4
11	TUR - Türkiye	5	1	4
13	NZL - New Zealand	5	0	5

**Note:**  
Under WCF rules, tie-breaking rules for standings are not applied until after the last game of the round robin.

**Legend:**  
LSFE(\*) Last Stone First End      X      Unplayed/unfinished end due to concession

MON 20 MAR 2023  
Start Time 19:00

Round Robin Session 8 - Sheet A

## Game Results

Sheet	Game	Team	LSFE	1	2	3	4	5	6	7	8	9	10	Extra Ends	Total
A	5	ITA - Italy	*	0	2	0	0	0	1	2	0	0	0	1	6
	5	NZL - New Zealand		0	0	0	1	1	0	0	1	1	1	0	5

ITA - Italy		Shot Success	Game	All
4 S	CONSTANTINI Stefania	83%		77%
3 V	LO DESERTO Marta	88%		80%
2	ROMEI Angela	78%		81%
1	ZARDINI LACEDELLI Giulia	90%		89%
A	GILBERTI Camilla	-		-
Team Total		85%		82%

NZL - New Zealand		Shot Success	Game	All
4 S	BECKER Bridget	75%		67%
3 V	THOMPSON Holly	63%		66%
2	THURLOW Natalie	70%		72%
1	KINNEY Ruby	49%		56%
A	SMITH Jessica	-		63%
Team Total		64%		66%

Last Stone Draw		Distance
⌚	CONSTANTINI Stefania	45.9cm
⌚	ZARDINI LACEDELLI Giulia	24.9cm
<b>Total</b>		<b>70.8cm</b>

Last Stone Draw		Distance
⌚	THOMPSON Holly	65.2cm
⌚	KINNEY Ruby	194.2cm
<b>Total</b>		<b>259.4cm</b>

Time remaining: 0 minutes 14 seconds  
1 minute 56 seconds (after extra end)

Time remaining: 0 minutes 24 seconds  
2 minutes 27 seconds (after extra end)

Time-out: End 6 - ITA stone 7

Time-out: End 8 - NZL stone 7; End 11 - NZL stone 8

## Shot Success Analysis

ITA - Italy		⌚	⌚	Game	
4	CONSTANTINI Stefania	Draws	6 79%	2 88%	8 81%
		Take-outs	6 75%	8 91%	14 84%
		Total	12 77%	10 90%	22 83%
3	LO DESERTO Marta	Draws	8 88%	1 100%	9 89%
		Take-outs	6 79%	7 93%	13 87%
		Total	14 84%	8 94%	22 88%
2	ROMEI Angela	Draws	6 83%	4 88%	10 85%
		Take-outs	6 58%	6 88%	12 73%
		Total	12 71%	10 88%	22 78%
1	ZARDINI LACEDELLI Giulia	Draws	6 88%	11 95%	17 93%
		Take-outs	1 100%	4 75%	5 80%
		Total	7 89%	15 90%	22 90%
A	GILBERTI Camilla	Draws	0 -	0 -	0 -
		Take-outs	0 -	0 -	0 -
		Total	0 -	0 -	0 -
Team		Draws	26 85%	18 93%	44 88%
		Take-outs	19 72%	25 88%	44 81%
		Total	45 79%	43 90%	88 85%

NZL - New Zealand		⌚	⌚	Game	
4	BECKER Bridget	Draws	8 75%	5 55%	13 67%
		Take-outs	4 100%	5 75%	9 86%
		Total	12 83%	10 65%	22 75%
3	THOMPSON Holly	Draws	7 43%	5 70%	12 54%
		Take-outs	4 69%	6 75%	10 73%
		Total	11 52%	11 73%	22 63%
2	THURLOW Natalie	Draws	9 83%	3 83%	12 83%
		Take-outs	6 42%	4 75%	10 55%
		Total	15 67%	7 79%	22 70%
1	KINNEY Ruby	Draws	16 42%	3 67%	19 46%
		Take-outs	2 75%	1 50%	3 67%
		Total	18 46%	4 63%	22 49%
A	SMITH Jessica	Draws	0 -	0 -	0 -
		Take-outs	0 -	0 -	0 -
		Total	0 -	0 -	0 -
Team		Draws	40 58%	16 67%	56 61%
		Take-outs	16 67%	16 73%	32 70%
		Total	56 61%	32 70%	88 64%

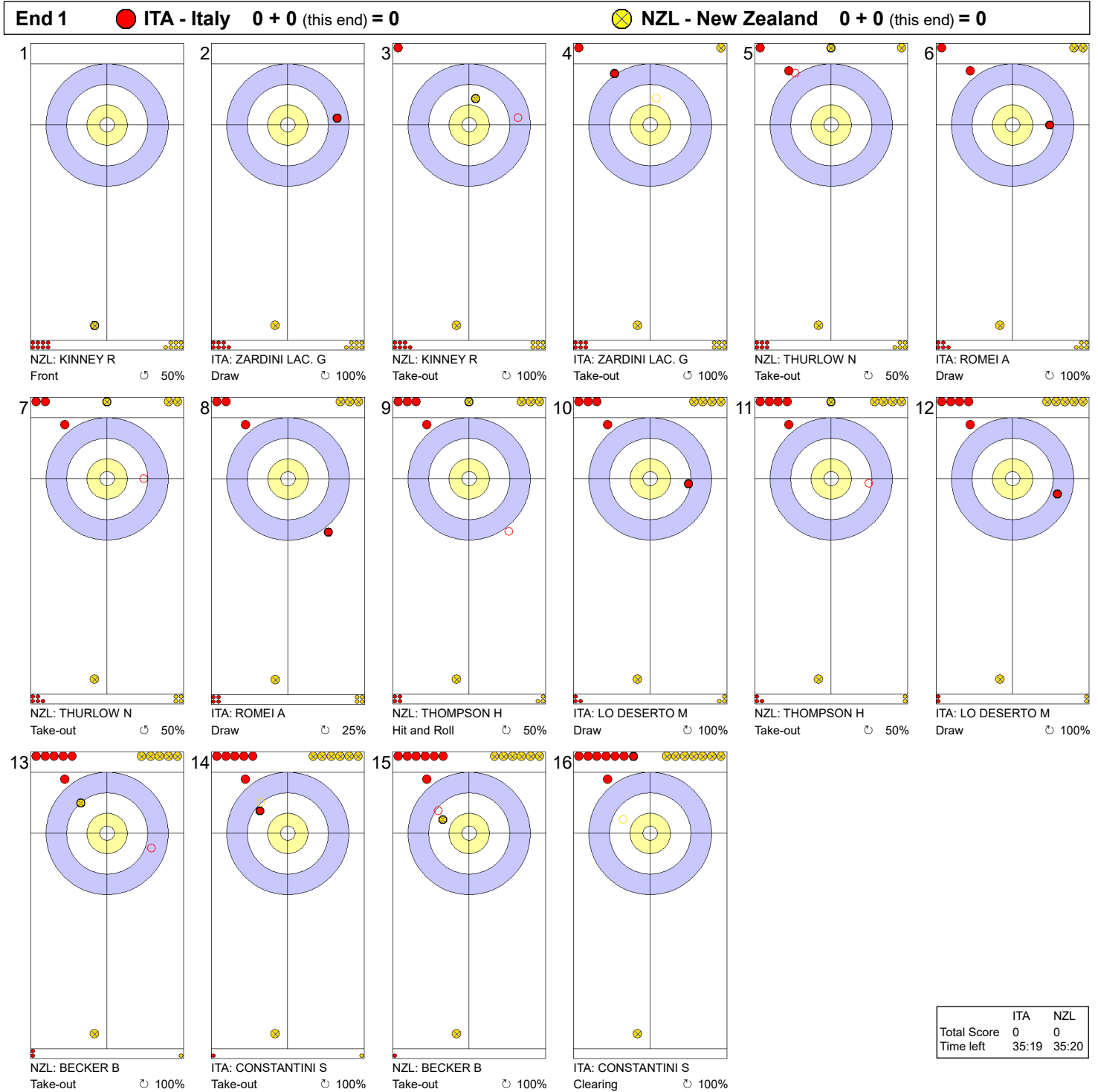
**Note:**  
Position and function for each team member:  
4 = Fourth, 3 = Third, 2 = Second, 1 = Lead, A = Alternate, S = Skip, V = Vice-Skip

**Legend:**  
⌚ Clockwise      ⌚ Counter-clockwise      LSFE(\*) Last Stone First End

**MON 20 MAR 2023**  
 Start Time 19:00

**Round Robin Session 8 - Sheet A**

**Game - Shot by Shot**

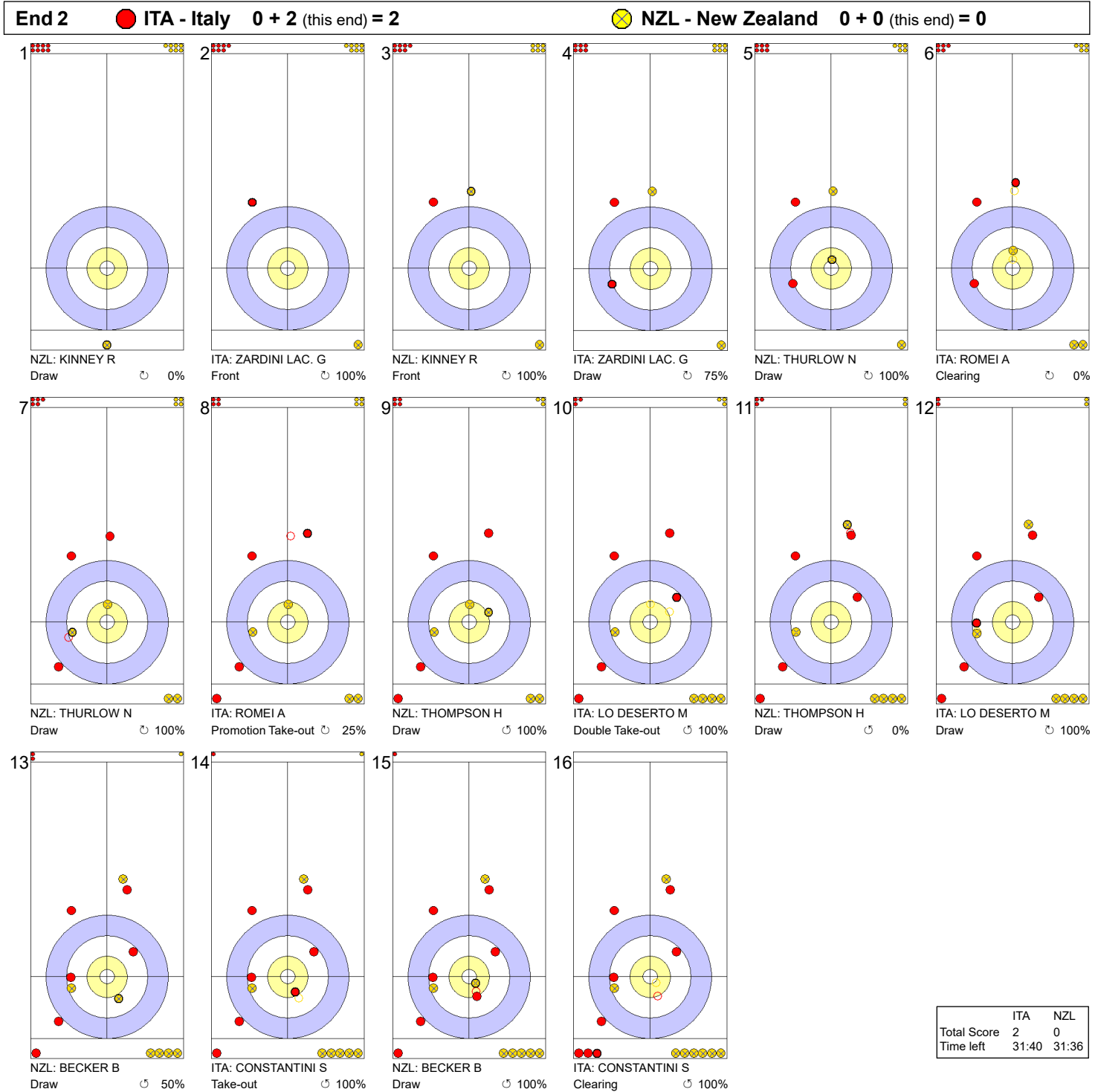


**Legend:**  
 ↻ Clockwise      ↺ Counter-clockwise      - Not considered

**MON 20 MAR 2023**  
 Start Time 19:00

**Round Robin Session 8 - Sheet A**

**Game - Shot by Shot**

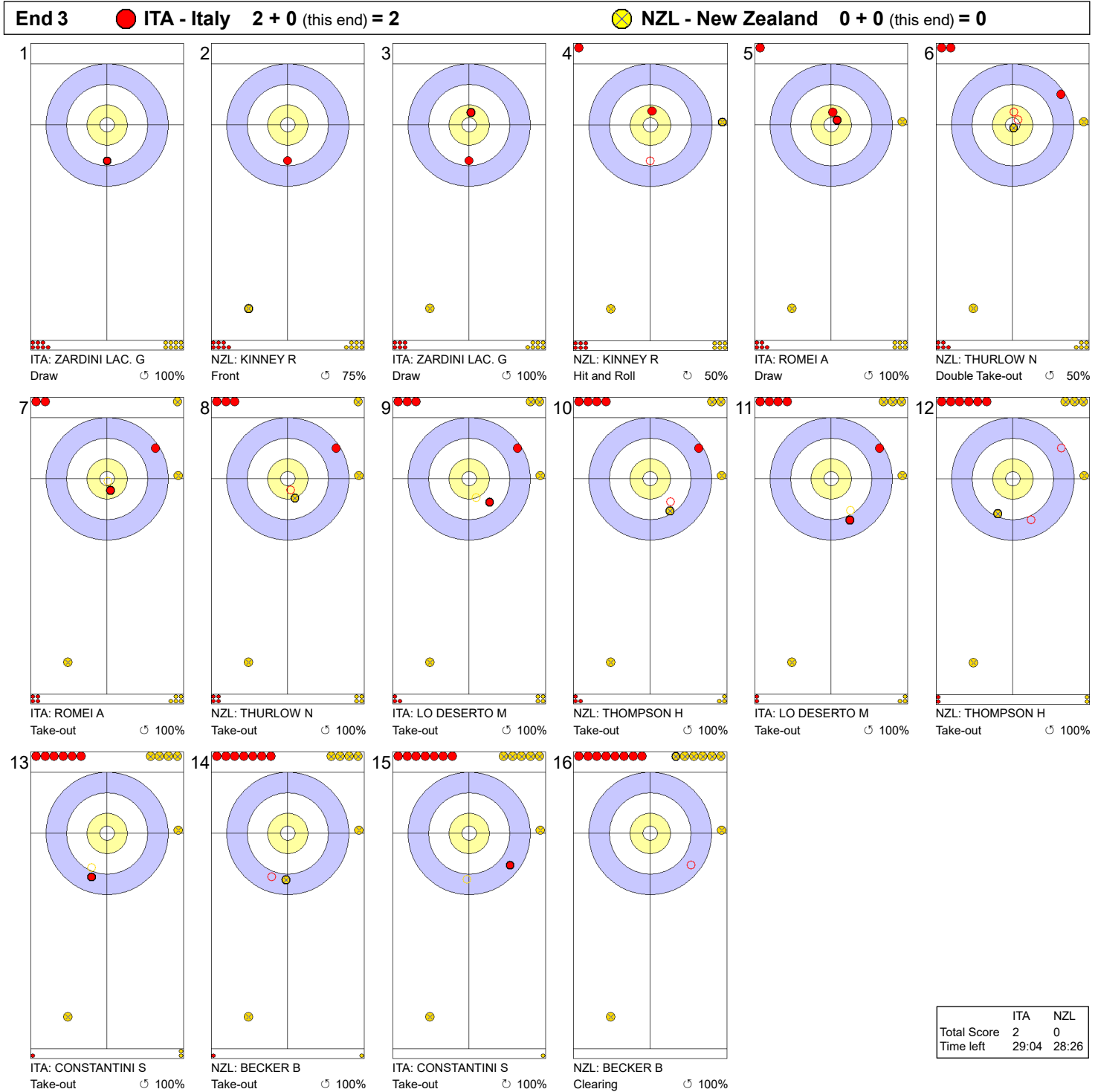


**Legend:**  
 ↻ Clockwise                      ↺ Counter-clockwise                      - Not considered

**MON 20 MAR 2023**
  
 Start Time 19:00

**Round Robin Session 8 - Sheet A**

**Game - Shot by Shot**



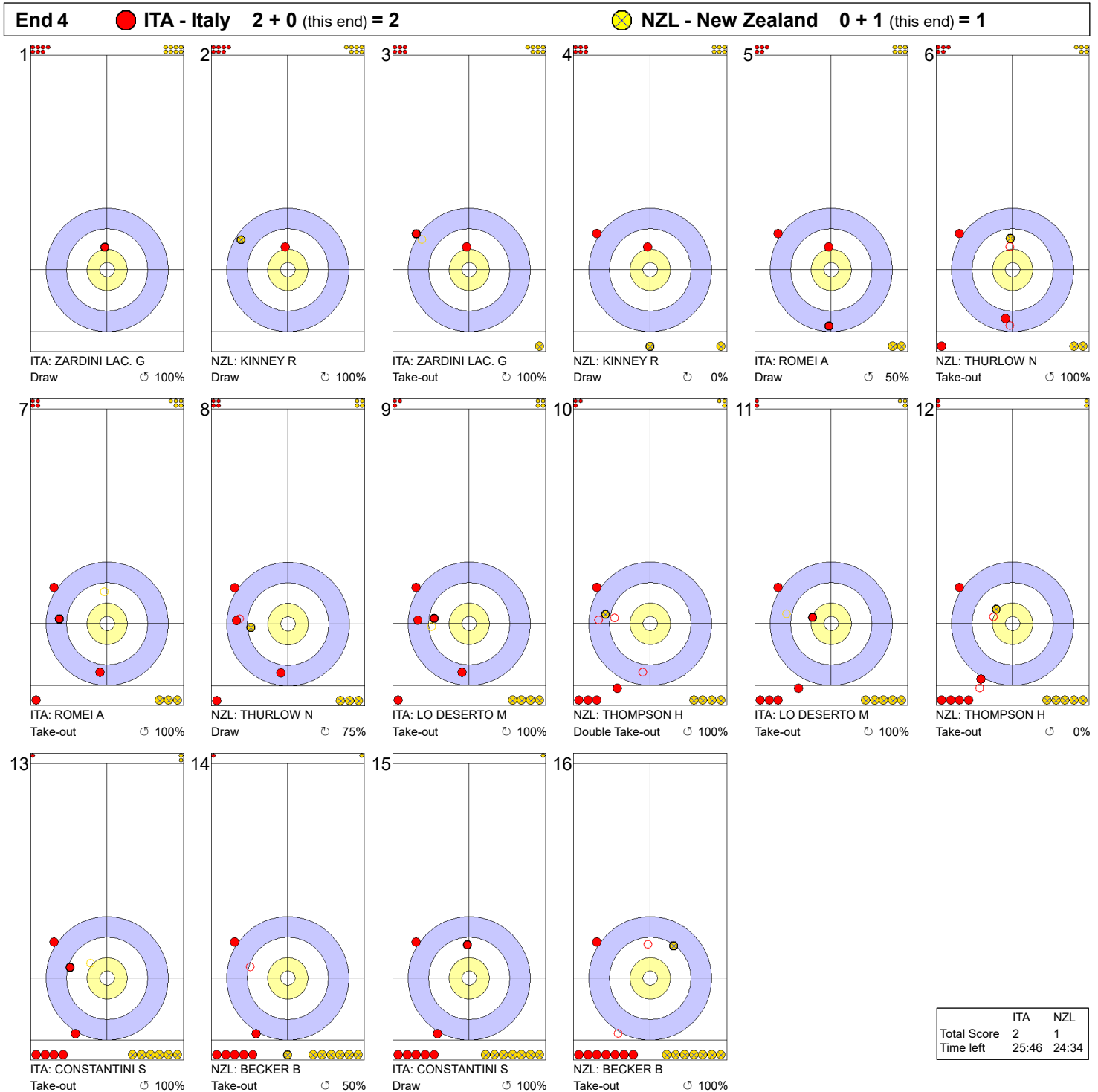
**Legend:**
  
 ↻ Clockwise      ↺ Counter-clockwise      - Not considered



**MON 20 MAR 2023**  
 Start Time 19:00

**Round Robin Session 8 - Sheet A**

**Game - Shot by Shot**



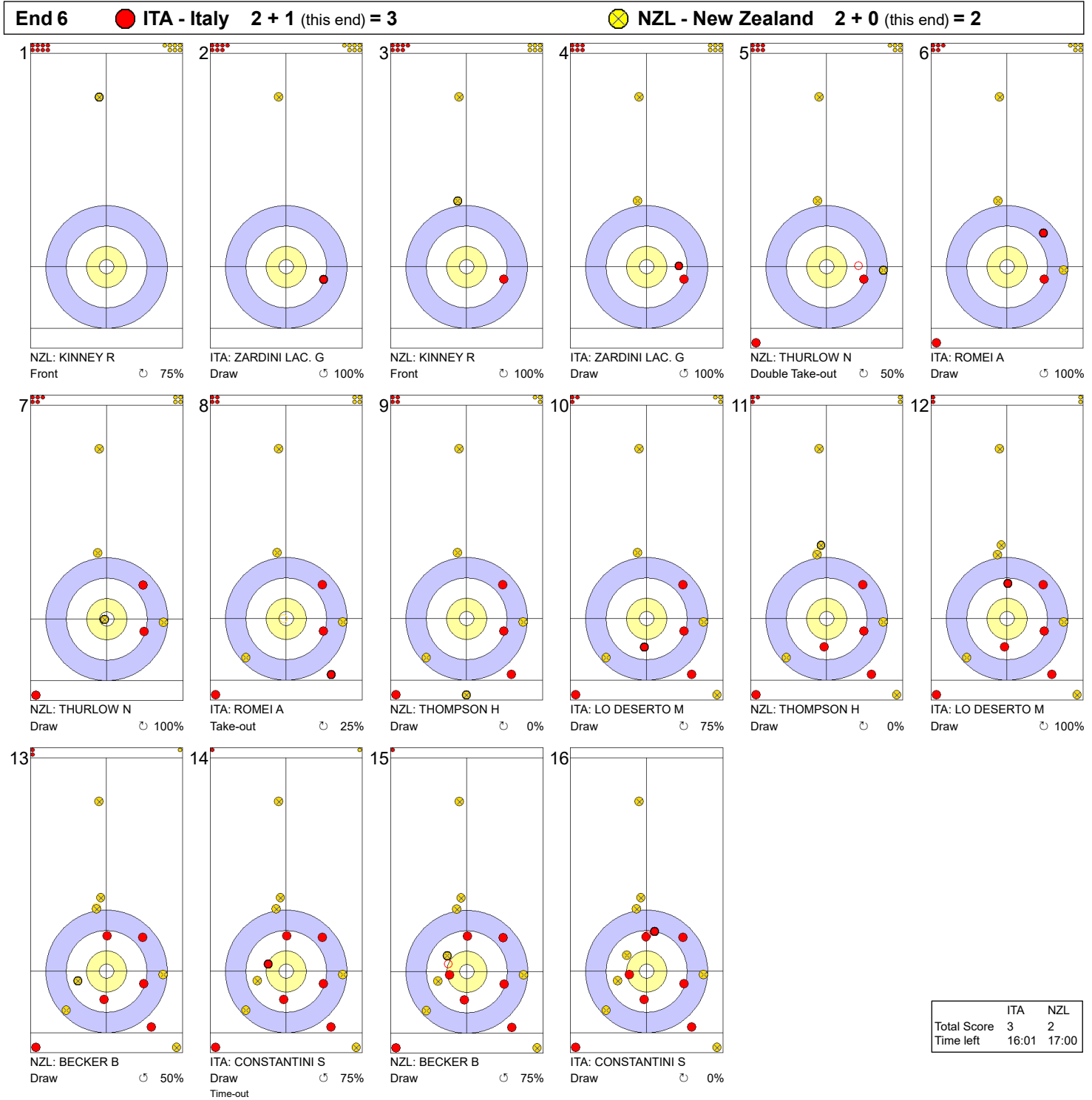
**Legend:**  
 ↻ Clockwise      ↺ Counter-clockwise      - Not considered



**MON 20 MAR 2023**  
 Start Time 19:00

**Round Robin Session 8 - Sheet A**

**Game - Shot by Shot**



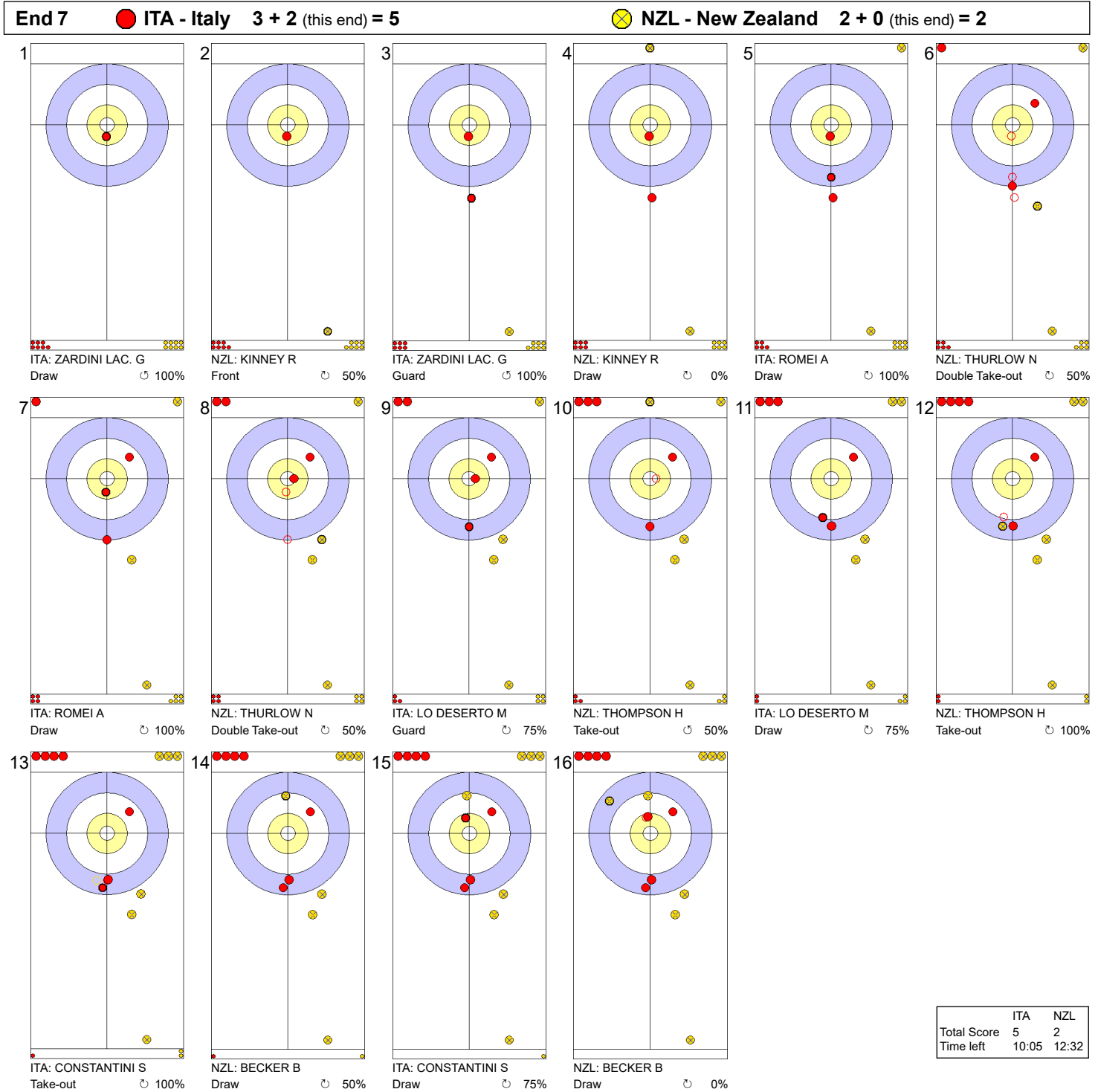
	ITA	NZL
Total Score	3	2
Time left	16:01	17:00

**Legend:**  
 ⌚ Clockwise      ⌚ Counter-clockwise      - Not considered

**MON 20 MAR 2023**
  
**Start Time 19:00**

**Round Robin Session 8 - Sheet A**

**Game - Shot by Shot**



**Legend:**
  
 ↻ Clockwise      ↺ Counter-clockwise      - Not considered

**MON 20 MAR 2023**  
 Start Time 19:00

**Round Robin Session 8 - Sheet A**

**Game - Shot by Shot**

End 8 ● ITA - Italy 5 + 0 (this end) = 5			● NZL - New Zealand 2 + 1 (this end) = 3		
1  ITA: ZARDINI LAC. G Front ⤴ 100%	2  NZL: KINNEY R Front ⤴ 100%	3  ITA: ZARDINI LAC. G Draw ⤴ 75%	4  NZL: KINNEY R Draw ⤴ 0%	5  ITA: ROMEI A Draw ⤴ 75%	6  NZL: THURLOW N Take-out ⤴ 0%
7  ITA: ROMEI A Draw ⤴ 100%	8  NZL: THURLOW N Double Take-out ⤴ 50%	9  ITA: LO DESERTO M Take-out ⤴ 100%	10  NZL: THOMPSON H Hit and Roll ⤴ 100%	11  ITA: LO DESERTO M Guard ⤴ 100%	12  NZL: THOMPSON H Draw ⤴ 25%
13  ITA: CONSTANTINI S Front ⤴ 100%	14  NZL: BECKER B Promotion Take-out ⤴ 25% Time-out	15  ITA: CONSTANTINI S Front ⤴ 100%	16  NZL: BECKER B Raise ⤴ 0%		

	ITA	NZL
Total Score	5	3
Time left	04:11	04:56

**Legend:**  
 ⤴ Clockwise      ⤵ Counter-clockwise      - Not considered

**MON 20 MAR 2023**  
 Start Time 19:00

**Round Robin Session 8 - Sheet A**

**Game - Shot by Shot**

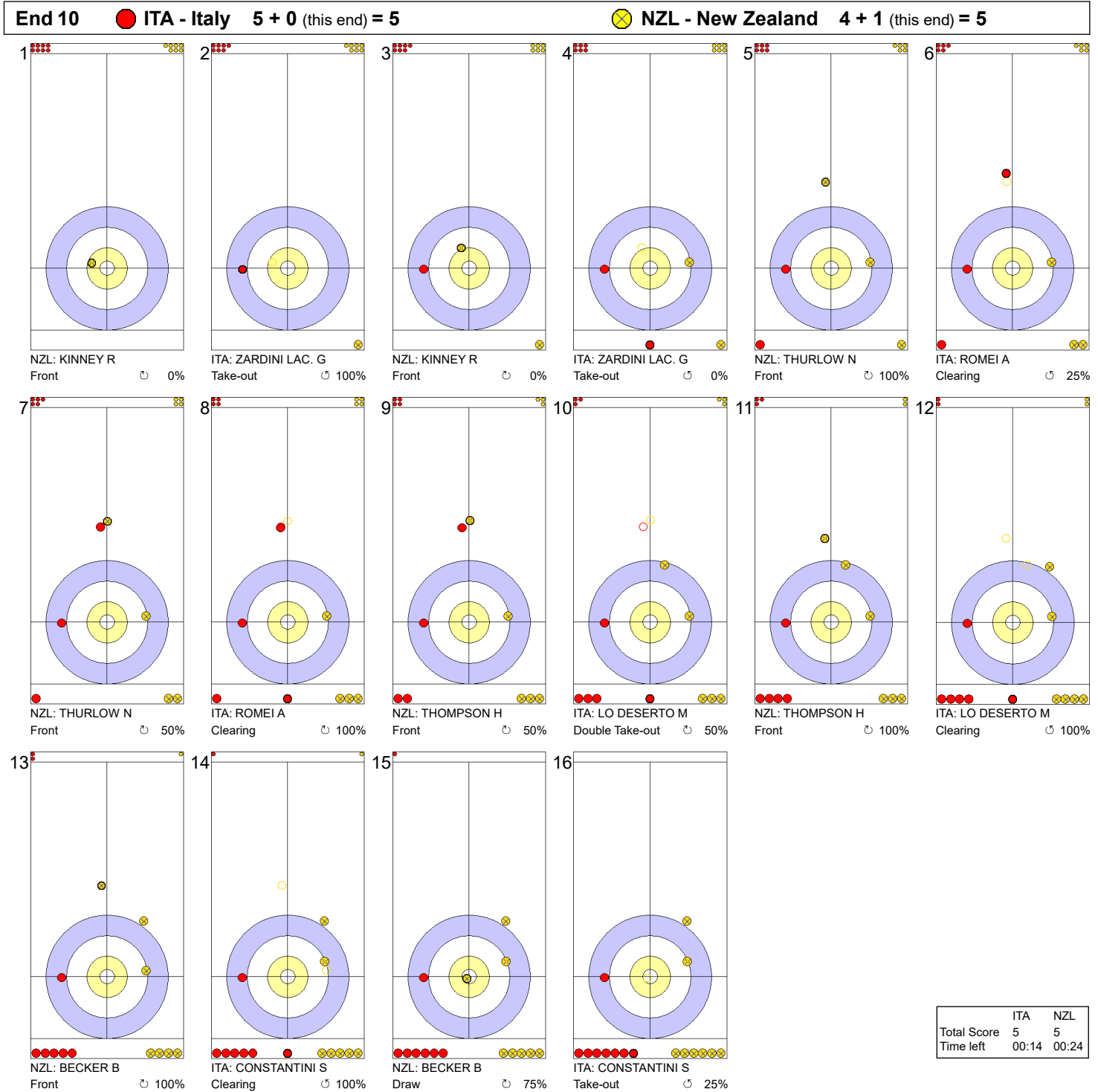


**Legend:**  
 ↻ Clockwise      ↺ Counter-clockwise      - Not considered



**MON 20 MAR 2023**
  
 Start Time 19:00

**Round Robin Session 8 - Sheet A**

**Game - Shot by Shot**



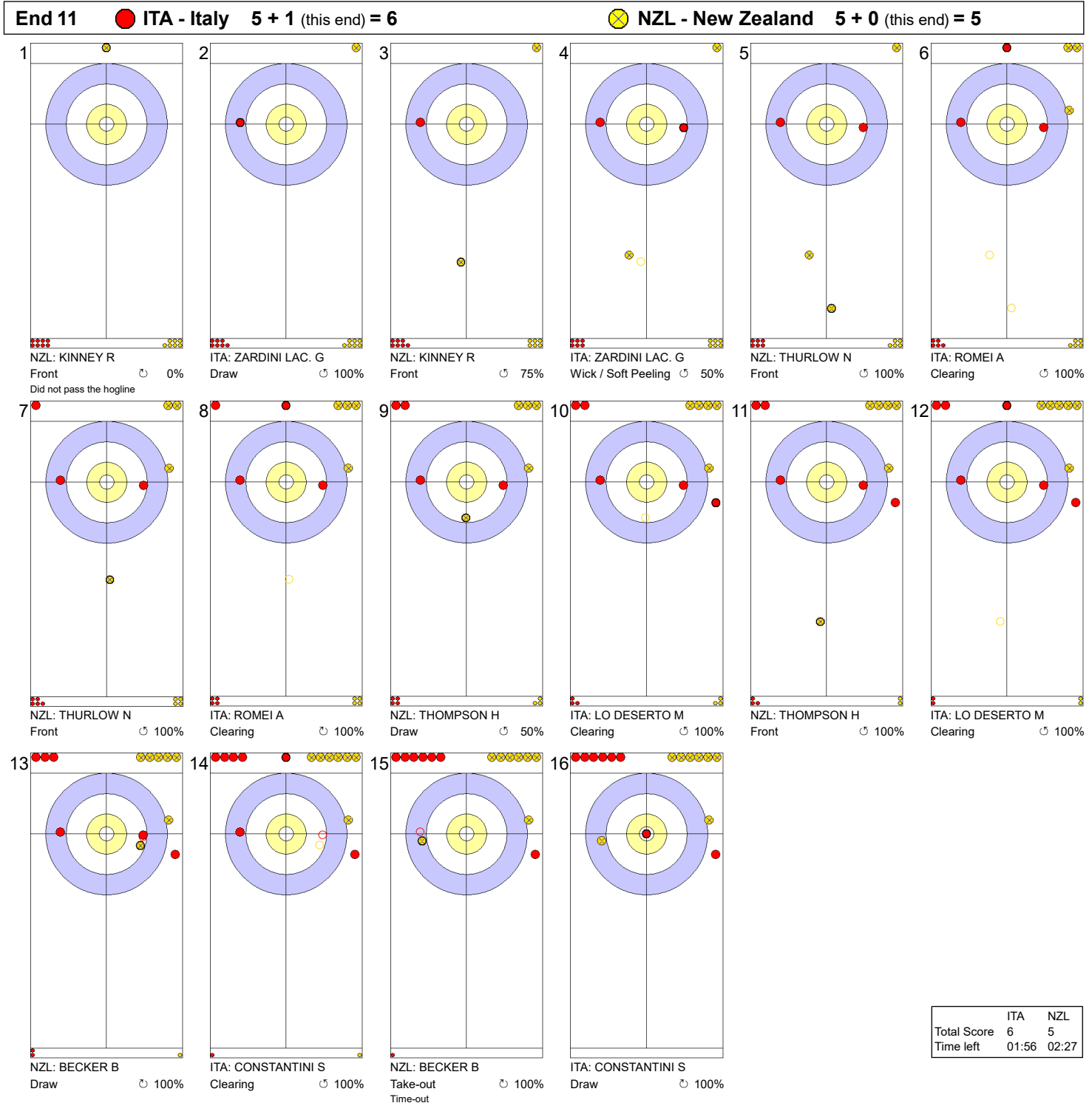
	ITA	NZL
Total Score	5	5
Time left	00:14	00:24

**Legend:**
  
 Clockwise
   
 Counter-clockwise
   
 - Not considered

MON 20 MAR 2023  
Start Time 19:00

Round Robin Session 8 - Sheet A

Game - Shot by Shot



**Legend:**  
 ↻ Clockwise      ↺ Counter-clockwise      - Not considered



MON 20 MAR 2023  
Start Time 19:00

Round Robin Session 8 - Sheet B

## Game Results

Sheet	Game	Team	LSFE	1	2	3	4	5	6	7	8	9	10	Extra Ends	Total
B	5	TUR - Türkiye		0	1	0	0	2	1	0	0	0	X		4
	5	USA - United States	*	2	0	3	1	0	0	0	2	3	X		11

TUR - Türkiye		Shot Success	Game	All
4 S	YILDIZ Dilsat	63%	66%	
3 V	POLAT Oznur	83%	76%	
2	POLAT Mihriban	79%	68%	
1	SENGUL Berfin	81%	80%	
A	CALIKUSU Ifayet Safak	-	-	
Team Total		76%	73%	

USA - United States		Shot Success	Game	All
4 S	PETERSON Tabitha	85%	77%	
3 V	THIESSE Cory	85%	81%	
2	PERSINGER Vicky	88%	88%	
1	PETERSON Tara	92%	86%	
A	HAMILTON Becca	-	74%	
Team Total		87%	80%	

Last Stone Draw		Distance
⌚	YILDIZ Dilsat	21.5cm
⌚	POLAT Mihriban	29.3cm
<b>Total</b>		<b>50.8cm</b>

Last Stone Draw		Distance
⌚	THIESSE Cory	29.7cm
⌚	PETERSON Tara	20.4cm
<b>Total</b>		<b>50.1cm</b>

Time remaining: 2 minutes 47 seconds

Time remaining: 3 minutes 39 seconds

Time-out: End 8 - TUR stone 6

## Shot Success Analysis

TUR - Türkiye		⌚	⌚	Game	
4	YILDIZ Dilsat	Draws	4 56%	4 50%	8 53%
		Take-outs	3 83%	7 64%	10 70%
		Total	7 68%	11 59%	18 63%
3	POLAT Oznur	Draws	2 100%	4 100%	6 100%
		Take-outs	7 79%	5 70%	12 75%
		Total	9 83%	9 83%	18 83%
2	POLAT Mihriban	Draws	6 67%	8 97%	14 84%
		Take-outs	2 50%	2 75%	4 63%
		Total	8 63%	10 93%	18 79%
1	SENGUL Berfin	Draws	13 81%	4 75%	17 79%
		Take-outs	1 100%	0 -	1 100%
		Total	14 82%	4 75%	18 81%
A	CALIKUSU Ifayet Safak	Draws	0 -	0 -	0 -
		Take-outs	0 -	0 -	0 -
		Total	0 -	0 -	0 -
Team		Draws	25 75%	20 84%	45 79%
		Take-outs	13 77%	14 68%	27 72%
		Total	38 76%	34 77%	72 76%

USA - United States		⌚	⌚	Game	
4	PETERSON Tabitha	Draws	4 94%	6 88%	10 90%
		Take-outs	4 63%	4 94%	8 78%
		Total	8 78%	10 90%	18 85%
3	THIESSE Cory	Draws	5 90%	3 92%	8 91%
		Take-outs	6 83%	4 75%	10 80%
		Total	11 86%	7 82%	18 85%
2	PERSINGER Vicky	Draws	4 75%	3 100%	7 86%
		Take-outs	6 88%	5 90%	11 89%
		Total	10 83%	8 94%	18 88%
1	PETERSON Tara	Draws	13 88%	3 100%	16 91%
		Take-outs	2 100%	0 -	2 100%
		Total	15 90%	3 100%	18 92%
A	HAMILTON Becca	Draws	0 -	0 -	0 -
		Take-outs	0 -	0 -	0 -
		Total	0 -	0 -	0 -
Team		Draws	26 88%	15 93%	41 90%
		Take-outs	18 82%	13 87%	31 84%
		Total	44 85%	28 90%	72 87%

### Note:

Position and function for each team member:

4 = Fourth, 3 = Third, 2 = Second, 1 = Lead, A = Alternate, S = Skip, V = Vice-Skip

### Legend:

⌚ Clockwise

⌚ Counter-clockwise


LSFE(\*) Last Stone First End

X Unplayed/unfinished end due to concession

**MON 20 MAR 2023**  
 Start Time 19:00

**Round Robin Session 8 - Sheet B**

**Game - Shot by Shot**

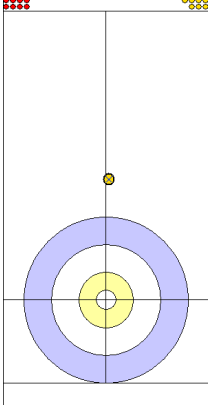
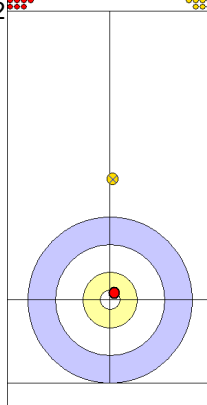
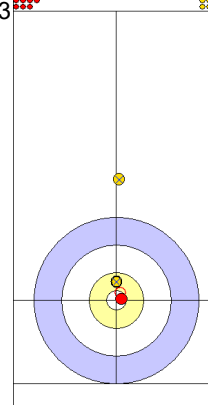
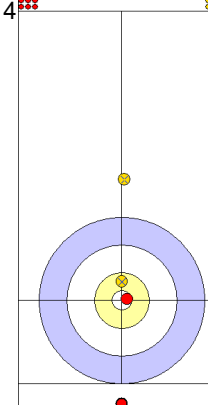
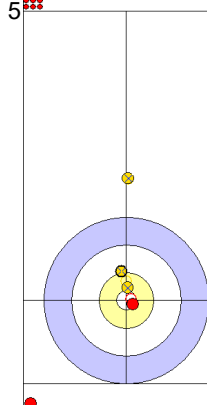
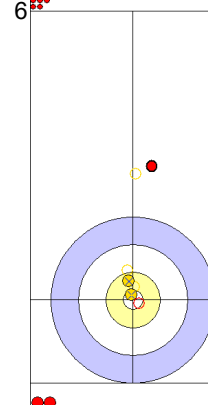
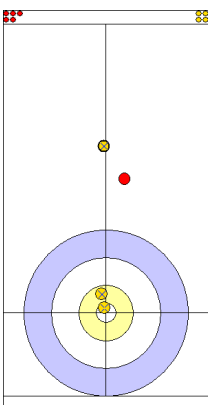
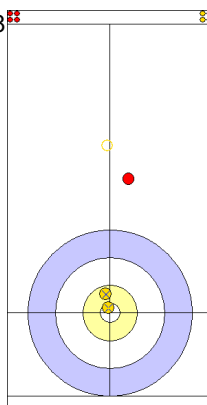
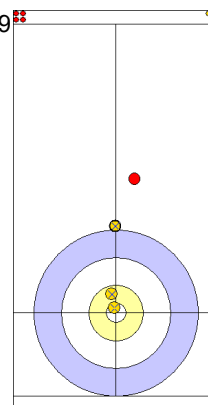
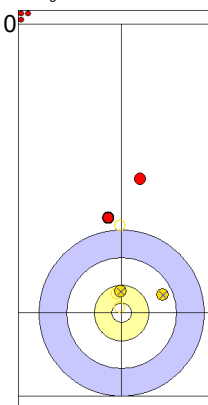
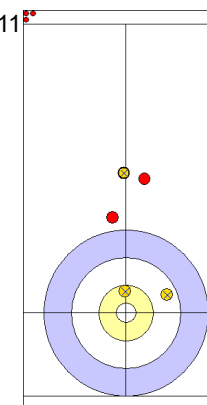
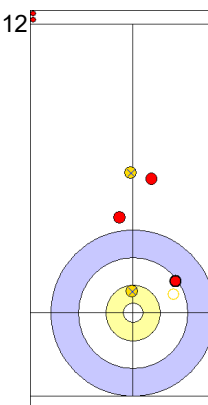
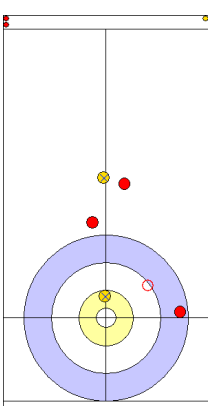
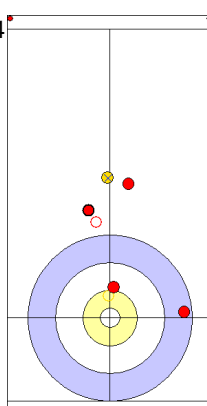
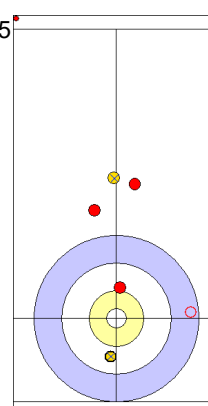
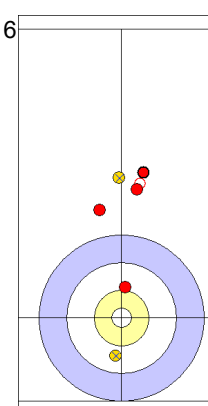


**Legend:**  
 ↻ Clockwise      ↺ Counter-clockwise      - Not considered

**MON 20 MAR 2023**  
 Start Time 19:00

**Round Robin Session 8 - Sheet B**

**Game - Shot by Shot**

End 2			TUR - Türkiye 0 + 1 (this end) = 1			USA - United States 2 + 0 (this end) = 2											
1		USA: PETERSON Tar Front ↻ 100%	2		TUR: SENGUL B Draw ↻ 100%	3		USA: PETERSON Tar Draw ↻ 100%	4		TUR: SENGUL B Draw ↻ 0% Free guard zone violation	5		USA: PERSINGER V Draw ↻ 100%	6		TUR: POLAT M Double Take-out ↻ 50%
7		USA: PERSINGER V Guard ↻ 100%	8		TUR: POLAT M Clearing ↻ 100%	9		USA: THIESSE C Guard ↻ 100%	10		TUR: POLAT O Double Take-out ↻ 50%	11		USA: THIESSE C Guard ↻ 100%	12		TUR: POLAT O Take-out ↻ 100%
13		USA: PETERSON Tab Take-out ↻ 0%	14		TUR: YILDIZ D Promotion Take-out ↻ 100%	15		USA: PETERSON Tab Hit and Roll ↻ 75%	16		TUR: YILDIZ D Draw ↻ 0%						

	TUR	USA
Total Score	1	2
Time left	30:51	32:09

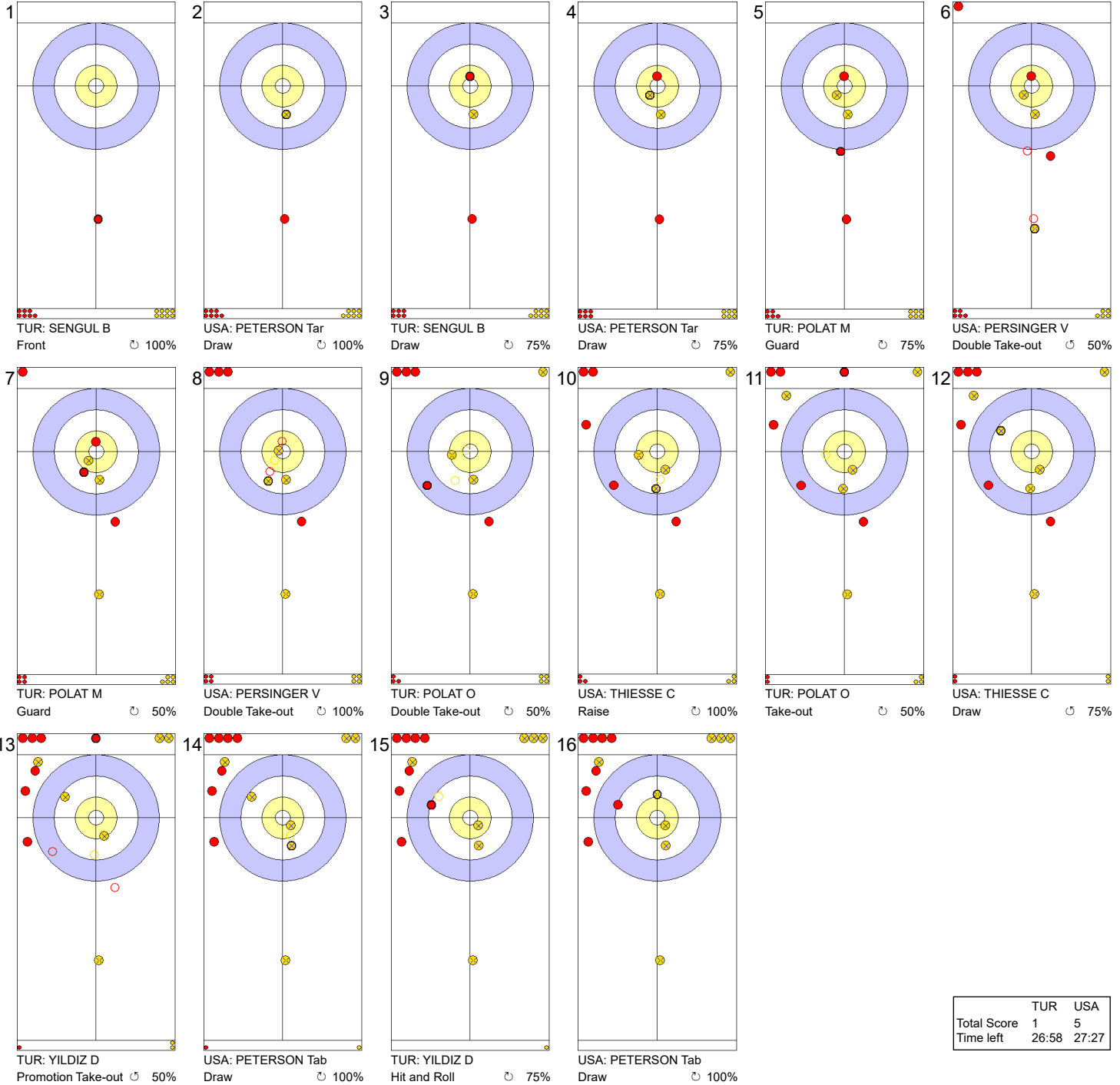
**Legend:**  
 ↻ Clockwise      ↺ Counter-clockwise      - Not considered

MON 20 MAR 2023  
Start Time 19:00

Round Robin Session 8 - Sheet B

Game - Shot by Shot

End 3 ● TUR - Türkiye 1 + 0 (this end) = 1      ● USA - United States 2 + 3 (this end) = 5



	TUR	USA
Total Score	1	5
Time left	26:58	27:27

**Legend:**  
 ↻ Clockwise      ↺ Counter-clockwise      - Not considered

**MON 20 MAR 2023**  
 Start Time 19:00

**Round Robin Session 8 - Sheet B**

**Game - Shot by Shot**




	TUR	USA
Total Score	1	6
Time left	22:59	22:33

**Legend:**  
 ↻ Clockwise      ↺ Counter-clockwise      - Not considered

**MON 20 MAR 2023**  
 Start Time 19:00

**Round Robin Session 8 - Sheet B**

**Game - Shot by Shot**

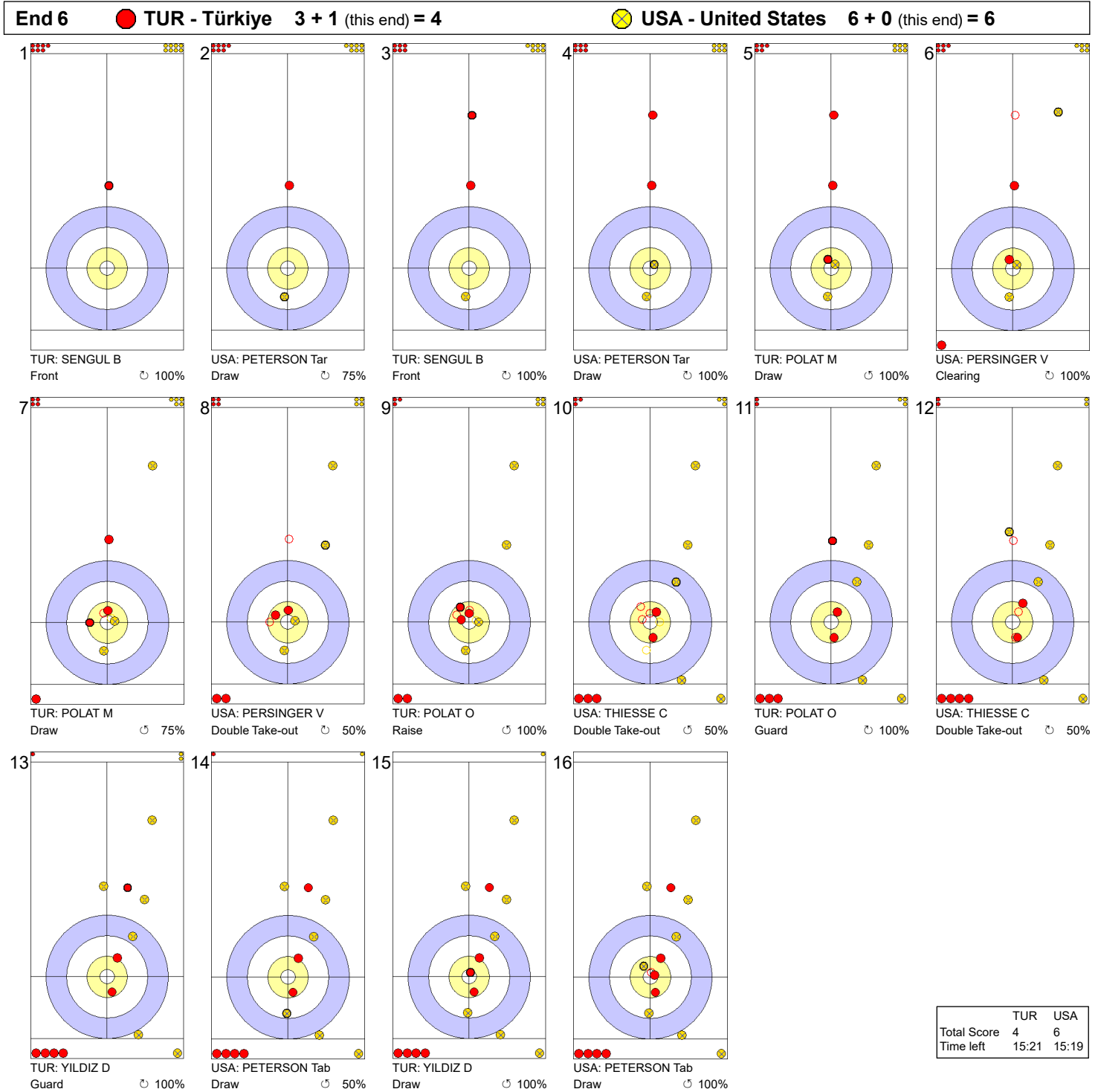


**Legend:**  
 ↻ Clockwise      ↺ Counter-clockwise      - Not considered

**MON 20 MAR 2023**  
 Start Time 19:00

**Round Robin Session 8 - Sheet B**

**Game - Shot by Shot**





**Legend:**  
 ↻ Clockwise      ↺ Counter-clockwise      - Not considered

**MON 20 MAR 2023**  
 Start Time 19:00

**Round Robin Session 8 - Sheet B**

**Game - Shot by Shot**

End 7			TUR - Türkiye 4 + 0 (this end) = 4			USA - United States 6 + 0 (this end) = 6																	
1		TUR: SENGUL B Front 100%	2		USA: PETERSON Tar Draw 75%	3		TUR: SENGUL B Draw 0% Did not pass the hogline	4		USA: PETERSON Tar Draw 100%	5		TUR: POLAT M Draw 100%	6		USA: PERSINGER V Clearing 100%						
7		TUR: POLAT M Guard 100%	8		USA: PERSINGER V Clearing 100%	9		TUR: POLAT O Promotion Take-out 100%	10		USA: THIESSE C Take-out 100%	11		TUR: POLAT O Take-out 100%	12		USA: THIESSE C Take-out 100%						
13		TUR: YILDIZ D Take-out 100%	14		USA: PETERSON Tab Double Take-out 100%	15		TUR: YILDIZ D Take-out 100%	16		USA: PETERSON Tab Clearing 100%		<table border="1"> <tr> <td></td> <td>TUR</td> <td>USA</td> </tr> <tr> <td>Total Score</td> <td>4</td> <td>6</td> </tr> <tr> <td>Time left</td> <td>12:17</td> <td>12:36</td> </tr> </table>			TUR	USA	Total Score	4	6	Time left	12:17	12:36
	TUR	USA																					
Total Score	4	6																					
Time left	12:17	12:36																					

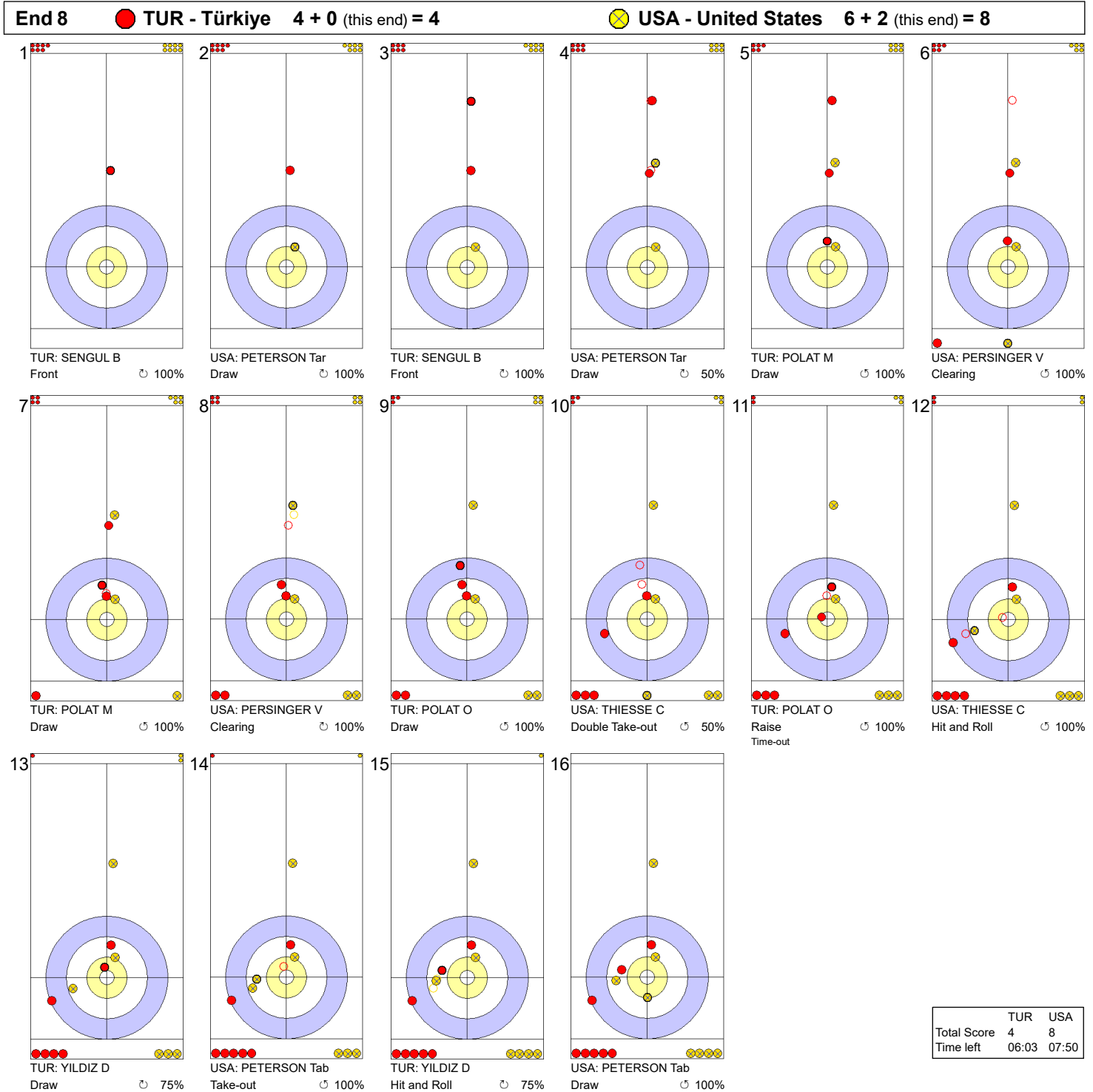
**Legend:**  
 Clockwise     
  Counter-clockwise     
 - Not considered





**MON 20 MAR 2023**  
 Start Time 19:00

**Round Robin Session 8 - Sheet B**

**Game - Shot by Shot**

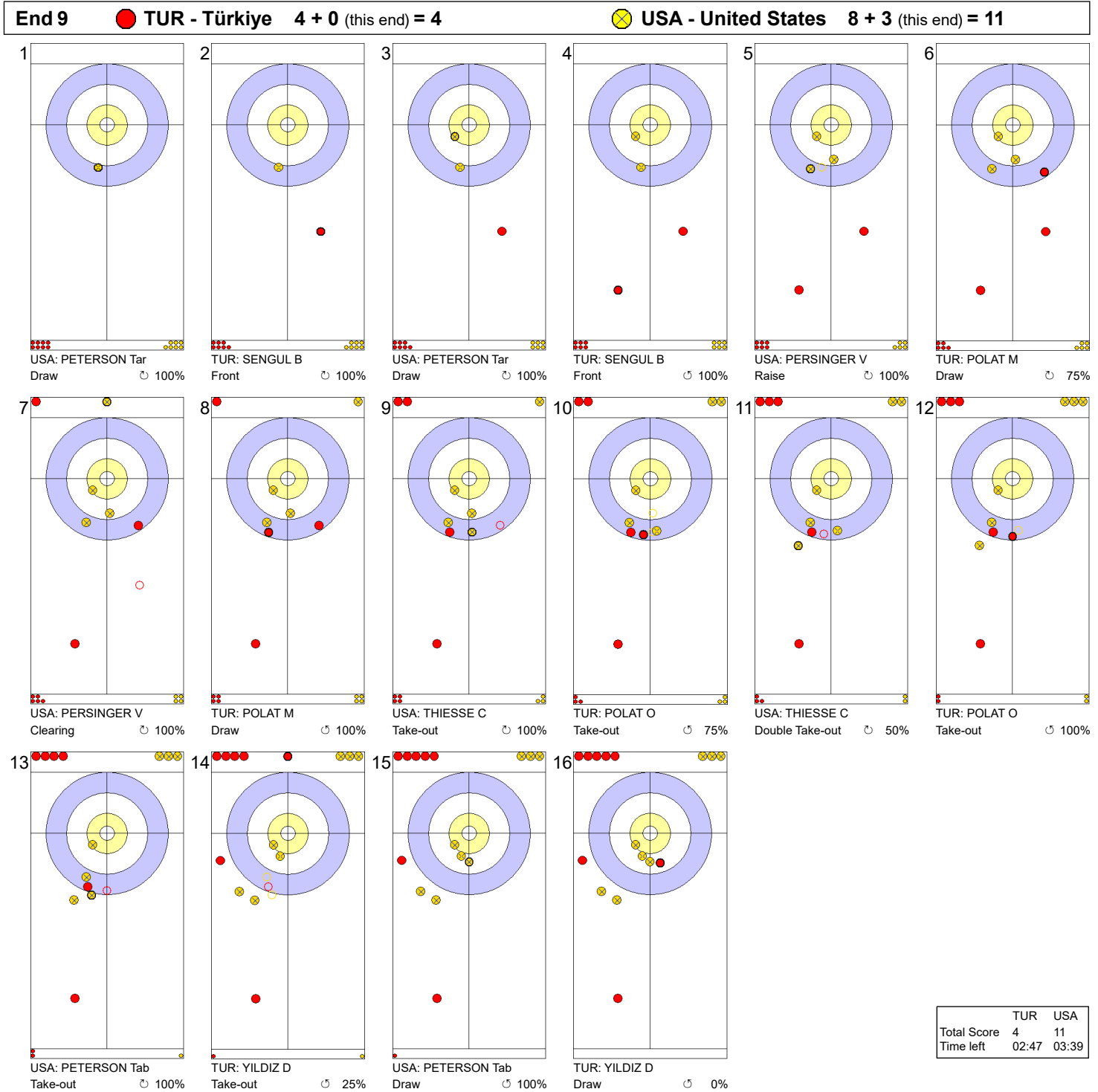


**Legend:**  
 Clockwise     
  Counter-clockwise     
 - Not considered

**MON 20 MAR 2023**  
 Start Time 19:00

**Round Robin Session 8 - Sheet B**

**Game - Shot by Shot**



**Legend:**  
 ↻ Clockwise      ↺ Counter-clockwise      - Not considered

MON 20 MAR 2023  
Start Time 19:00

Round Robin Session 8 - Sheet C

## Game Results

Sheet	Game	Team	LSFE	1	2	3	4	5	6	7	8	9	10	Extra Ends	Total
C	5	JPN - Japan	*	0	0	1	0	1	1	3	1	3	X		10
	5	NOR - Norway		0	0	0	3	0	0	0	0	0	X		3

JPN - Japan		Shot Success	Game	All
4 S	FUJISAWA Satsuki	90%		72%
3 V	YOSHIDA Chinami	60%		77%
2	SUZUKI Yumi	67%		76%
1	YOSHIDA Yurika	89%		85%
A	ISHIZAKI Kotomi	-		-
Team Total		76%		78%

NOR - Norway		Shot Success	Game	All
4 V	SKASLIEN Kristin	68%		73%
3 S	ROERVIK Marianne	61%		77%
2	HASLEV NORDBYE Mille	81%		83%
1	ROENNING Martine	90%		86%
A	RAMSFJELL Maia	-		-
Team Total		75%		80%

Last Stone Draw		Distance
⌚	YOSHIDA Yurika	17.9cm
⌚	FUJISAWA Satsuki	64.5cm
<b>Total</b>		<b>82.4cm</b>

Last Stone Draw		Distance
⌚	SKASLIEN Kristin	67.5cm
⌚	ROENNING Martine	199.6cm
<b>Total</b>		<b>267.1cm</b>

Time remaining: 4 minutes 21 seconds

Time remaining: 2 minutes 43 seconds

## Shot Success Analysis

JPN - Japan		⌚	⌚	Game	
4	FUJISAWA Satsuki	Draws	2 100%	3 100%	5 100%
		Take-outs	6 92%	7 82%	13 87%
		Total	8 94%	10 88%	18 90%
3	YOSHIDA Chinami	Draws	3 83%	3 100%	6 92%
		Take-outs	7 36%	5 55%	12 44%
		Total	10 50%	8 72%	18 60%
2	SUZUKI Yumi	Draws	3 75%	4 63%	7 68%
		Take-outs	4 63%	7 68%	11 66%
		Total	7 68%	11 66%	18 67%
1	YOSHIDA Yurika	Draws	1 100%	12 92%	13 92%
		Take-outs	3 83%	2 75%	5 80%
		Total	4 88%	14 89%	18 89%
A	ISHIZAKI Kotomi	Draws	0 -	0 -	0 -
		Take-outs	0 -	0 -	0 -
		Total	0 -	0 -	0 -
Team		Draws	9 86%	22 89%	31 88%
		Take-outs	20 65%	21 70%	41 68%
		Total	29 72%	43 80%	72 76%

NOR - Norway		⌚	⌚	Game	
4	SKASLIEN Kristin	Draws	2 100%	3 8%	5 45%
		Take-outs	7 71%	6 83%	13 77%
		Total	9 78%	9 58%	18 68%
3	ROERVIK Marianne	Draws	5 70%	4 56%	9 64%
		Take-outs	3 50%	6 63%	9 58%
		Total	8 63%	10 60%	18 61%
2	HASLEV NORDBYE Mille	Draws	4 69%	3 92%	7 79%
		Take-outs	5 100%	6 67%	11 82%
		Total	9 86%	9 75%	18 81%
1	ROENNING Martine	Draws	10 85%	5 95%	15 88%
		Take-outs	2 100%	1 100%	3 100%
		Total	12 88%	6 96%	18 90%
A	RAMSFJELL Maia	Draws	0 -	0 -	0 -
		Take-outs	0 -	0 -	0 -
		Total	0 -	0 -	0 -
Team		Draws	21 80%	15 67%	36 74%
		Take-outs	17 79%	19 72%	36 76%
		Total	38 80%	34 70%	72 75%

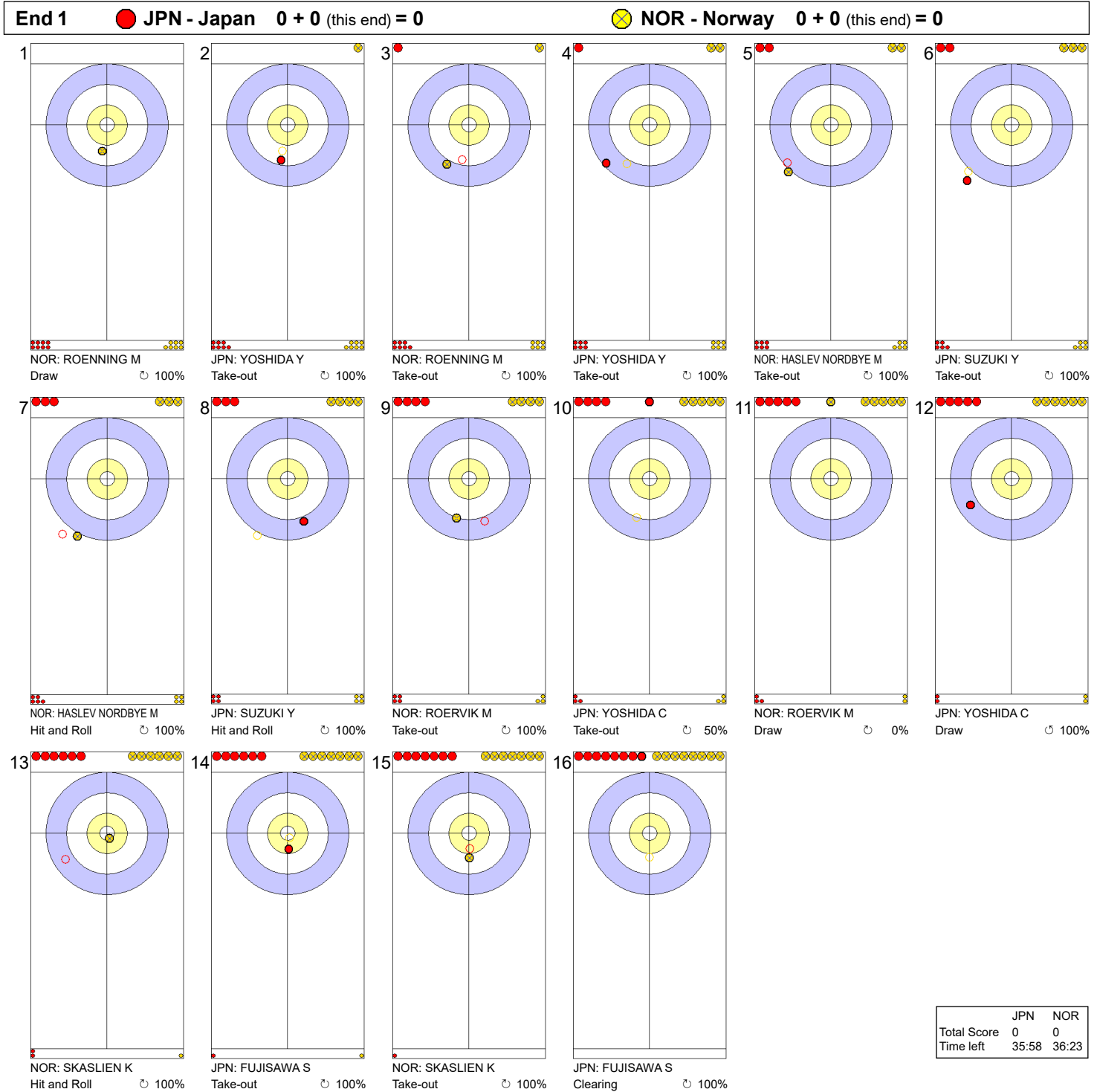
**Note:**  
Position and function for each team member:  
4 = Fourth, 3 = Third, 2 = Second, 1 = Lead, A = Alternate, S = Skip, V = Vice-Skip

**Legend:**  
⌚ Clockwise      ⌚ Counter-clockwise      LSFE(\*) Last Stone First End  
X Unplayed/unfinished end due to concession

MON 20 MAR 2023  
Start Time 19:00

Round Robin Session 8 - Sheet C

Game - Shot by Shot

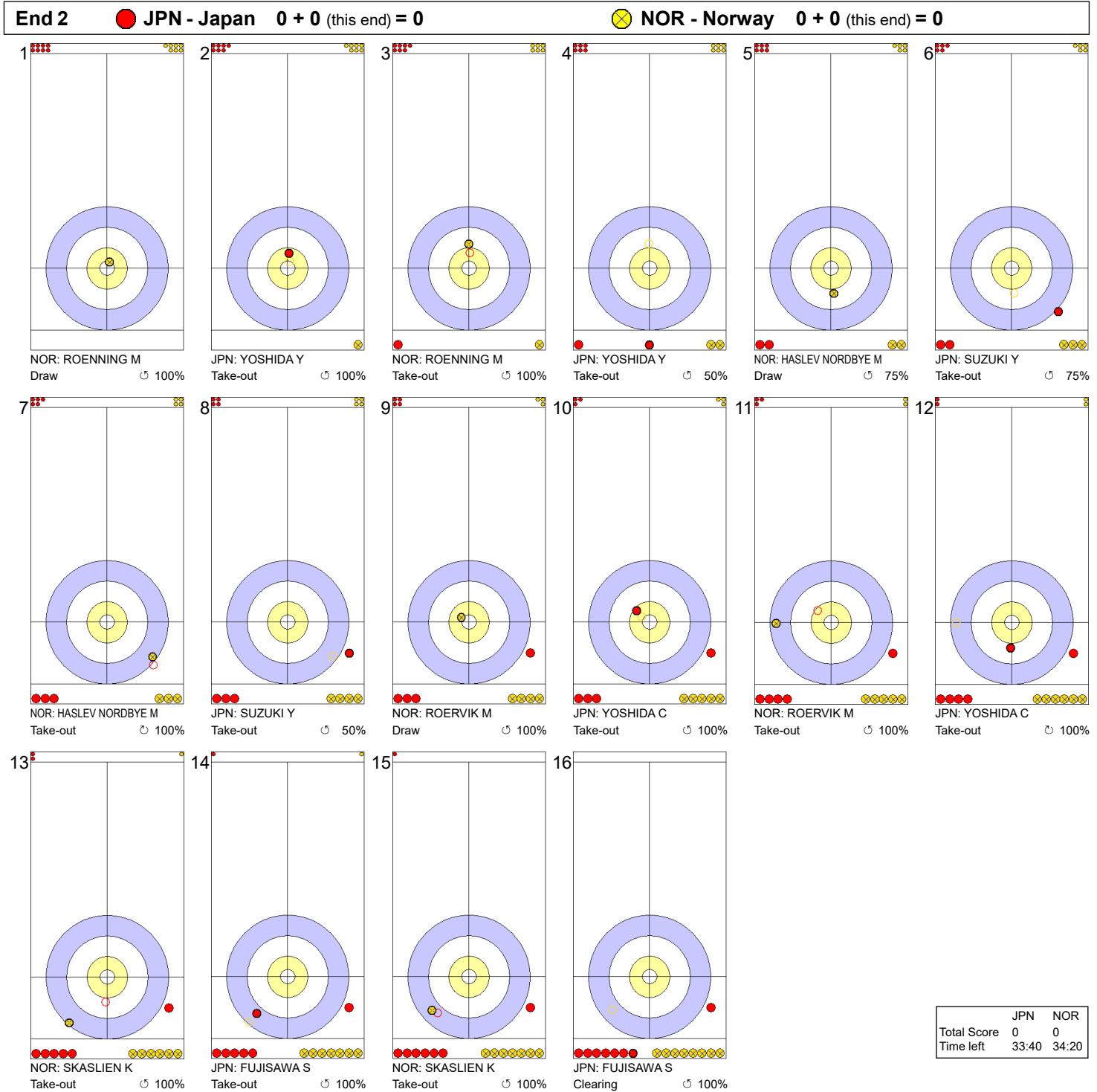


**Legend:**  
 ↻ Clockwise      ↺ Counter-clockwise      - Not considered

MON 20 MAR 2023  
Start Time 19:00

Round Robin Session 8 - Sheet C

Game - Shot by Shot




**Legend:**  
 ↻ Clockwise      ↺ Counter-clockwise      - Not considered

**MON 20 MAR 2023**  
 Start Time 19:00

**Round Robin Session 8 - Sheet C**

**Game - Shot by Shot**

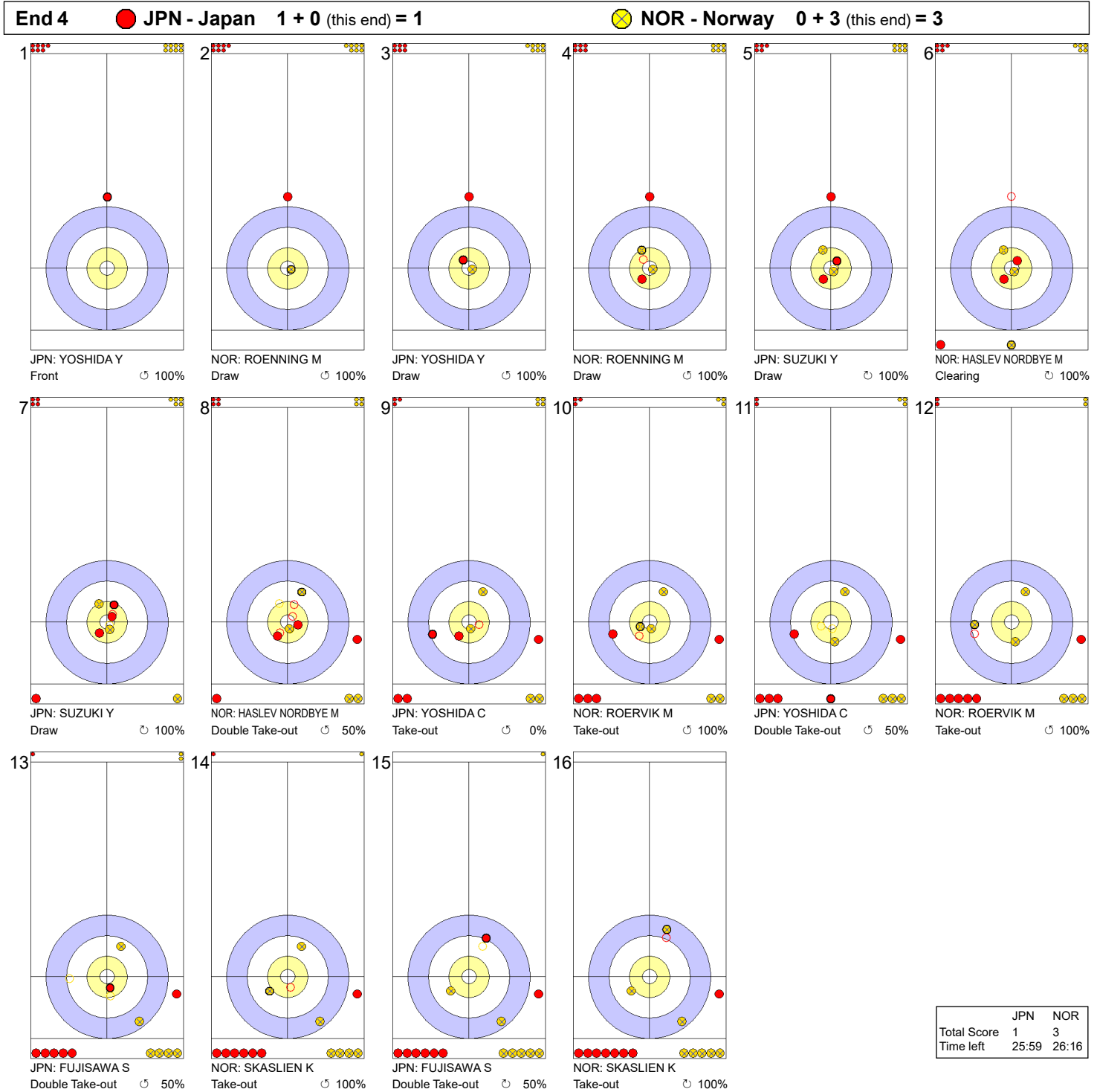


**Legend:**  
 ↻ Clockwise      ↺ Counter-clockwise      - Not considered

**MON 20 MAR 2023**  
 Start Time 19:00

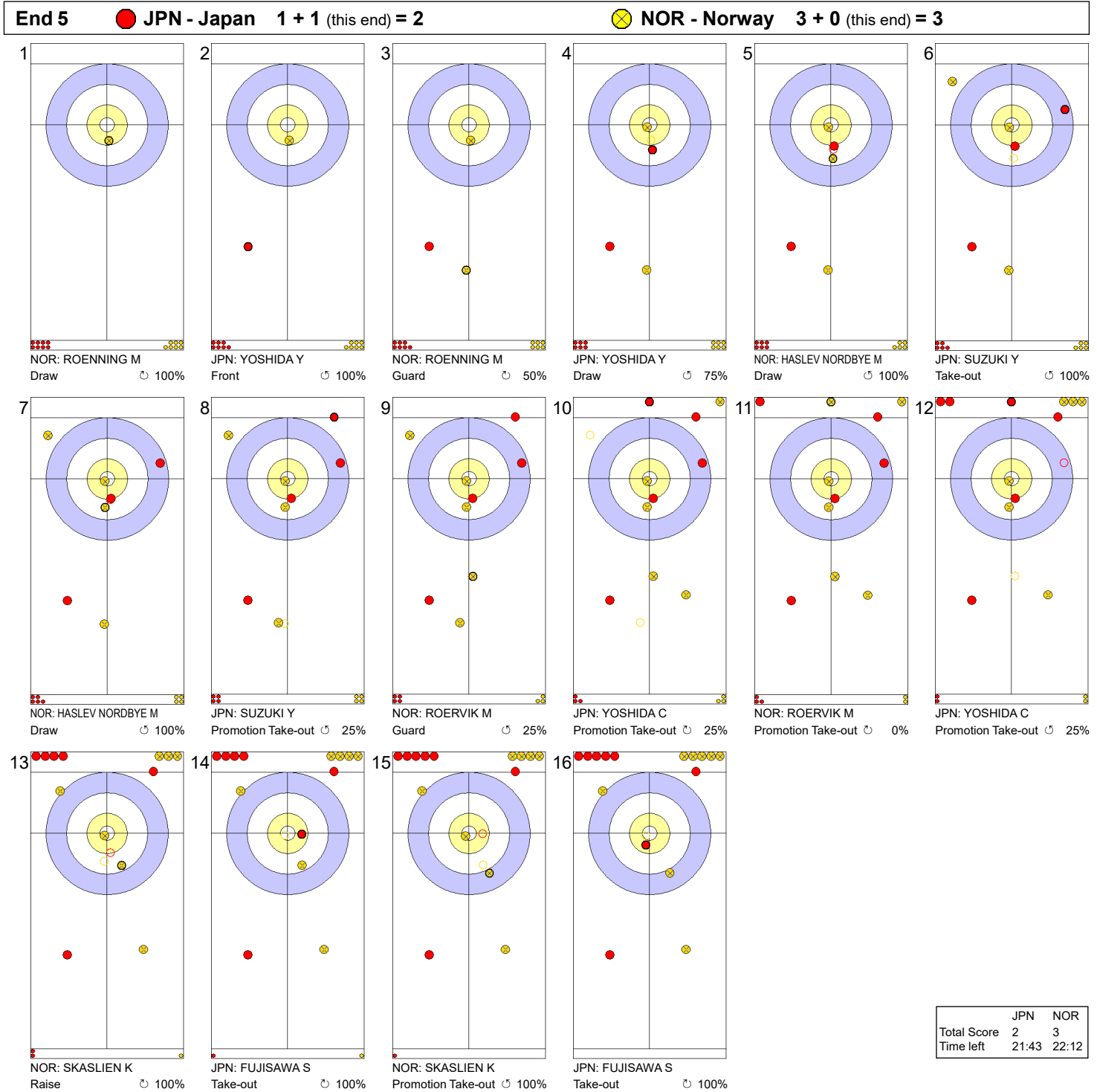
**Round Robin Session 8 - Sheet C**

**Game - Shot by Shot**



**Legend:**  
 ↻ Clockwise      ↺ Counter-clockwise      - Not considered

Game - Shot by Shot



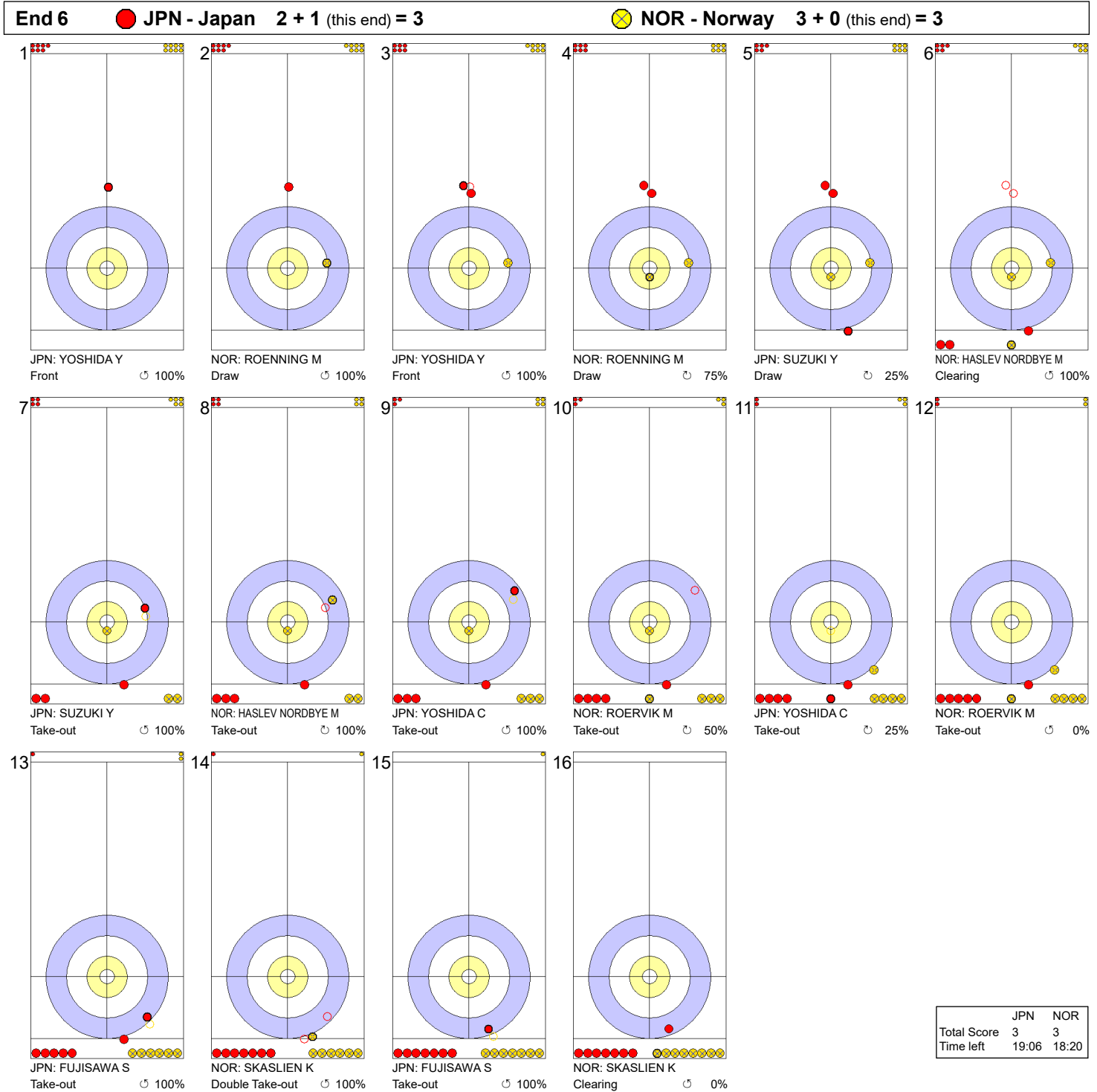
**Legend:**  
 ↻ Clockwise      ↺ Counter-clockwise      - Not considered



MON 20 MAR 2023  
Start Time 19:00

Round Robin Session 8 - Sheet C

Game - Shot by Shot



**Legend:**  
 ↻ Clockwise      ↺ Counter-clockwise      - Not considered

MON 20 MAR 2023  
Start Time 19:00

Round Robin Session 8 - Sheet C

Game - Shot by Shot

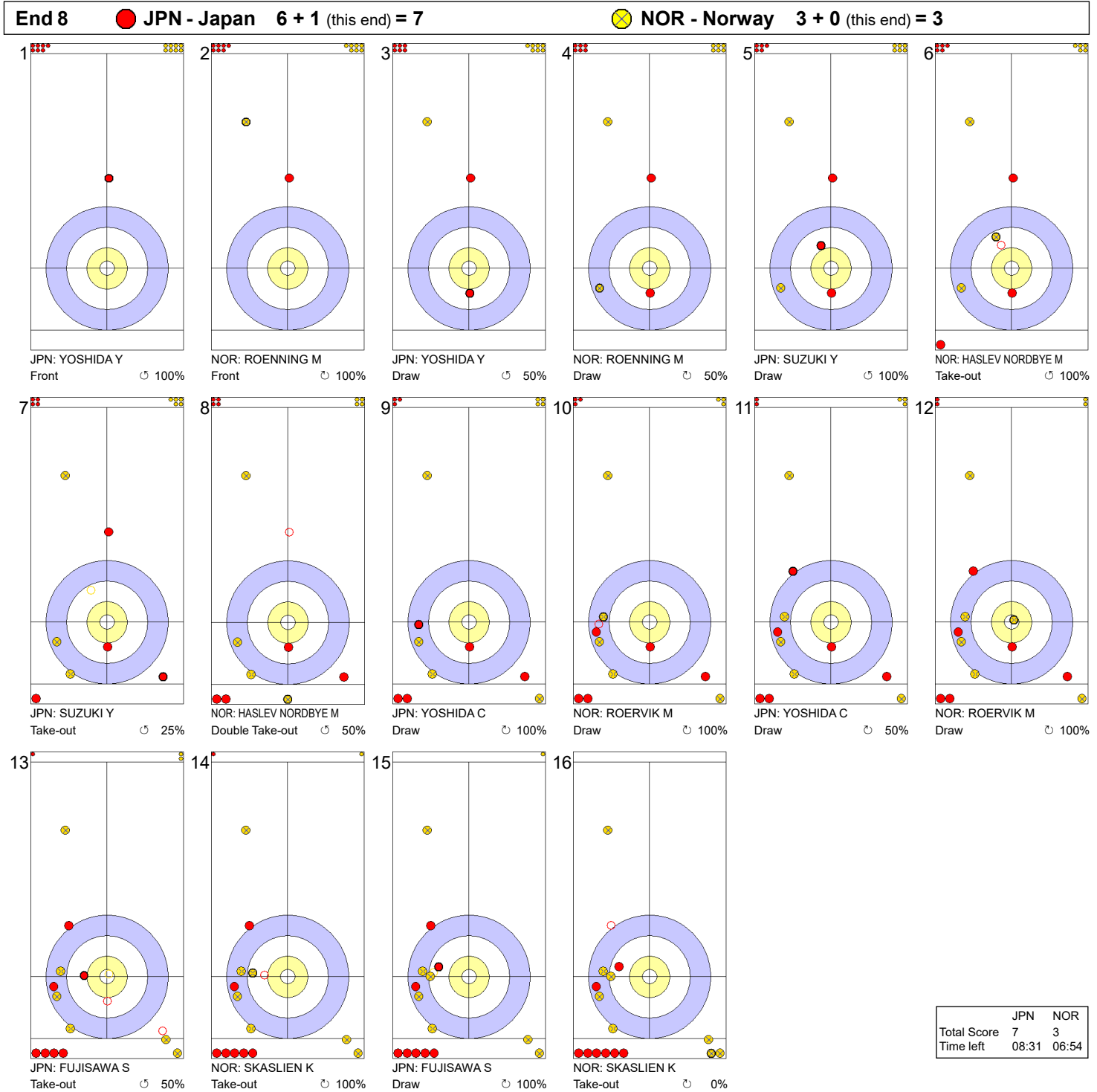


**Legend:**  
 ↻ Clockwise      ↺ Counter-clockwise      - Not considered

MON 20 MAR 2023  
Start Time 19:00

Round Robin Session 8 - Sheet C

Game - Shot by Shot

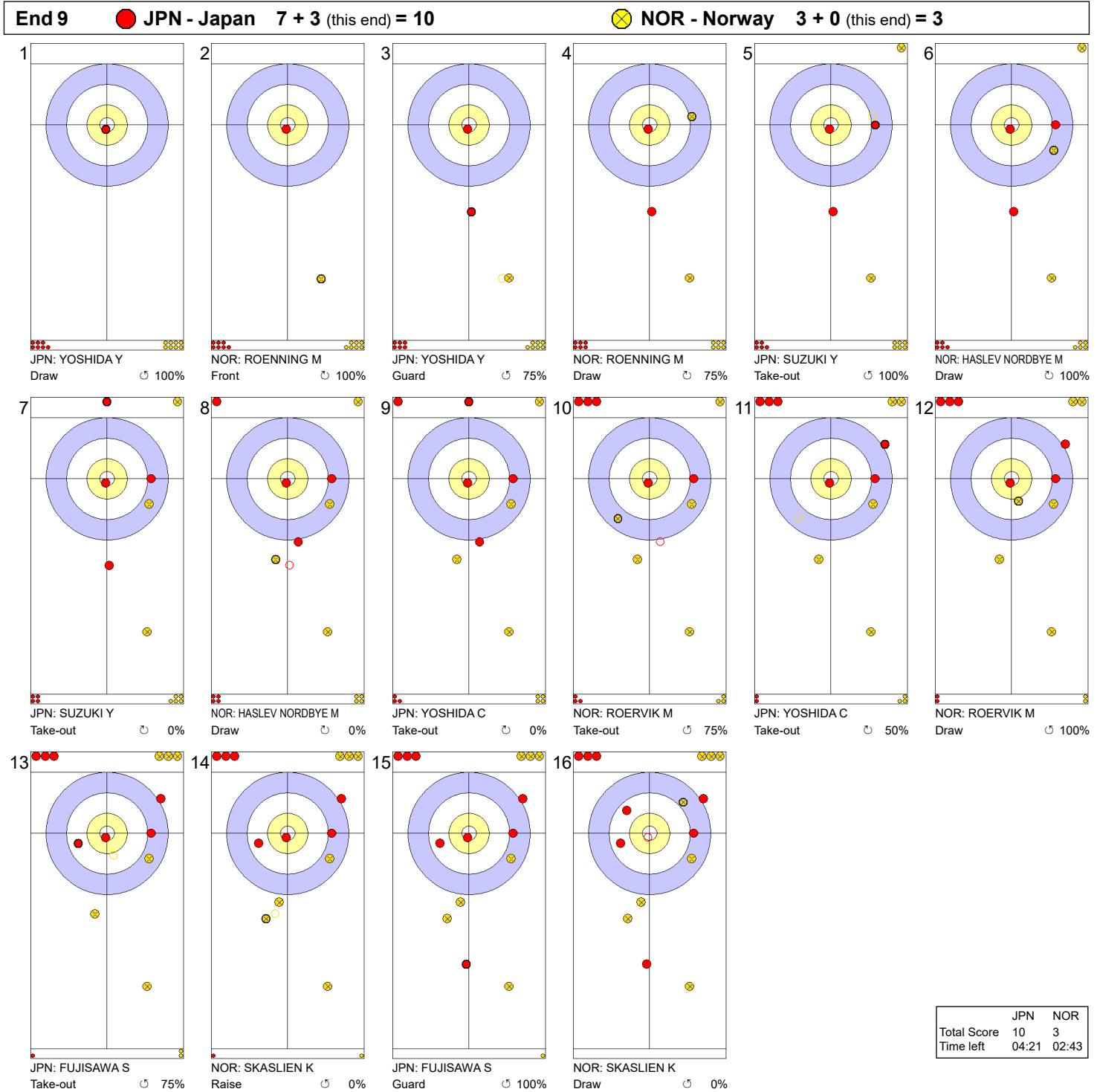


**Legend:**  
 ↻ Clockwise      ↺ Counter-clockwise      - Not considered

**MON 20 MAR 2023**  
 Start Time 19:00

**Round Robin Session 8 - Sheet C**

**Game - Shot by Shot**



**Legend:**  
 ↻ Clockwise      ↺ Counter-clockwise      - Not considered

MON 20 MAR 2023  
Start Time 19:00

Round Robin Session 8 - Sheet D

## Game Results

Sheet	Game	Team	LSFE	1	2	3	4	5	6	7	8	9	10	Extra Ends	Total
D	5	SCO - Scotland		0	4	0	0	1	0	0	0	2	1		8
	5	CAN - Canada	*	4	0	1	1	0	1	1	1	0	0		9

SCO - Scotland		Shot Success	Game	All
4 S	MORRISON Rebecca	63%	71%	
3 V	AITKEN Gina	59%	71%	
2	SINCLAIR Sophie	79%	72%	
1	JACKSON Sophie	93%	84%	
A	DODDS Jennifer	-	-	
Team Total		73%	74%	

CAN - Canada		Shot Success	Game	All
4 S	EINARSON Kerri	84%	78%	
3 V	SWEETING Val	81%	78%	
2	BIRCHARD Shannon	85%	84%	
1	HARRIS Briane	94%	91%	
A	KARWACKI Krysten	-	-	
Team Total		86%	83%	

Last Stone Draw		Distance
☺	MORRISON Rebecca	185.9cm
☹	SINCLAIR Sophie	18.6cm
<b>Total</b>		<b>204.5cm</b>

Last Stone Draw		Distance
☺	BIRCHARD Shannon	12.1cm
☹	EINARSON Kerri	35.3cm
<b>Total</b>		<b>47.4cm</b>

Time remaining: 0 minutes 55 seconds

Time remaining: 1 minute 11 seconds

Time-out: End 10 - SCO stone 8

## Shot Success Analysis

SCO - Scotland		☺	☹	Game
4	MORRISON Rebecca	Draws 5 80%	6 54%	11 66%
		Take-outs 4 75%	5 45%	9 58%
		Total 9 78%	11 50%	20 63%
3	AITKEN Gina	Draws 5 65%	1 100%	6 71%
		Take-outs 8 44%	6 67%	14 54%
		Total 13 52%	7 71%	20 59%
2	SINCLAIR Sophie	Draws 11 70%	4 75%	15 72%
		Take-outs 2 100%	3 100%	5 100%
		Total 13 75%	7 86%	20 79%
1	JACKSON Sophie	Draws 7 96%	13 90%	20 93%
		Take-outs 0 -	0 -	0 -
		Total 7 96%	13 90%	20 93%
A	DODDS Jennifer	Draws 0 -	0 -	0 -
		Take-outs 0 -	0 -	0 -
		Total 0 -	0 -	0 -
Team		Draws 28 78%	24 79%	52 78%
		Take-outs 14 61%	14 66%	28 63%
		Total 42 72%	38 74%	80 73%

CAN - Canada		☺	☹	Game
4	EINARSON Kerri	Draws 6 92%	2 63%	8 84%
		Take-outs 6 92%	6 75%	12 83%
		Total 12 92%	8 72%	20 84%
3	SWEETING Val	Draws 2 100%	4 75%	6 83%
		Take-outs 6 96%	8 69%	14 80%
		Total 8 97%	12 71%	20 81%
2	BIRCHARD Shannon	Draws 1 75%	5 70%	6 71%
		Take-outs 6 88%	8 94%	14 91%
		Total 7 86%	13 85%	20 85%
1	HARRIS Briane	Draws 12 98%	6 83%	18 93%
		Take-outs 0 -	2 100%	2 100%
		Total 12 98%	8 88%	20 94%
A	KARWACKI Krysten	Draws 0 -	0 -	0 -
		Take-outs 0 -	0 -	0 -
		Total 0 -	0 -	0 -
Team		Draws 21 95%	17 75%	38 86%
		Take-outs 18 92%	24 81%	42 86%
		Total 39 94%	41 79%	80 86%

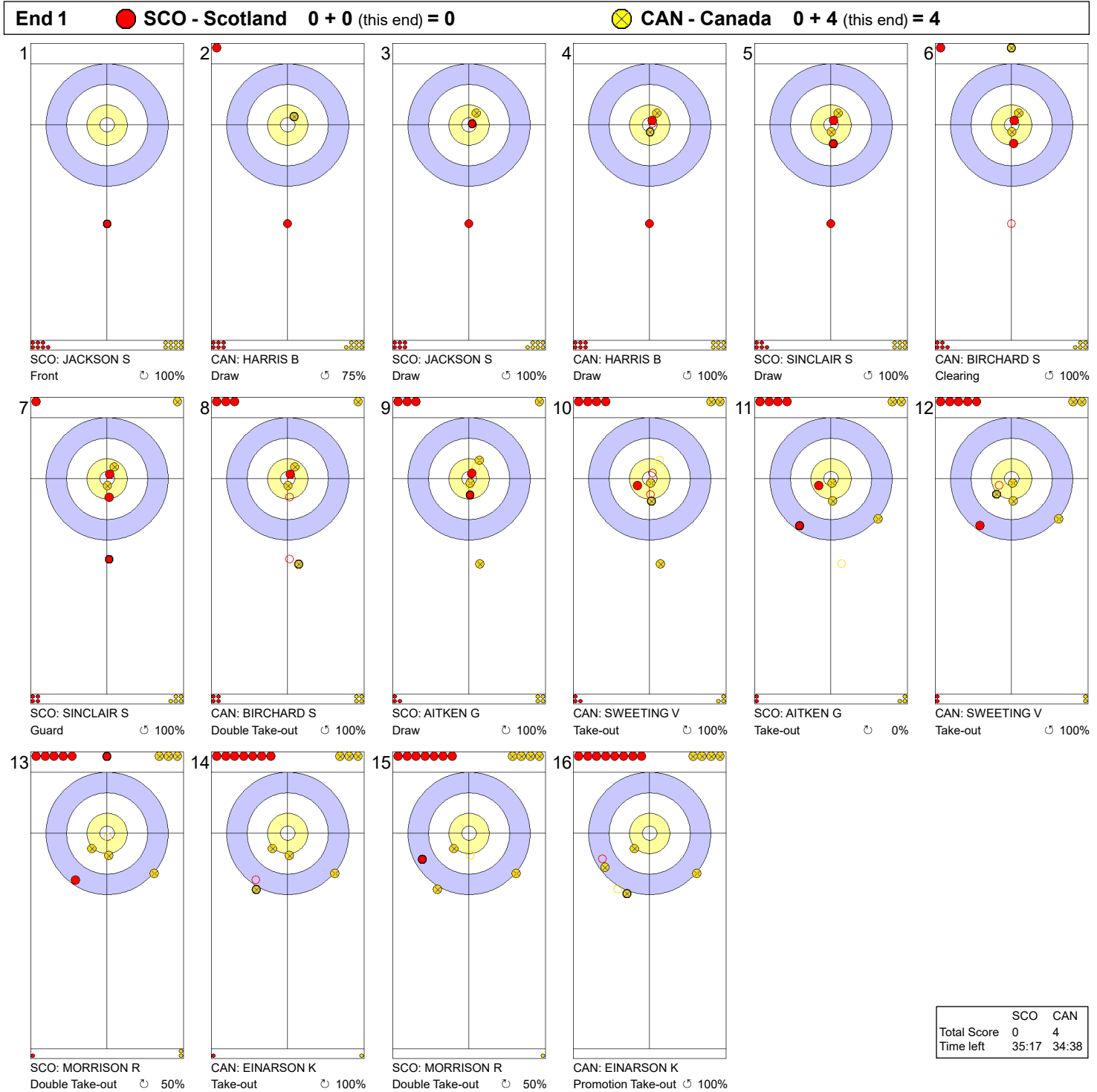
**Note:**  
Position and function for each team member:  
4 = Fourth, 3 = Third, 2 = Second, 1 = Lead, A = Alternate, S = Skip, V = Vice-Skip

**Legend:**  
☺ Clockwise      ☹ Counter-clockwise      LSFE(\*) Last Stone First End

**MON 20 MAR 2023**
  
 Start Time 19:00

**Round Robin Session 8 - Sheet D**

**Game - Shot by Shot**



**Legend:**
  
 ↻ Clockwise                      ↺ Counter-clockwise                      - Not considered



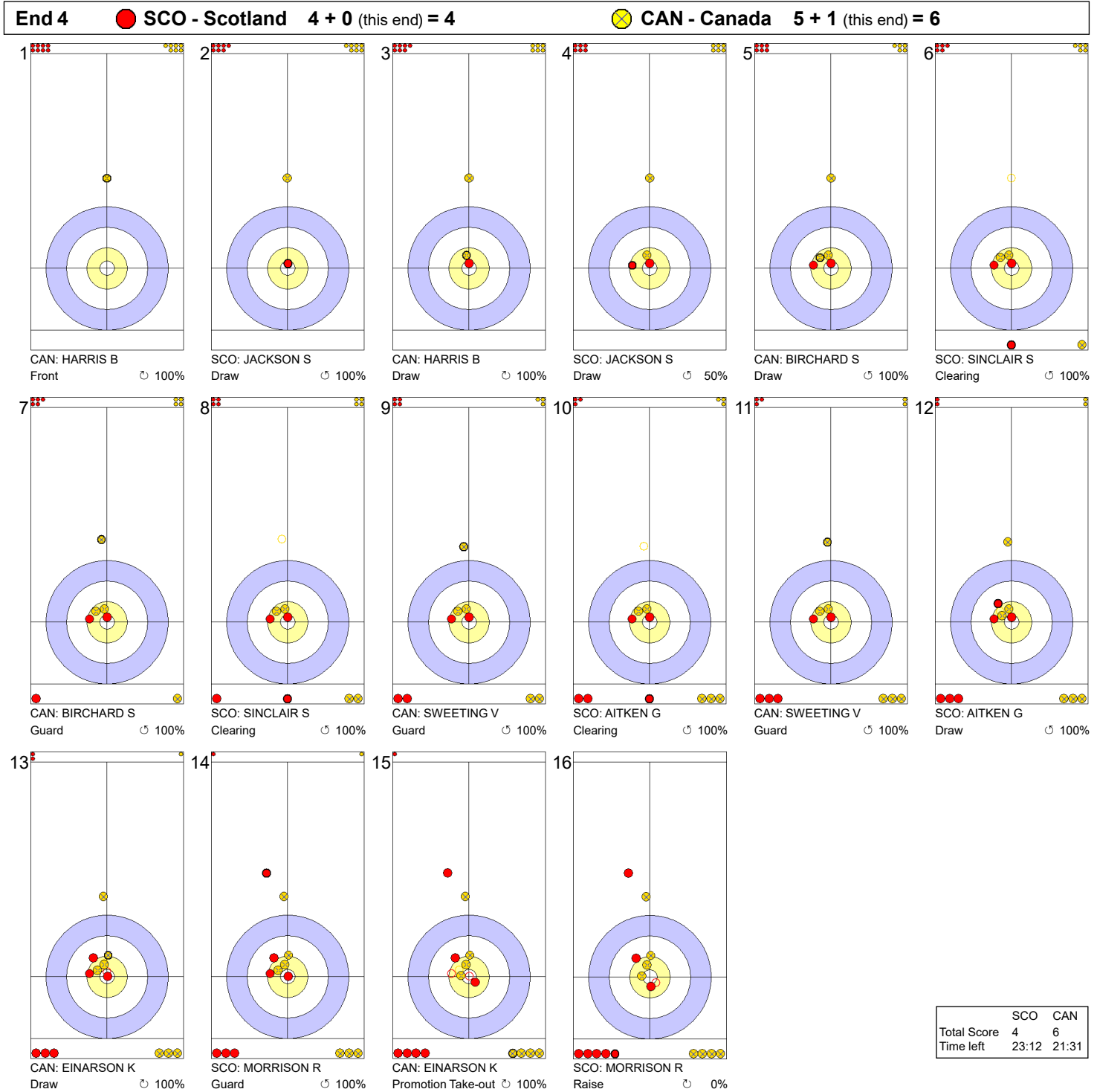




**MON 20 MAR 2023**  
 Start Time 19:00

**Round Robin Session 8 - Sheet D**

**Game - Shot by Shot**



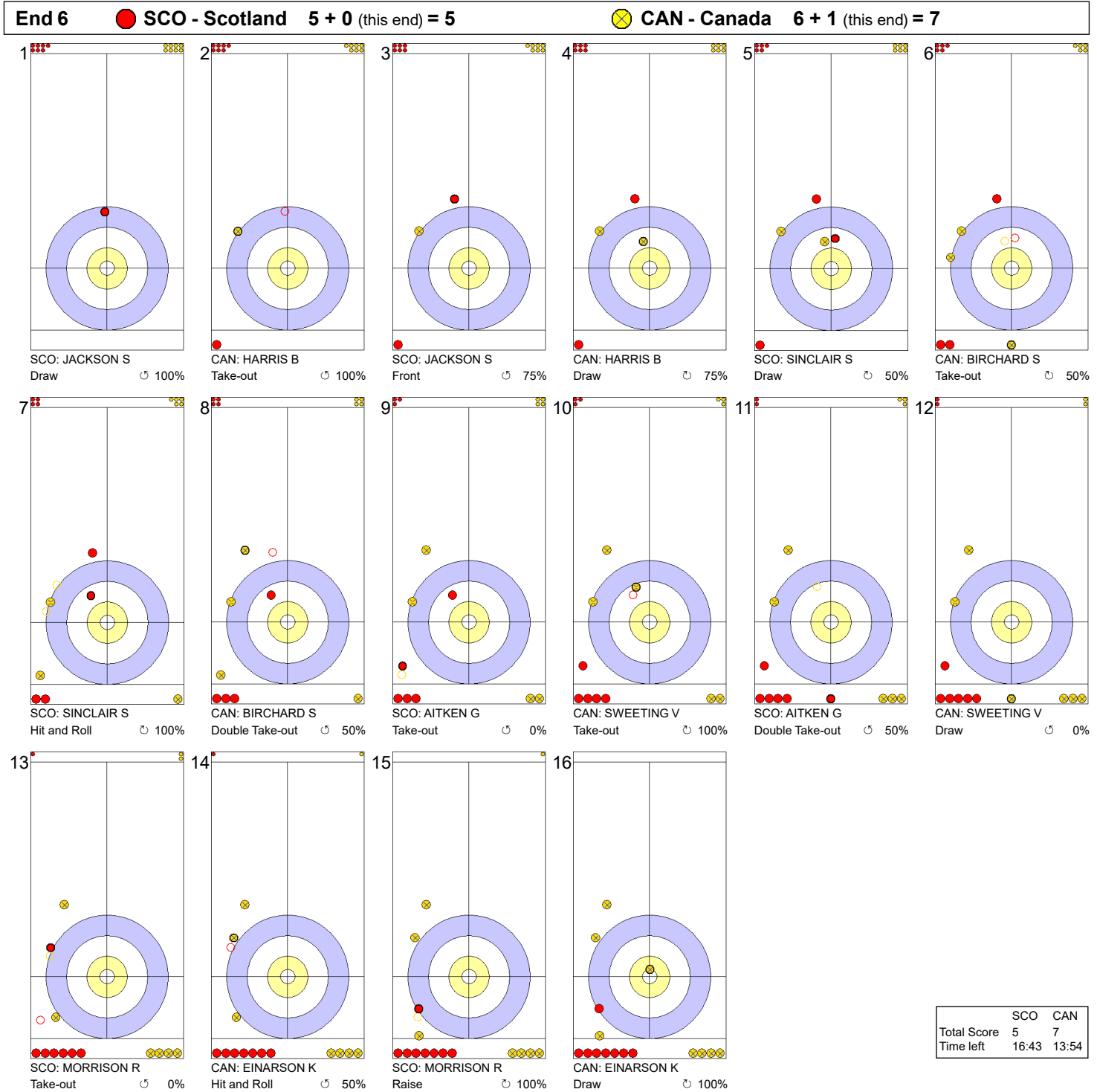
**Legend:**  
 ↻ Clockwise                      ↺ Counter-clockwise                      - Not considered



**MON 20 MAR 2023**  
 Start Time 19:00

**Round Robin Session 8 - Sheet D**

**Game - Shot by Shot**



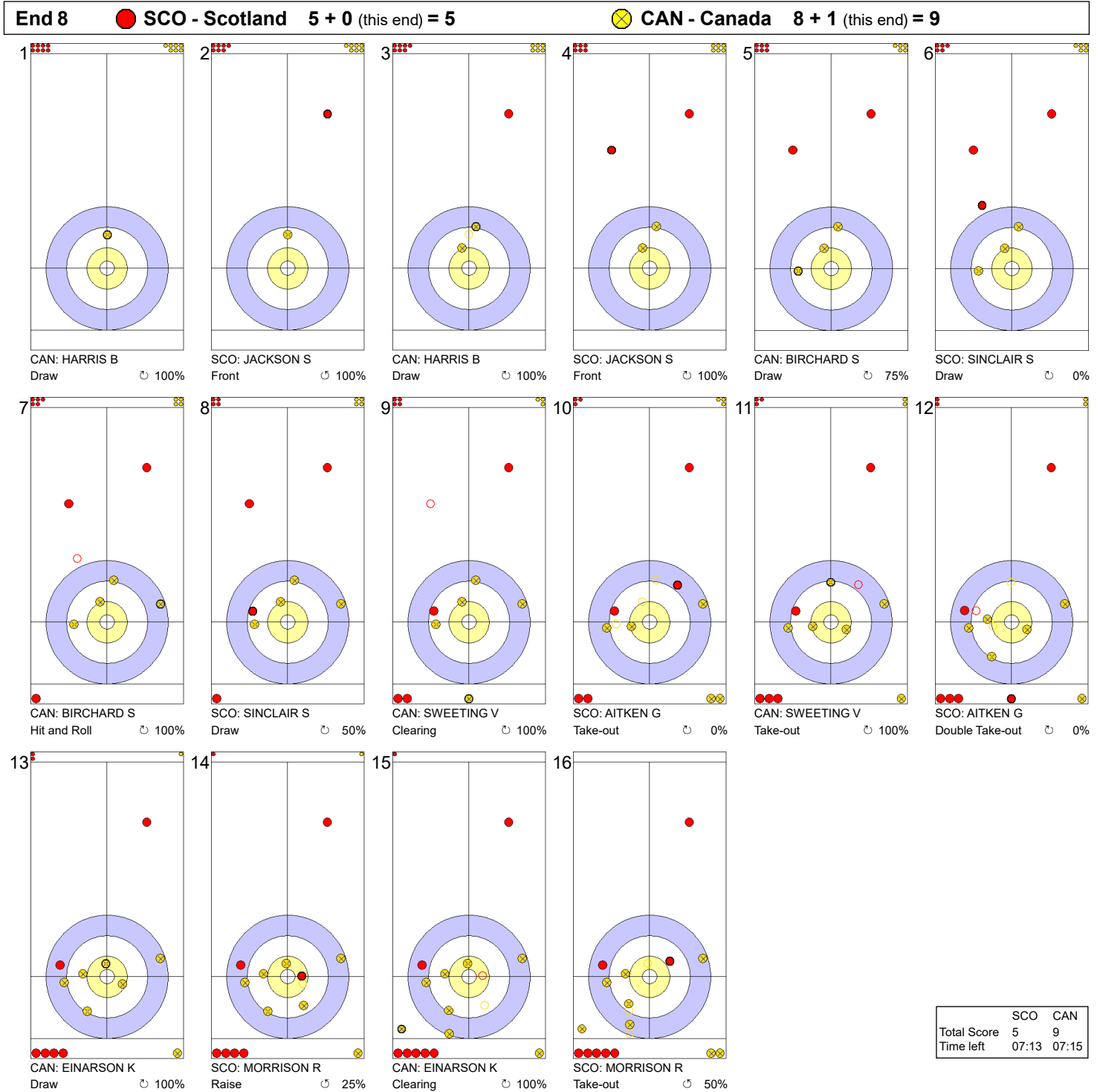
**Legend:**  
 ↻ Clockwise      ↺ Counter-clockwise      - Not considered



**MON 20 MAR 2023**  
 Start Time 19:00

**Round Robin Session 8 - Sheet D**

**Game - Shot by Shot**



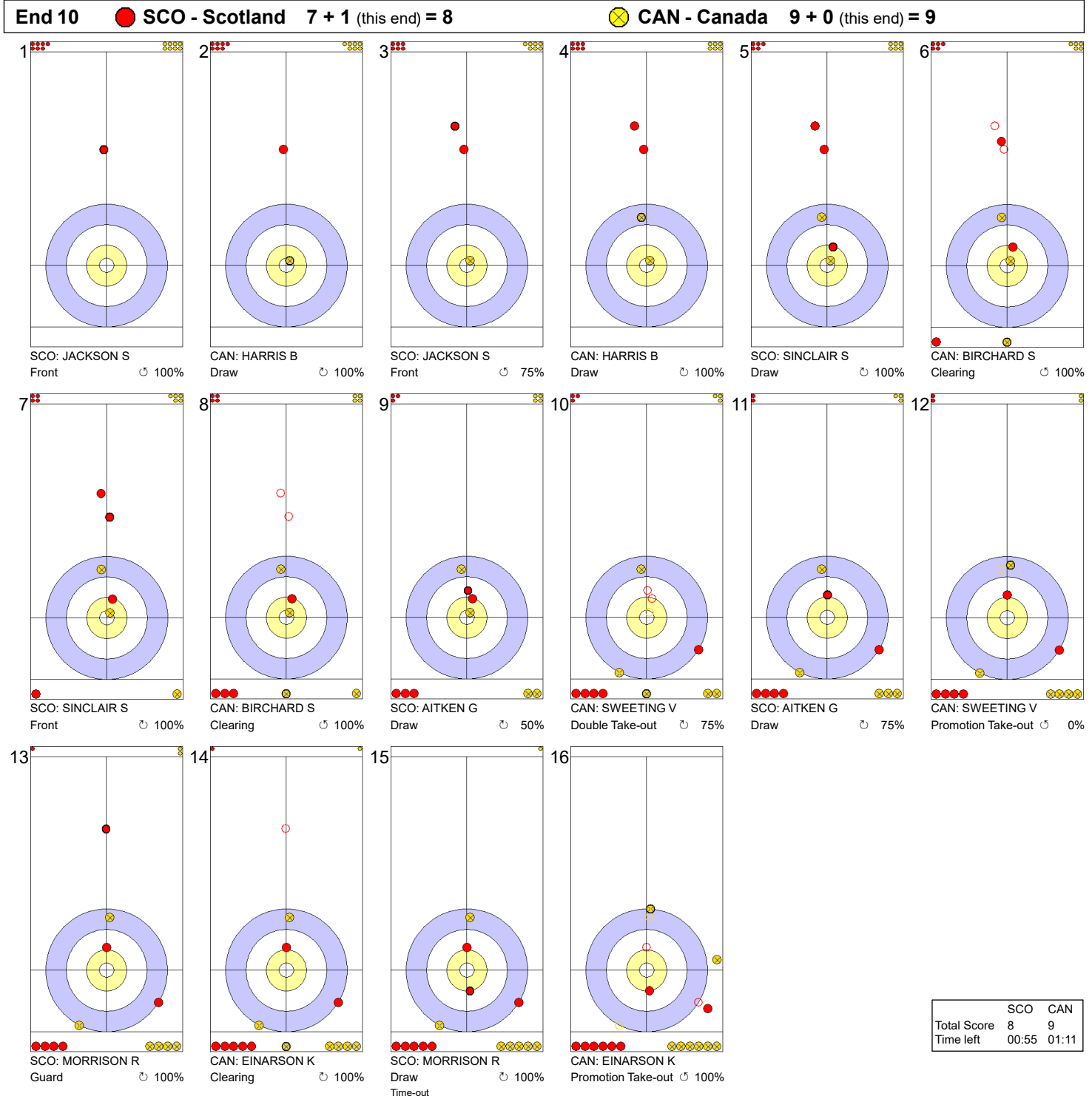
**Legend:**  
 ↻ Clockwise      ↺ Counter-clockwise      - Not considered



MON 20 MAR 2023  
Start Time 19:00

Round Robin Session 8 - Sheet D

Game - Shot by Shot



**Legend:**  
 ↻ Clockwise      ↺ Counter-clockwise      - Not considered

## Session Results and Standings

Sheet	Game	Team	LSFE	1	2	3	4	5	6	7	8	9	10	Extra Ends	Total
A	5	KOR - Korea	*	1	0	0	0	1	0	2	1	1	0		6
	4	SCO - Scotland		0	0	1	1	0	1	0	0	0	1		4
B	5	SUI - Switzerland	*	2	2	1	2	2	0	0	X	X	X		9
	4	GER - Germany		0	0	0	0	0	0	1	X	X	X		1
C	4	SWE - Sweden	*	2	0	1	0	0	0	3	1	X	X		7
	4	TUR - Türkiye		0	0	0	1	1	0	0	0	X	X		2
D	4	NOR - Norway		2	2	0	0	1	0	1	0	1	X		7
	4	DEN - Denmark	*	0	0	1	0	0	1	0	1	0	X		3

## Current Standings

Rank	Team	Games	Wins	Losses
1	SUI - Switzerland	5	5	0
2	CAN - Canada	4	3	1
2	NOR - Norway	4	3	1
4	KOR - Korea	5	3	2
5	DEN - Denmark	4	2	2
5	GER - Germany	4	2	2
5	ITA - Italy	4	2	2
5	JPN - Japan	4	2	2
5	SWE - Sweden	4	2	2
10	SCO - Scotland	4	1	3
10	TUR - Türkiye	4	1	3
10	USA - United States	4	1	3
13	NZL - New Zealand	4	0	4

**Note:**  
Under WCF rules, tie-breaking rules for standings are not applied until after the last game of the round robin.

**Legend:**  
LSFE(\*) Last Stone First End      X      Unplayed/unfinished end due to concession



MON 20 MAR 2023  
Start Time 14:00

Round Robin Session 7 - Sheet A

## Game Results

Sheet	Game	Team	LSFE	1	2	3	4	5	6	7	8	9	10	Extra Ends	Total
A	5	KOR - Korea	*	1	0	0	0	1	0	2	1	1	0		6
	4	SCO - Scotland		0	0	1	1	0	1	0	0	0	1		4

KOR - Korea		Shot Success	Game	All
4 S	HA Seungyoun	69%	67%	
3 V	KIM Hyerin	79%	79%	
2	YANG Taei	86%	81%	
1	KIM Sujin	90%	91%	
A	-	-	-	
Team Total		81%	79%	

SCO - Scotland		Shot Success	Game	All
4 S	MORRISON Rebecca	67%	73%	
3 V	AITKEN Gina	76%	74%	
2	SINCLAIR Sophie	74%	70%	
1	JACKSON Sophie	79%	81%	
A	DODDS Jennifer	-	-	
Team Total		74%	75%	

Last Stone Draw		Distance
☺	KIM Hyerin	25.1cm
☹	HA Seungyoun	22.0cm
<b>Total</b>		<b>47.1cm</b>

Last Stone Draw		Distance
☺	SINCLAIR Sophie	93.1cm
☹	MORRISON Rebecca	184.9cm
<b>Total</b>		<b>278.0cm</b>

Time remaining: 0 minutes 22 seconds

Time remaining: 0 minutes 46 seconds

Time-out: End 9 - KOR stone 6

## Shot Success Analysis

KOR - Korea		☺	☹	Game
4	HA Seungyoun	Draws 5 70%	3 75%	8 72%
		Take-outs 7 57%	5 80%	12 67%
		Total 12 63%	8 78%	20 69%
3	KIM Hyerin	Draws 5 80%	4 88%	9 83%
		Take-outs 7 86%	4 56%	11 75%
		Total 12 83%	8 72%	20 79%
2	YANG Taei	Draws 5 90%	2 88%	7 89%
		Take-outs 7 93%	6 75%	13 85%
		Total 12 92%	8 78%	20 86%
1	KIM Sujin	Draws 14 91%	3 83%	17 90%
		Take-outs 2 88%	1 100%	3 92%
		Total 16 91%	4 88%	20 90%
A	-	Draws 0 -	0 -	0 -
		Take-outs 0 -	0 -	0 -
		Total 0 -	0 -	0 -
Team		Draws 29 85%	12 83%	41 85%
		Take-outs 23 79%	16 73%	39 77%
		Total 52 83%	28 78%	80 81%

SCO - Scotland		☺	☹	Game
4	MORRISON Rebecca	Draws 2 88%	7 57%	9 64%
		Take-outs 7 86%	3 33%	10 70%
		Total 9 86%	10 50%	19 67%
3	AITKEN Gina	Draws 3 92%	3 75%	6 83%
		Take-outs 7 82%	7 64%	14 73%
		Total 10 85%	10 68%	20 76%
2	SINCLAIR Sophie	Draws 5 70%	4 75%	9 72%
		Take-outs 7 82%	4 63%	11 75%
		Total 12 77%	8 69%	20 74%
1	JACKSON Sophie	Draws 9 81%	9 72%	18 76%
		Take-outs 2 100%	0 -	2 100%
		Total 11 84%	9 72%	20 79%
A	DODDS Jennifer	Draws 0 -	0 -	0 -
		Take-outs 0 -	0 -	0 -
		Total 0 -	0 -	0 -
Team		Draws 19 80%	23 68%	42 74%
		Take-outs 23 85%	14 57%	37 74%
		Total 42 83%	37 64%	79 74%

### Note:

Position and function for each team member:

4 = Fourth, 3 = Third, 2 = Second, 1 = Lead, A = Alternate, S = Skip, V = Vice-Skip

### Legend:

☺ Clockwise

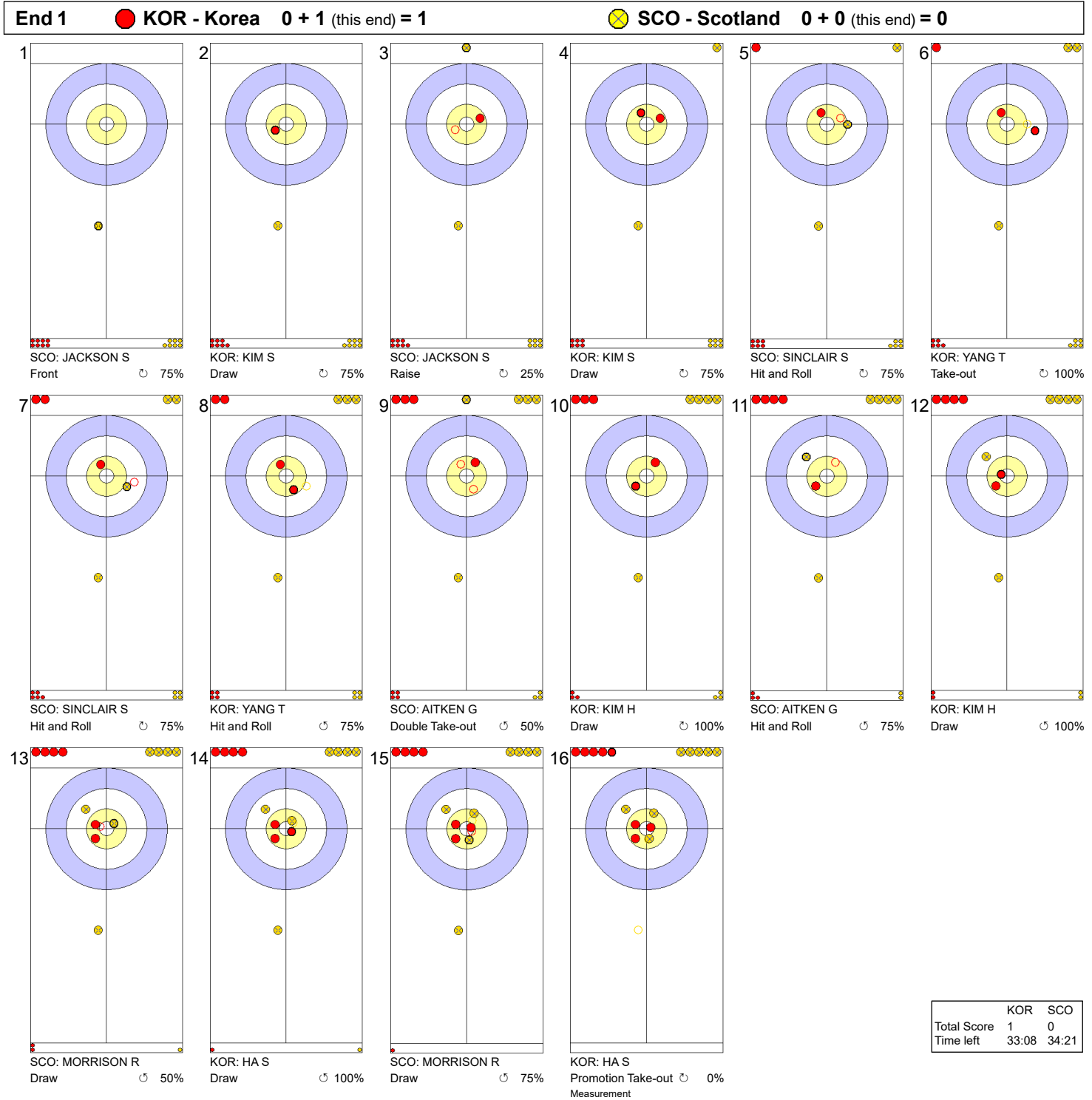
☹ Counter-clockwise

LSFE(\*) Last Stone First End

**MON 20 MAR 2023**  
 Start Time 14:00

**Round Robin Session 7 - Sheet A**

**Game - Shot by Shot**

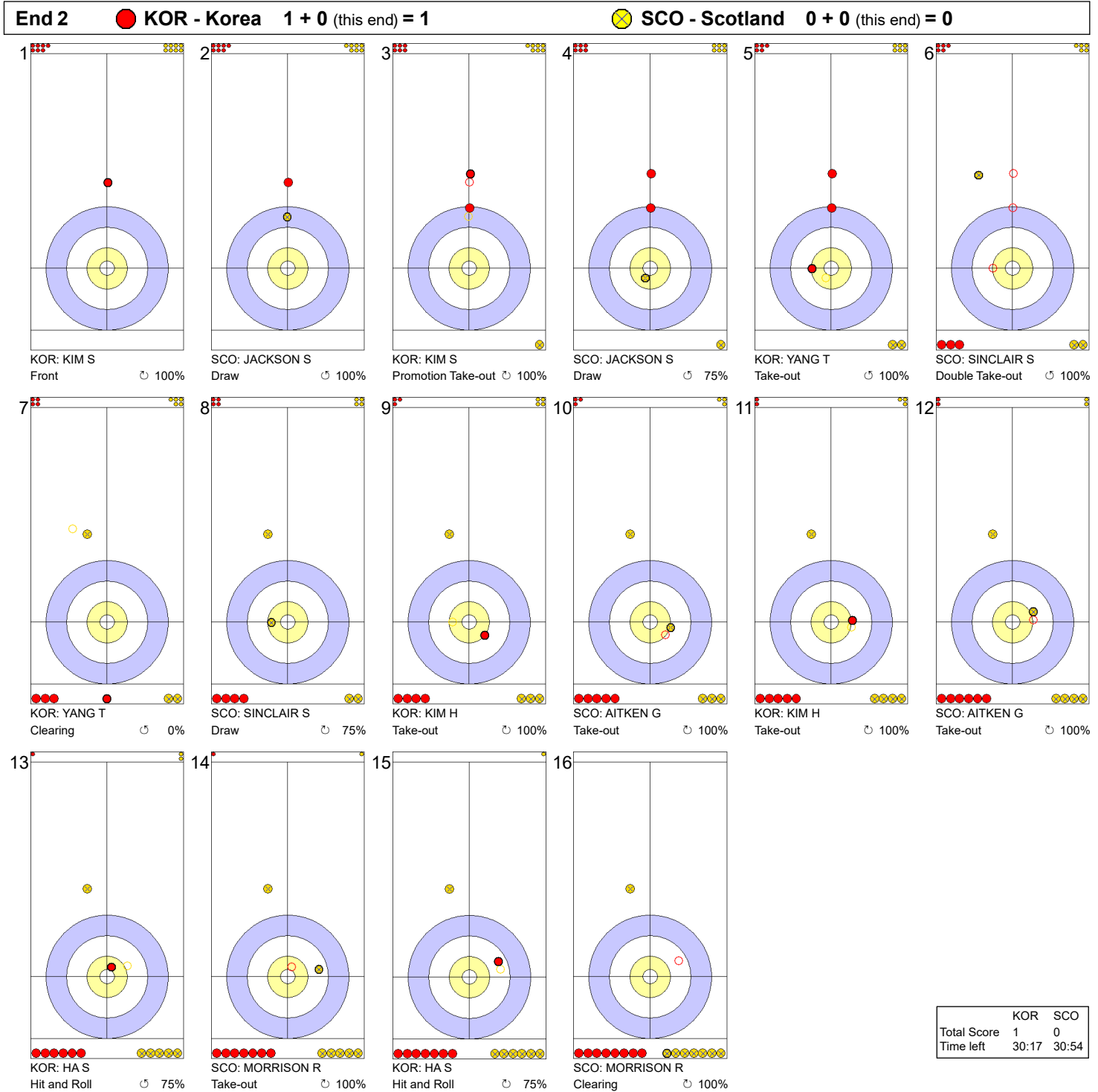


**Legend:**  
 ↻ Clockwise                      ↺ Counter-clockwise                      - Not considered

MON 20 MAR 2023  
Start Time 14:00

Round Robin Session 7 - Sheet A

Game - Shot by Shot

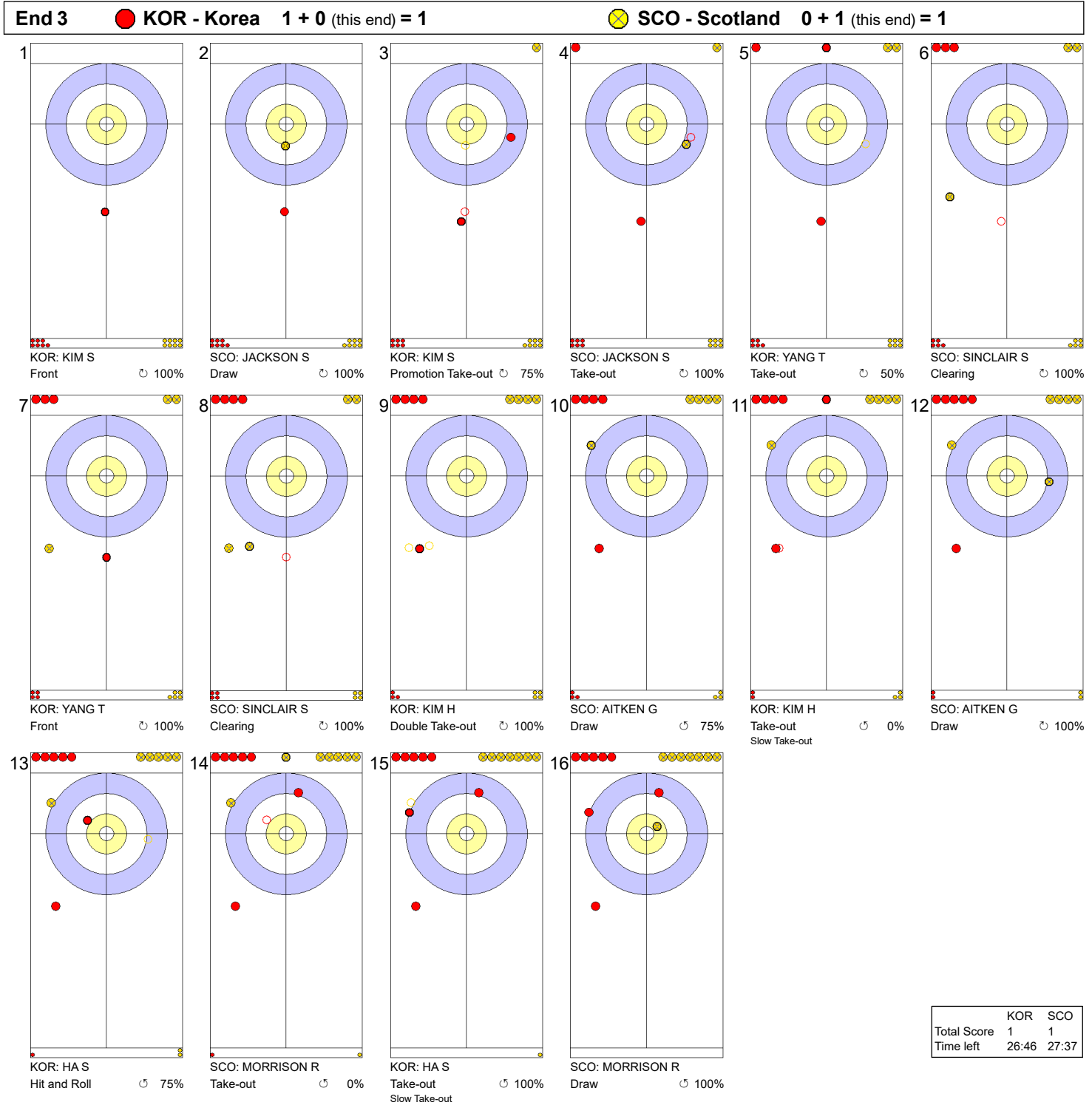


**Legend:**  
 ↻ Clockwise      ↺ Counter-clockwise      - Not considered

MON 20 MAR 2023  
Start Time 14:00

Round Robin Session 7 - Sheet A

Game - Shot by Shot

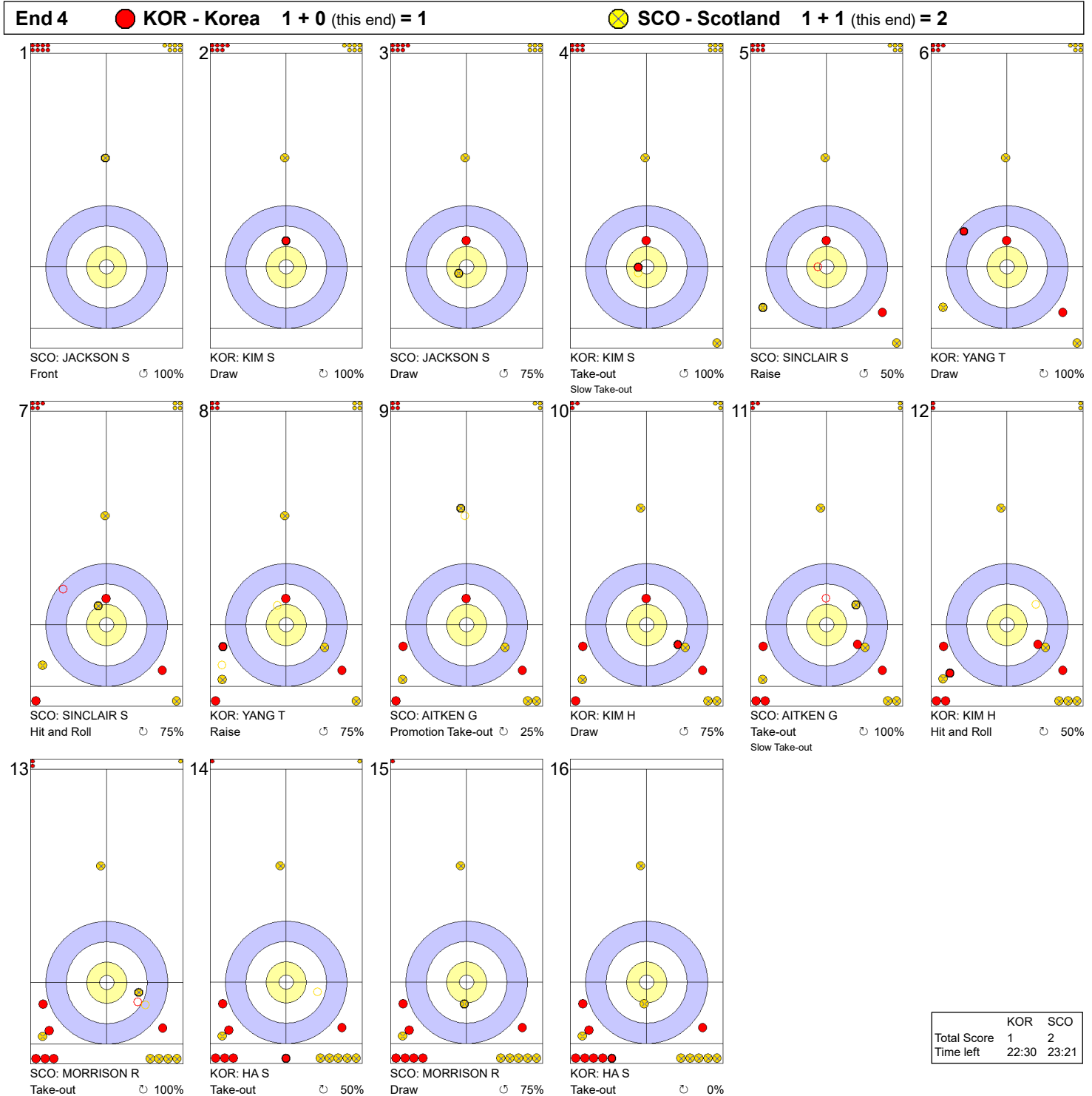


**Legend:**  
 ↻ Clockwise      ↺ Counter-clockwise      - Not considered

**MON 20 MAR 2023**  
 Start Time 14:00

**Round Robin Session 7 - Sheet A**

**Game - Shot by Shot**



	KOR	SCO
Total Score	1	2
Time left	22:30	23:21

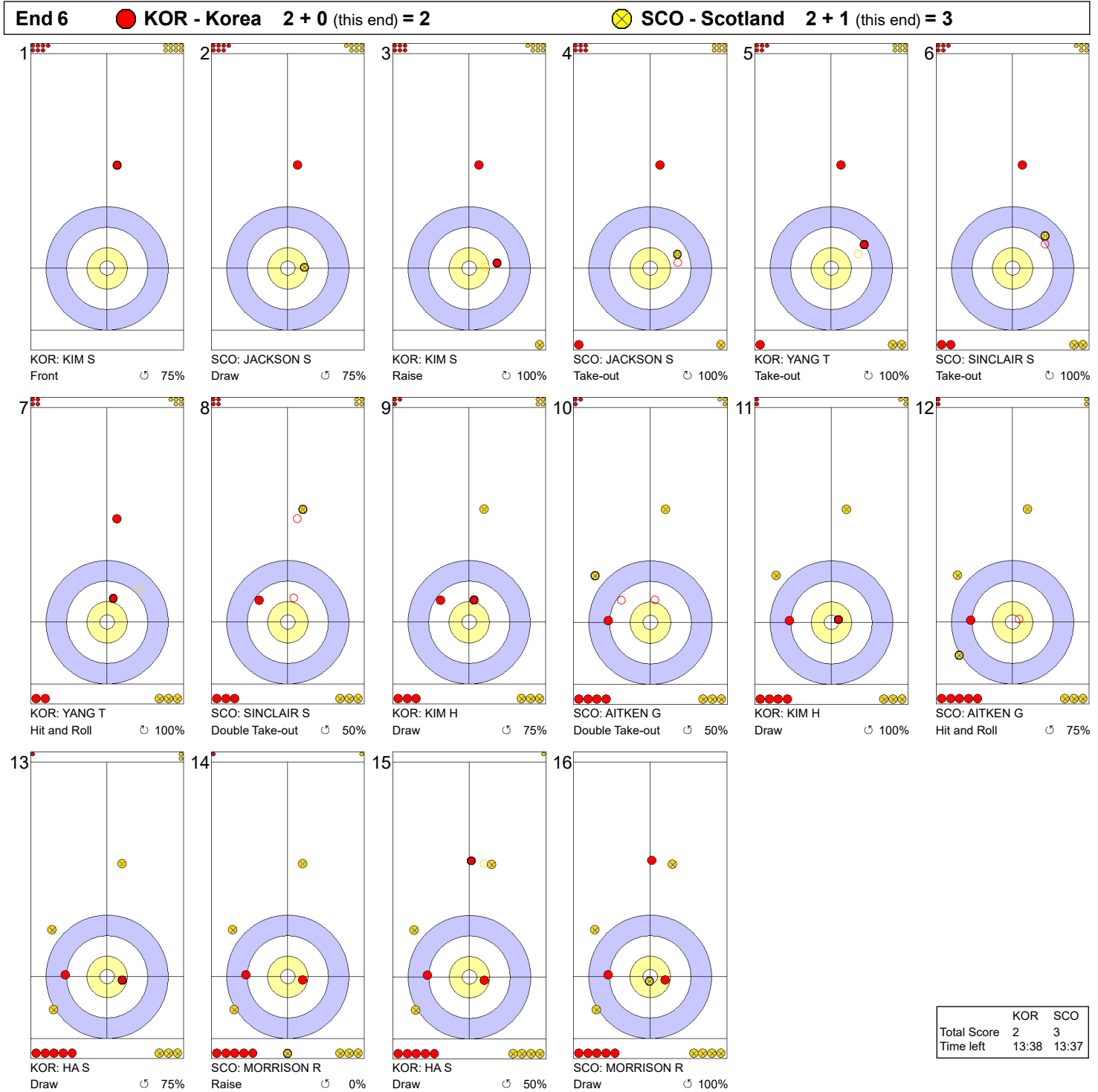
**Legend:**  
 ⤵ Clockwise      ⤴ Counter-clockwise      - Not considered



MON 20 MAR 2023  
Start Time 14:00

Round Robin Session 7 - Sheet A

Game - Shot by Shot



**Legend:**  
 ↻ Clockwise      ↺ Counter-clockwise      - Not considered

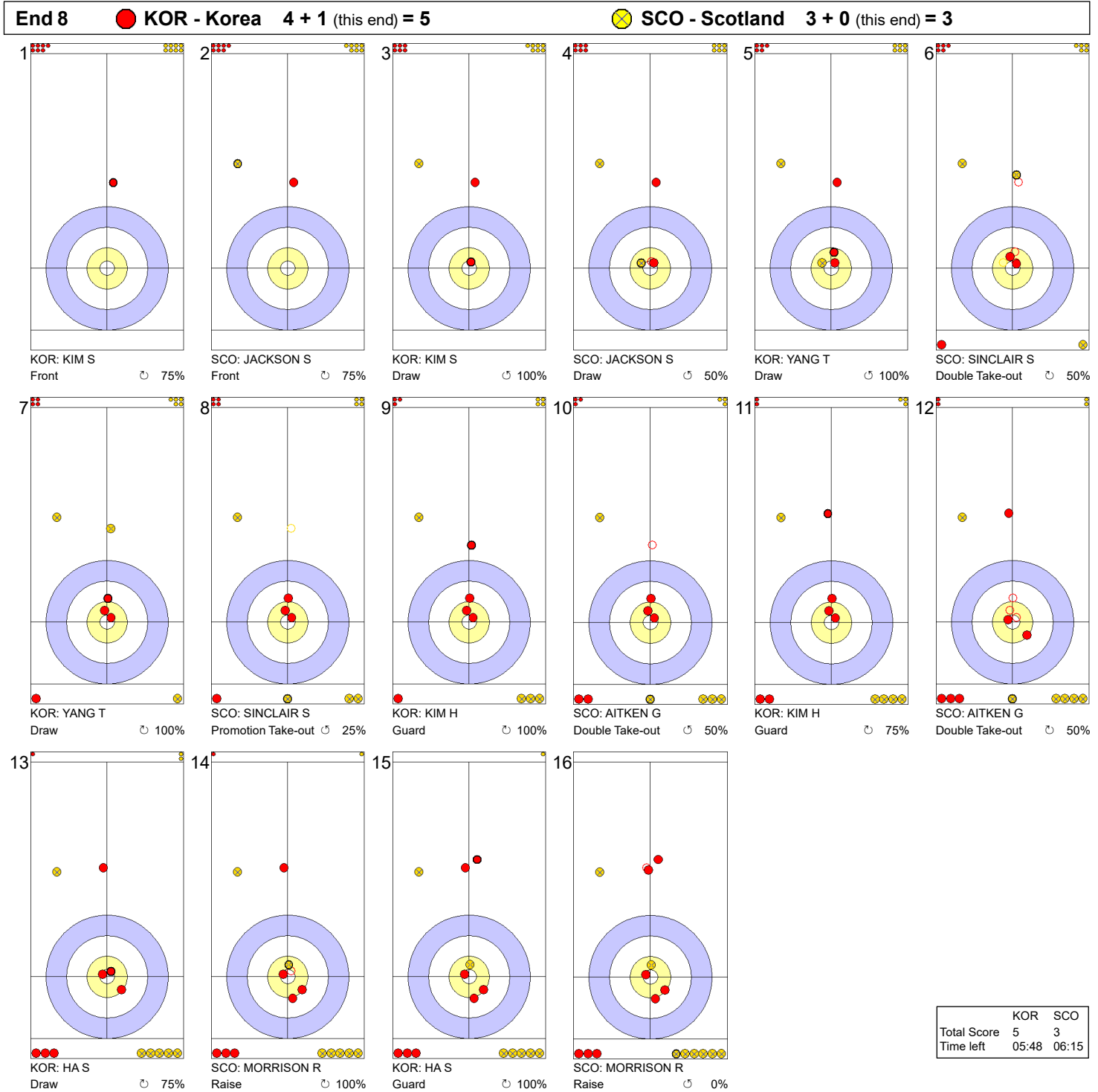




MON 20 MAR 2023  
Start Time 14:00

Round Robin Session 7 - Sheet A

Game - Shot by Shot

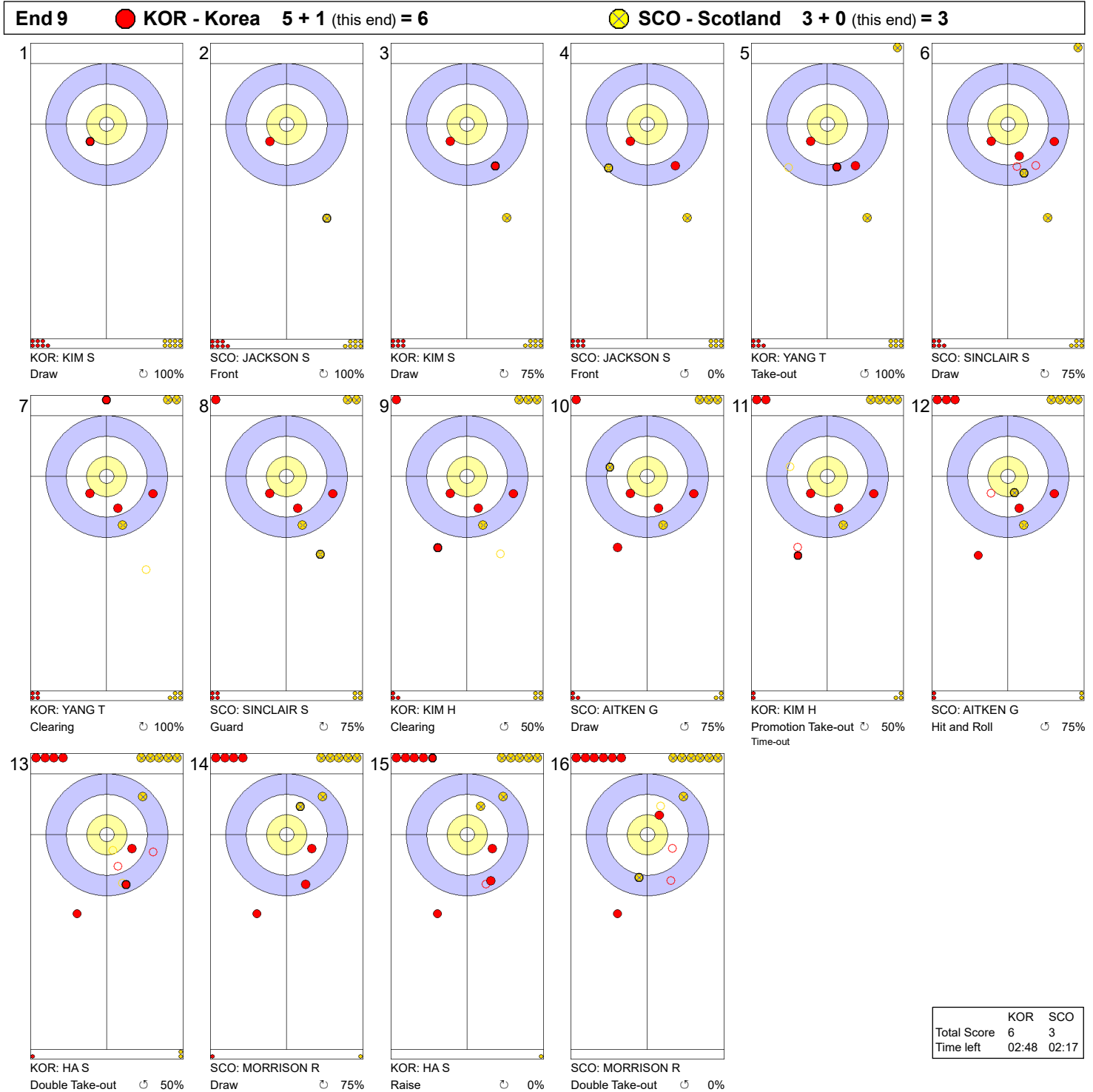


**Legend:**  
 ↻ Clockwise      ↺ Counter-clockwise      - Not considered

MON 20 MAR 2023  
Start Time 14:00

Round Robin Session 7 - Sheet A

Game - Shot by Shot

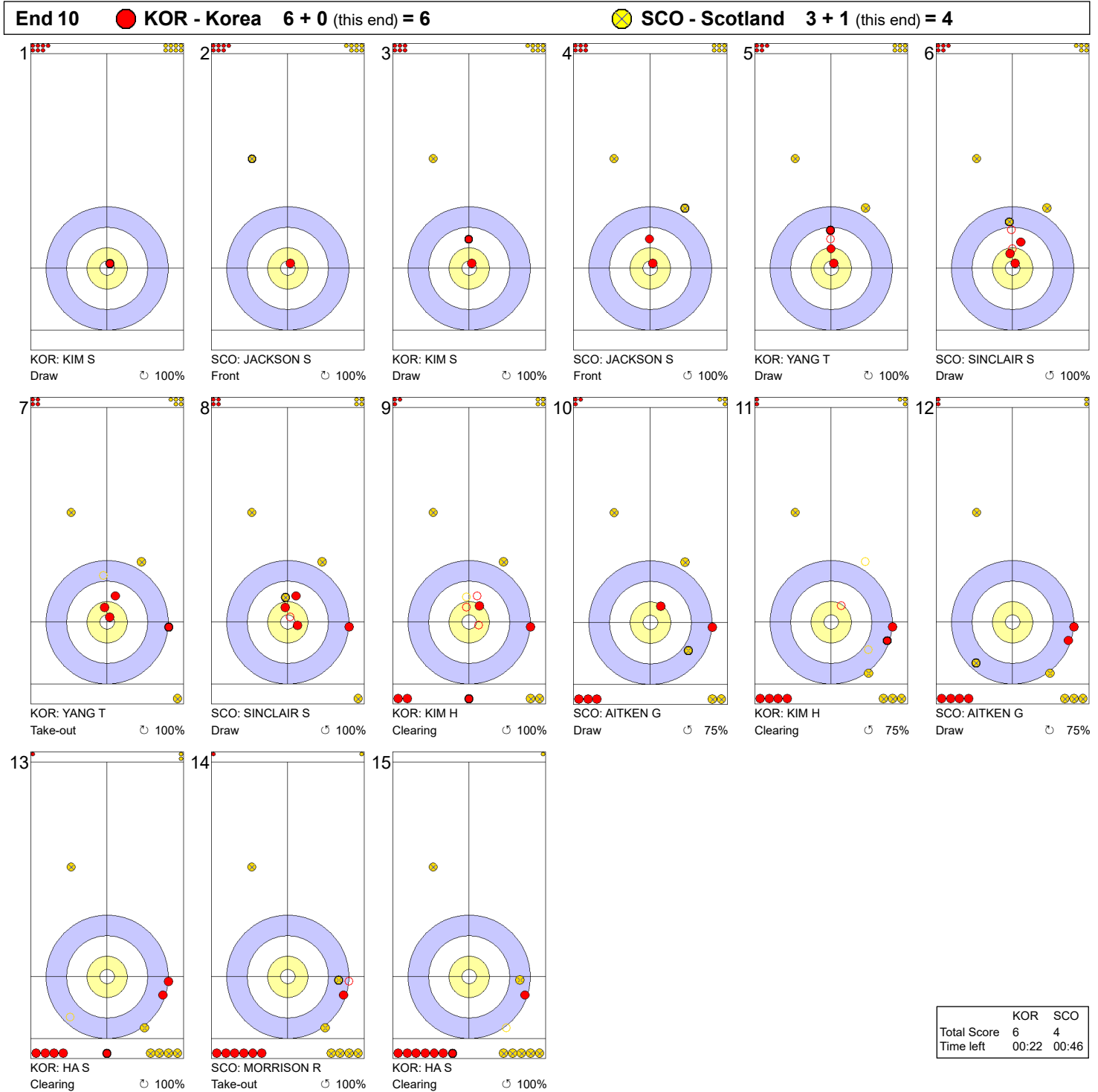


**Legend:**  
 ↻ Clockwise      ↺ Counter-clockwise      - Not considered

MON 20 MAR 2023  
Start Time 14:00

Round Robin Session 7 - Sheet A

Game - Shot by Shot



**Legend:**  
 Clockwise      Counter-clockwise      - Not considered

MON 20 MAR 2023  
Start Time 14:00

Round Robin Session 7 - Sheet B

## Game Results

Sheet	Game	Team	LSFE	1	2	3	4	5	6	7	8	9	10	Extra Ends	Total
B	5	SUI - Switzerland	*	2	2	1	2	2	0	0	X	X	X		9
	4	GER - Germany		0	0	0	0	0	0	1	X	X	X		1

SUI - Switzerland		Shot Success	Game	All
4 V	PAETZ Alina	100 %		89 %
3 S	TIRINZONI Silvana	89 %		86 %
2	HOWALD Carole	100 %		81 %
1	SCHWALLER-HUERLIMANN Briar	93 %		90 %
A	-	-		-
Team Total		95 %		87 %

GER - Germany		Shot Success	Game	All
4 S	JENTSCH Daniela	43 %		69 %
3 V	ABBES Emira	54 %		74 %
2	KAPP Lena	75 %		77 %
1	JENTSCH Analena	80 %		81 %
A	SCHOELL Pia-Lisa	-		-
Team Total		63 %		75 %

Last Stone Draw		Distance
⌚	PAETZ Alina	14.8cm
⌚	TIRINZONI Silvana	20.5cm
<b>Total</b>		<b>35.3cm</b>

Last Stone Draw		Distance
⌚	ABBES Emira	28.3cm
⌚	JENTSCH Daniela	34.0cm
<b>Total</b>		<b>62.3cm</b>

Time remaining: 18 minutes 26 seconds

Time remaining: 17 minutes 43 seconds

## Shot Success Analysis

SUI - Switzerland		⌚	⌚	Game
4 PAETZ Alina	Draws	0 -	8 100%	8 100%
	Take-outs	2 100%	4 100%	6 100%
	Total	2 100%	12 100%	14 100%
3 TIRINZONI Silvana	Draws	2 88%	3 75%	5 80%
	Take-outs	6 92%	3 100%	9 94%
	Total	8 91%	6 88%	14 89%
2 HOWALD Carole	Draws	1 100%	3 100%	4 100%
	Take-outs	4 100%	5 100%	9 100%
	Total	5 100%	8 100%	13 100%
1 SCHWALLER B	Draws	0 -	10 95%	10 95%
	Take-outs	0 -	4 88%	4 88%
	Total	0 -	14 93%	14 93%
A -	Draws	0 -	0 -	0 -
	Take-outs	0 -	0 -	0 -
	Total	0 -	0 -	0 -
Team	Draws	3 92%	24 95%	27 94%
	Take-outs	12 96%	16 97%	28 96%
	Total	15 95%	40 96%	55 95%

GER - Germany		⌚	⌚	Game
4 JENTSCH Daniela	Draws	1 0%	5 5%	6 4%
	Take-outs	5 65%	3 83%	8 72%
	Total	6 54%	8 34%	14 43%
3 ABBES Emira	Draws	2 63%	4 44%	6 50%
	Take-outs	1 50%	7 57%	8 56%
	Total	3 58%	11 52%	14 54%
2 KAPP Lena	Draws	1 100%	7 79%	8 81%
	Take-outs	3 50%	3 83%	6 67%
	Total	4 63%	10 80%	14 75%
1 JENTSCH Analena	Draws	1 75%	12 79%	13 79%
	Take-outs	0 -	1 100%	1 100%
	Total	1 75%	13 81%	14 80%
A SCHOELL Pia-Lisa	Draws	0 -	0 -	0 -
	Take-outs	0 -	0 -	0 -
	Total	0 -	0 -	0 -
Team	Draws	5 60%	28 61%	33 61%
	Take-outs	9 58%	14 71%	23 66%
	Total	14 59%	42 64%	56 63%

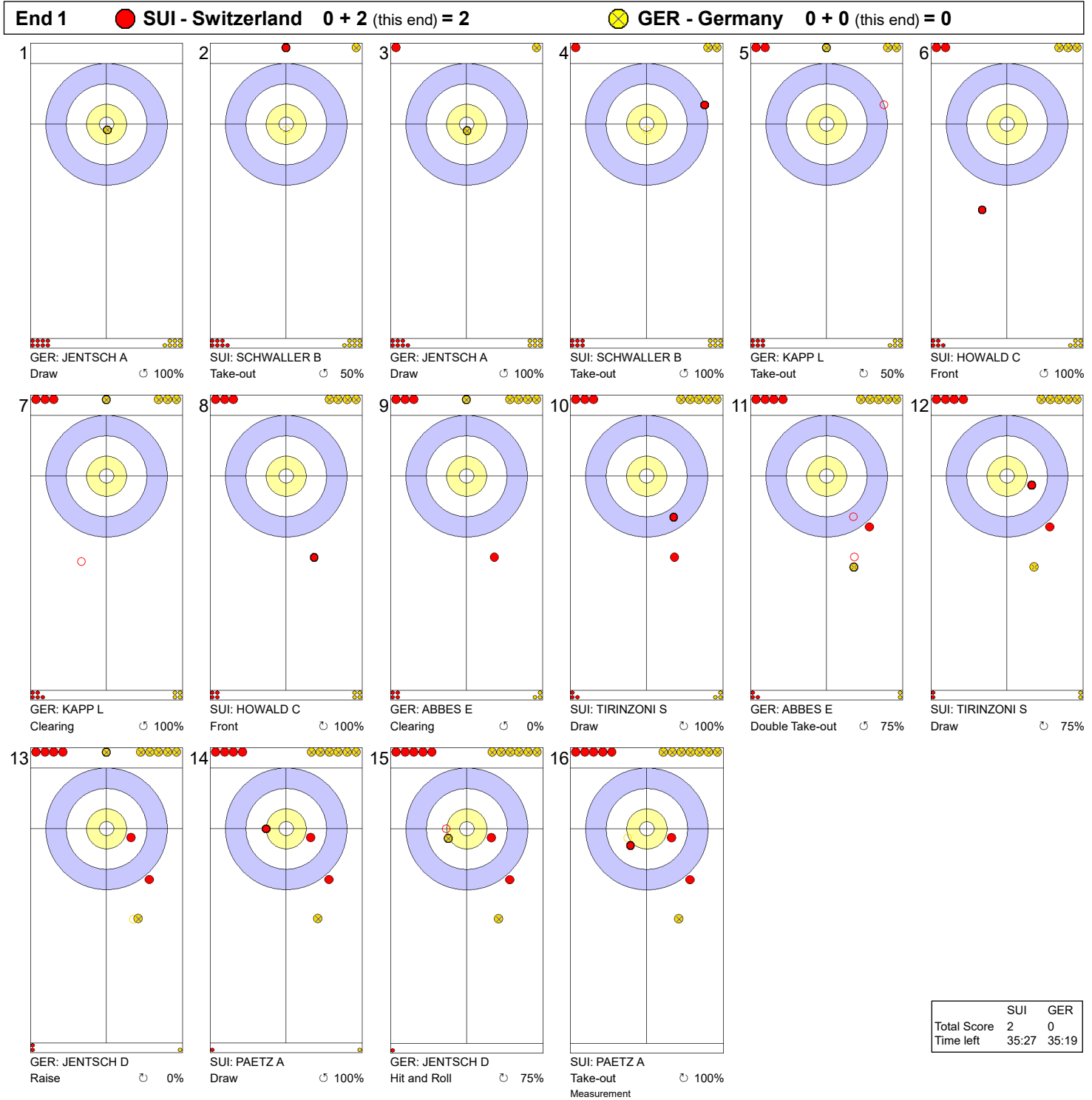
**Note:**  
Position and function for each team member:  
4 = Fourth, 3 = Third, 2 = Second, 1 = Lead, A = Alternate, S = Skip, V = Vice-Skip

**Legend:**  
⌚ Clockwise      ⌚ Counter-clockwise      LSFE(\*) Last Stone First End  
X Unplayed/unfinished end due to concession

**MON 20 MAR 2023**  
 Start Time 14:00

**Round Robin Session 7 - Sheet B**

**Game - Shot by Shot**

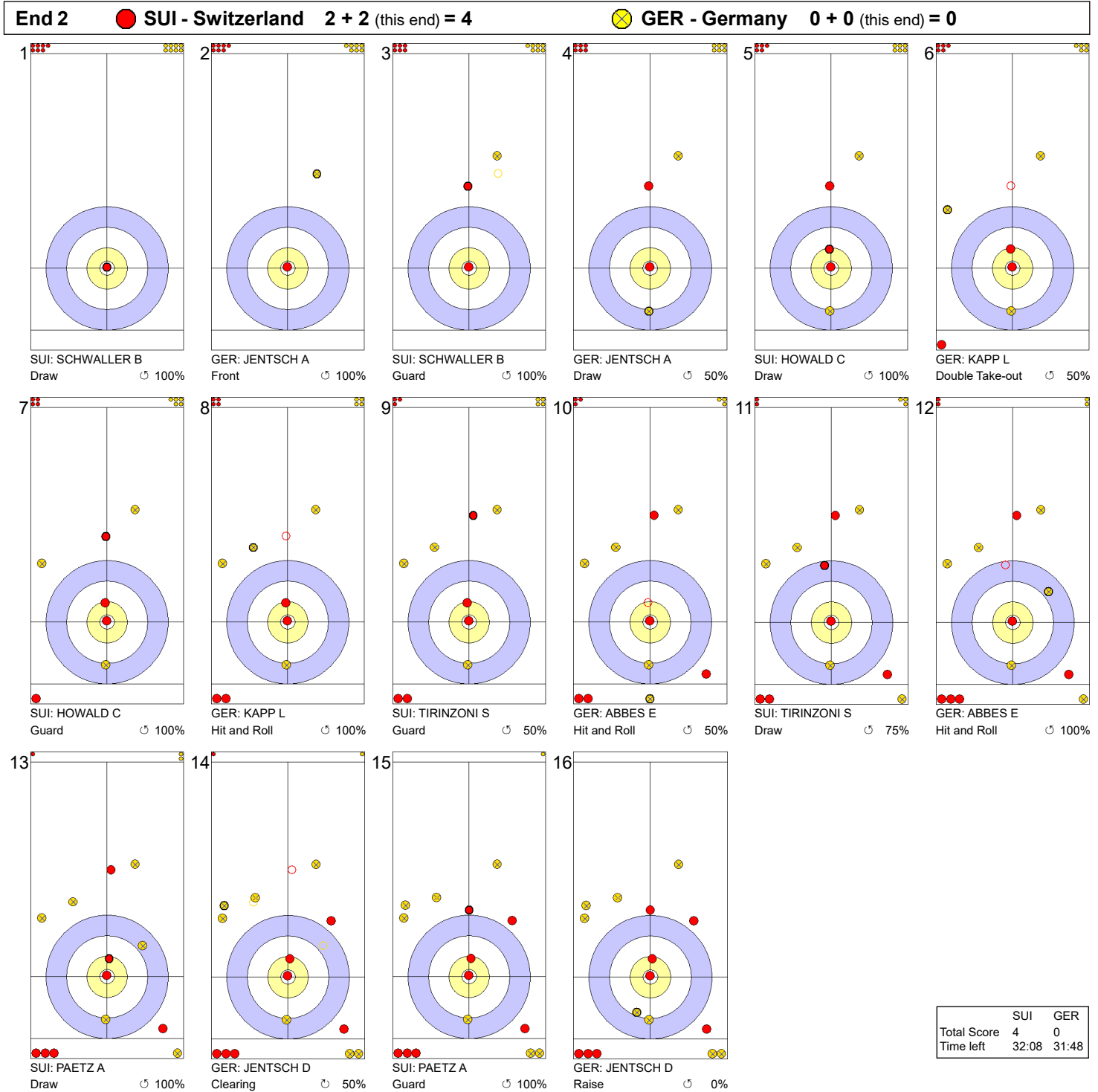


**Legend:**  
 ↻ Clockwise                      ↺ Counter-clockwise                      - Not considered

MON 20 MAR 2023  
Start Time 14:00

Round Robin Session 7 - Sheet B

Game - Shot by Shot

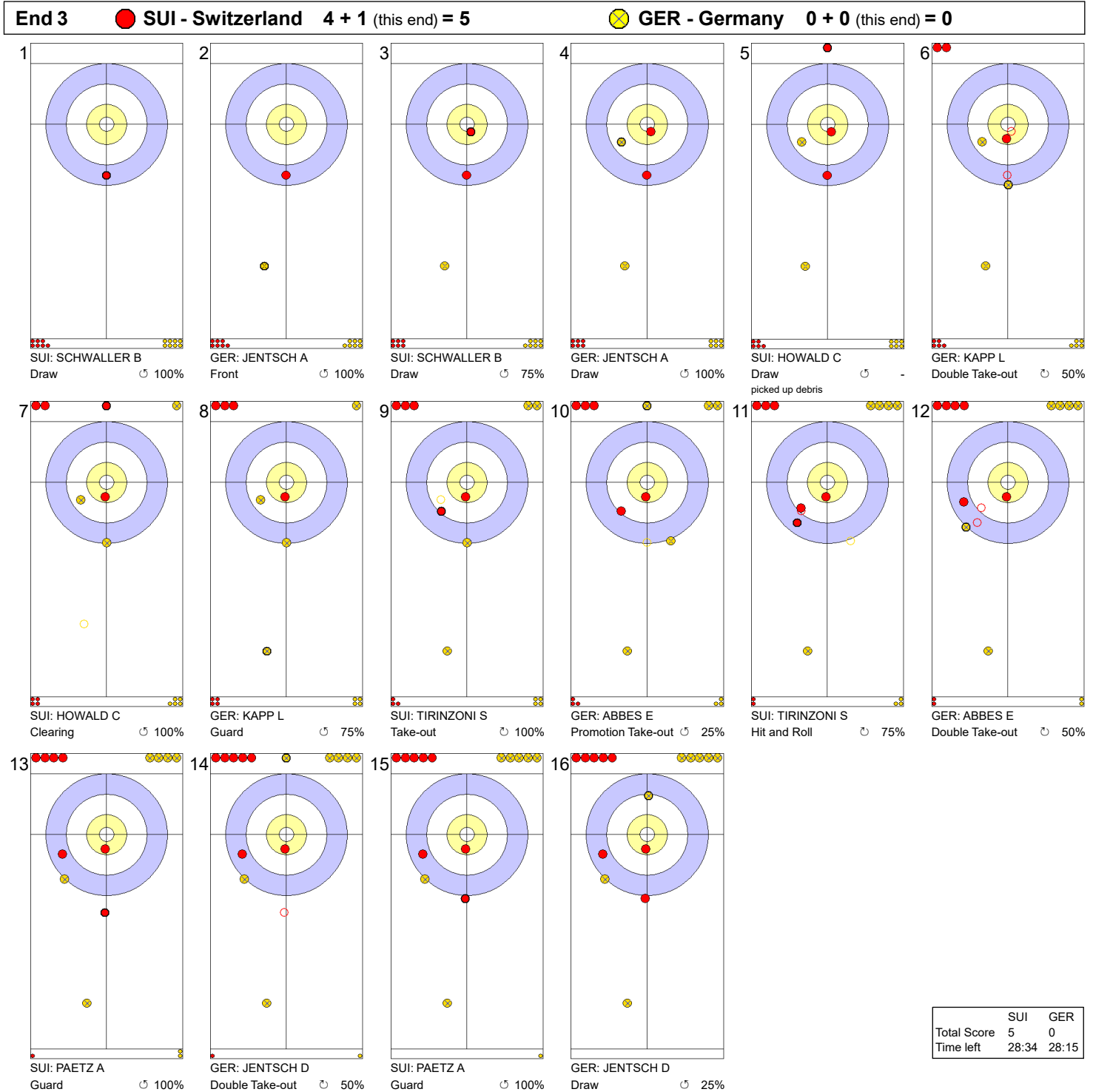


**Legend:**  
 ↻ Clockwise      ↺ Counter-clockwise      - Not considered

MON 20 MAR 2023  
Start Time 14:00

Round Robin Session 7 - Sheet B

Game - Shot by Shot

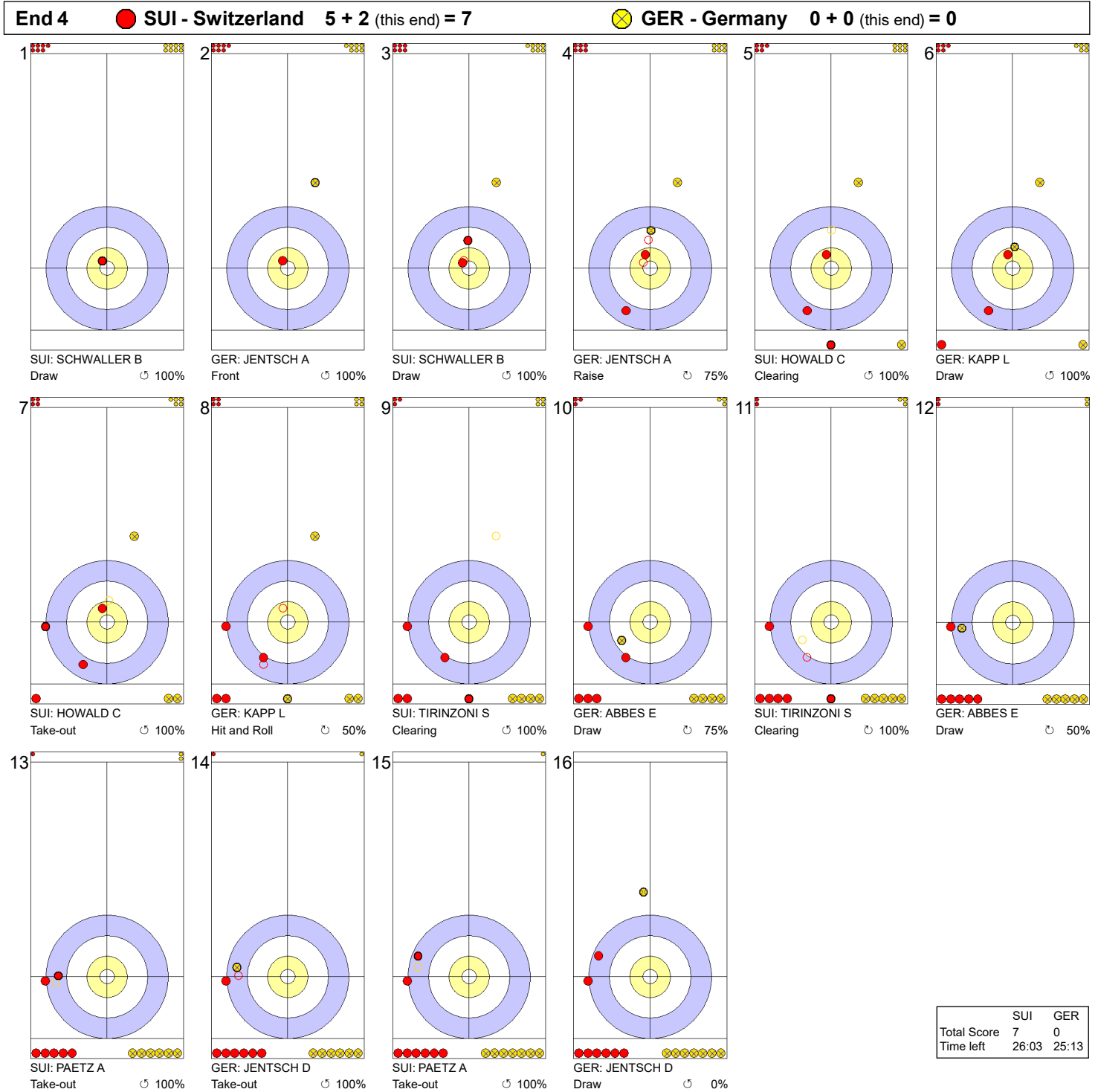


**Legend:**  
 ↻ Clockwise      ↺ Counter-clockwise      - Not considered

MON 20 MAR 2023  
Start Time 14:00

Round Robin Session 7 - Sheet B

Game - Shot by Shot



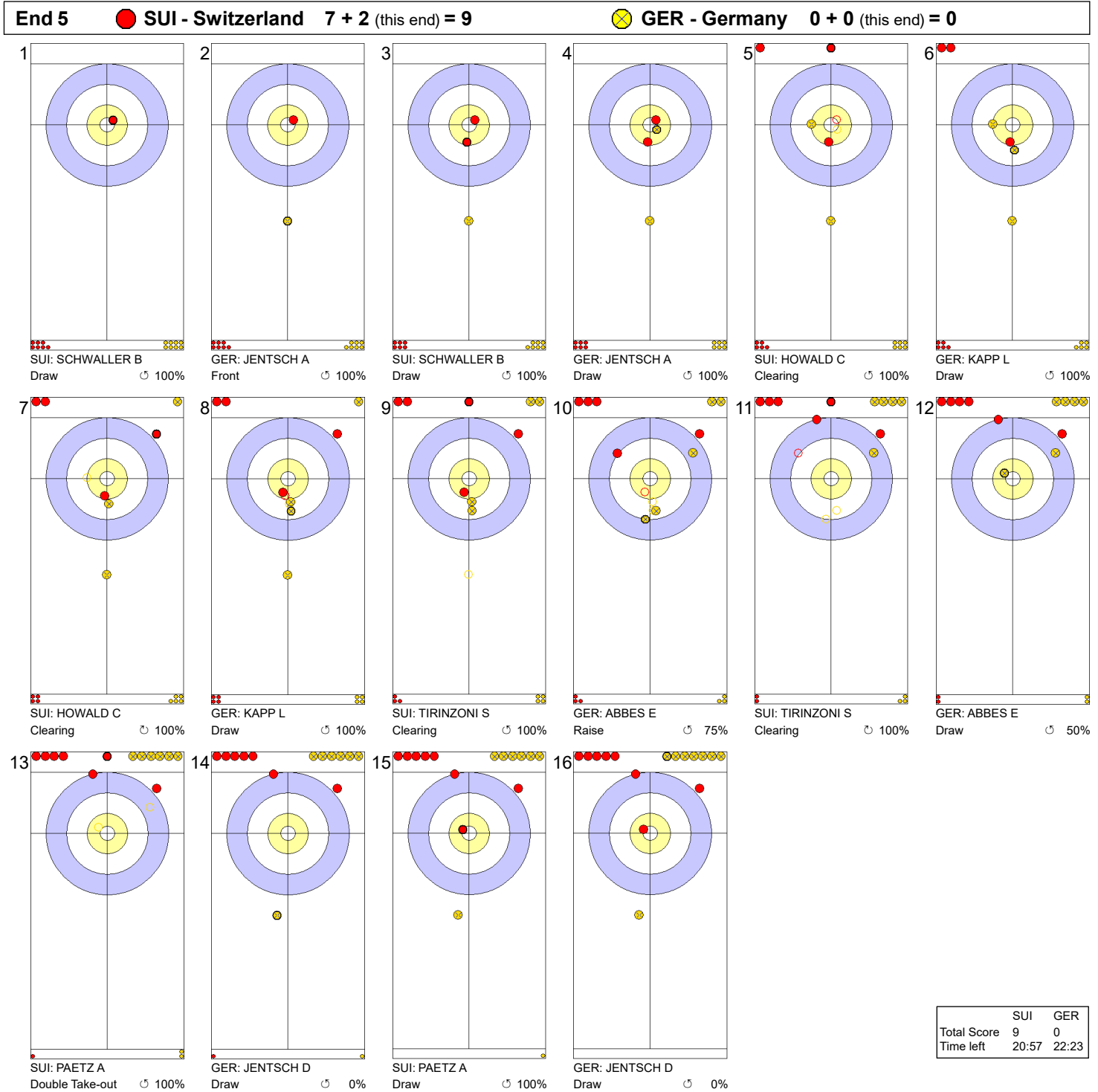
**Legend:**  
 ↻ Clockwise      ↺ Counter-clockwise      - Not considered



**MON 20 MAR 2023**  
 Start Time 14:00

**Round Robin Session 7 - Sheet B**

**Game - Shot by Shot**

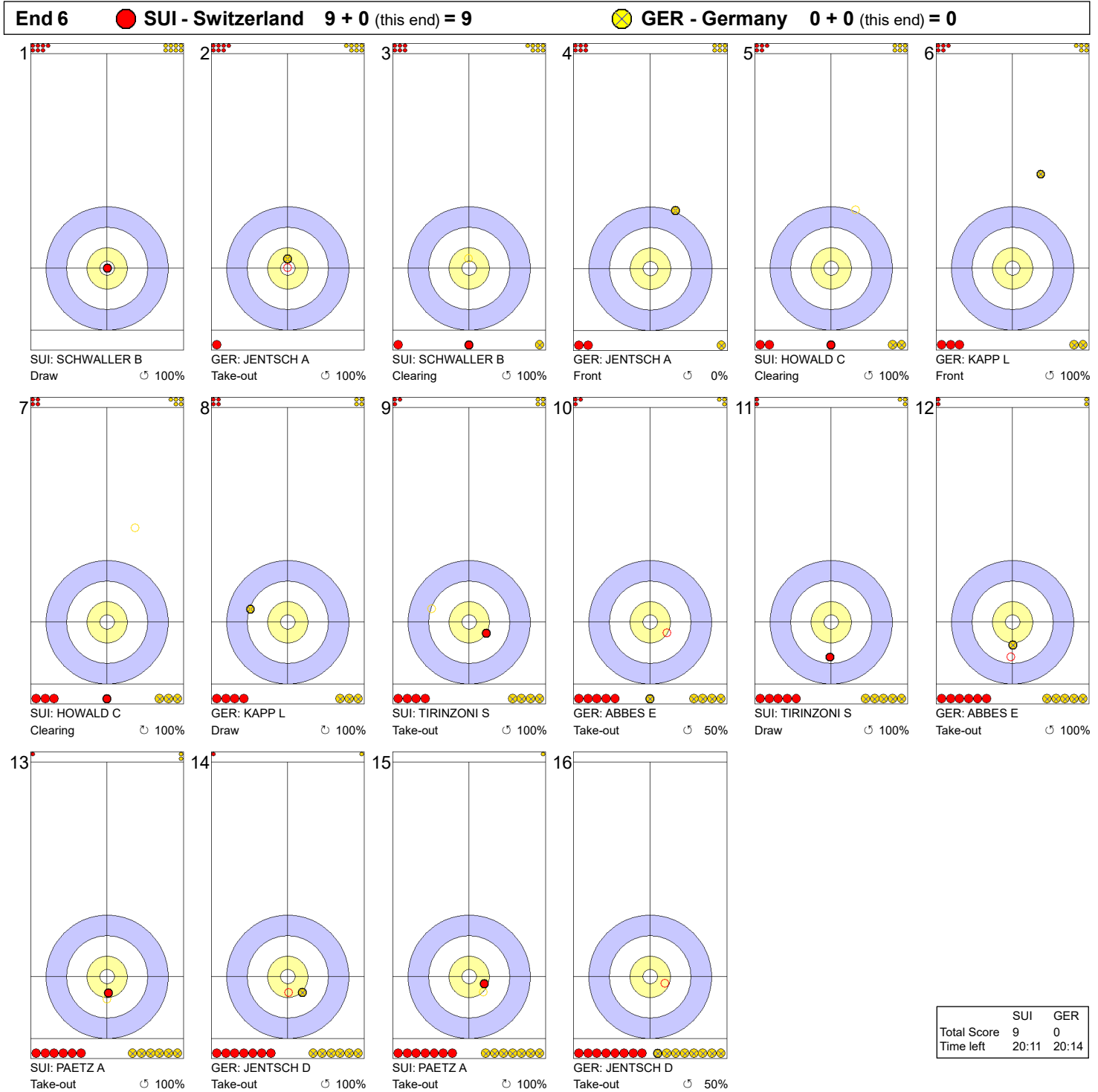


**Legend:**  
 ↻ Clockwise      ↺ Counter-clockwise      - Not considered

MON 20 MAR 2023  
Start Time 14:00

Round Robin Session 7 - Sheet B

Game - Shot by Shot

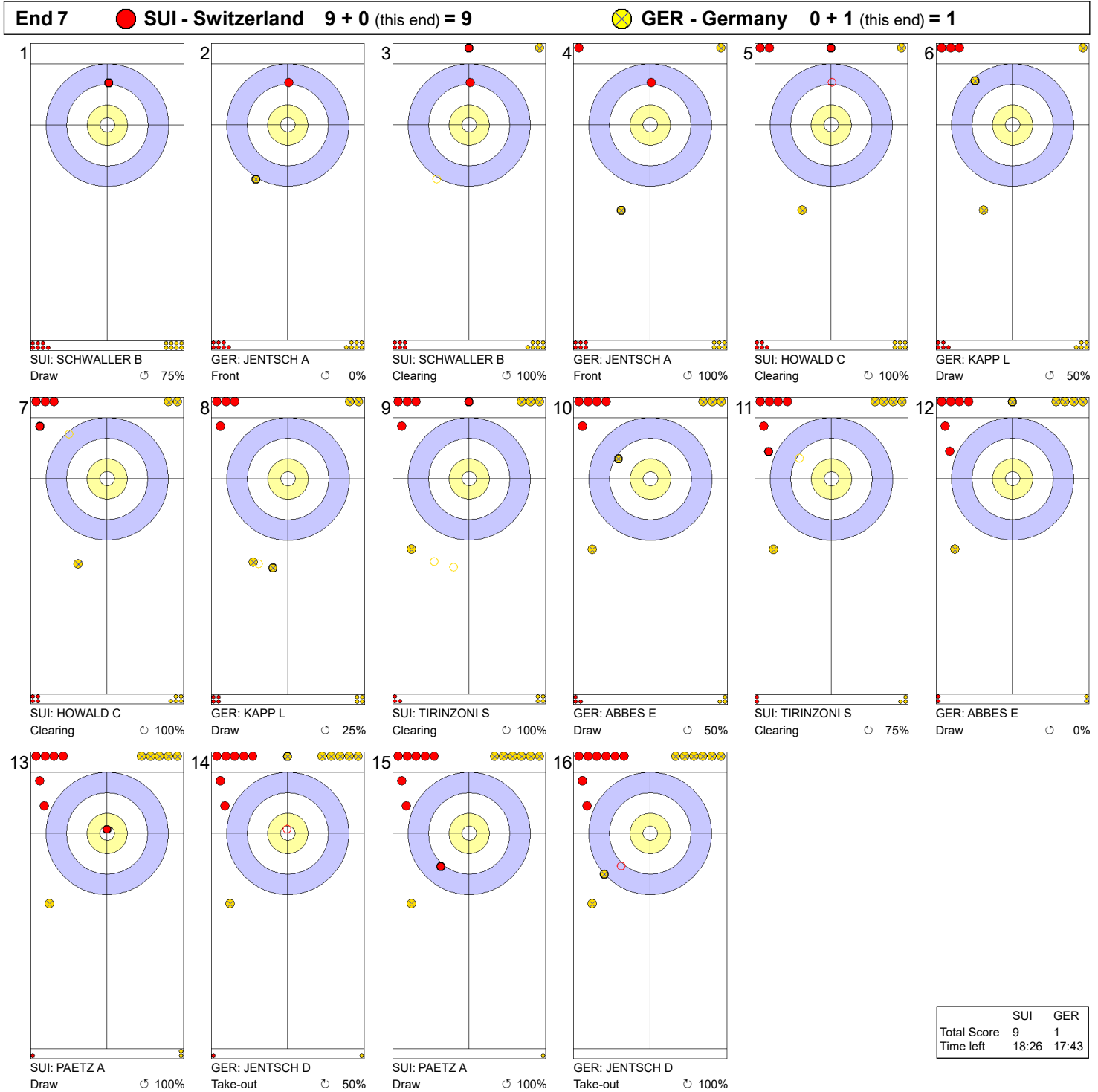


**Legend:**  
 ↻ Clockwise      ↺ Counter-clockwise      - Not considered

**MON 20 MAR 2023**  
 Start Time 14:00

**Round Robin Session 7 - Sheet B**

**Game - Shot by Shot**



**Legend:**  
 ↻ Clockwise      ↺ Counter-clockwise      - Not considered

MON 20 MAR 2023  
Start Time 14:00

Round Robin Session 7 - Sheet C

## Game Results

Sheet	Game	Team	LSFE	1	2	3	4	5	6	7	8	9	10	Extra Ends	Total
C	4	SWE - Sweden	*	2	0	1	0	0	0	3	1	X	X		7
	4	TUR - Türkiye		0	0	0	1	1	0	0	0	X	X		2

SWE - Sweden		Shot Success	Game	All
4 S	HASSELBORG Anna	89%		77%
3 V	McMANUS Sara	78%		77%
2	KNOCHENHAUER Agnes	89%		81%
1	MABERGS Sofia	83%		83%
A	HELDIN Johanna	-		-
Team Total		85%		79%

TUR - Türkiye		Shot Success	Game	All
4 S	YILDIZ Dilsat	67%		67%
3 V	POLAT Oznur	84%		75%
2	POLAT Mihriban	70%		66%
1	SENGUL Berfin	73%		80%
A	CALIKUSU Ifayet Safak	-		-
Team Total		74%		72%

Last Stone Draw		Distance
⌚	KNOCHENHAUER Agnes	15.7cm
⌚	McMANUS Sara	12.7cm
<b>Total</b>		<b>28.4cm</b>

Last Stone Draw		Distance
⌚	POLAT Mihriban	119.8cm
⌚	SENGUL Berfin	79.4cm
<b>Total</b>		<b>199.2cm</b>

Time remaining: 9 minutes 25 seconds

Time-out: End 8 - SWE stone 6

Time remaining: 11 minutes 34 seconds

Time-out: End 8 - TUR stone 7

## Shot Success Analysis

SWE - Sweden		⌚	⌚	Game	
4	HASSELBORG Anna	Draws	2 100%	2 100%	4 100%
		Take-outs	6 75%	6 96%	12 85%
		Total	8 81%	8 97%	16 89%
3	McMANUS Sara	Draws	2 38%	0 -	2 38%
		Take-outs	5 65%	9 94%	14 84%
		Total	7 57%	9 94%	16 78%
2	KNOCHENHAUER Agnes	Draws	1 100%	5 95%	6 96%
		Take-outs	3 100%	7 79%	10 85%
		Total	4 100%	12 85%	16 89%
1	MABERGS Sofia	Draws	1 100%	12 83%	13 85%
		Take-outs	2 88%	1 50%	3 75%
		Total	3 92%	13 81%	16 83%
A	HELDIN Johanna	Draws	0 -	0 -	0 -
		Take-outs	0 -	0 -	0 -
		Total	0 -	0 -	0 -
Team		Draws	6 79%	19 88%	25 86%
		Take-outs	16 78%	23 88%	39 84%
		Total	22 78%	42 88%	64 85%

TUR - Türkiye		⌚	⌚	Game	
4	YILDIZ Dilsat	Draws	4 56%	5 85%	9 72%
		Take-outs	3 58%	4 63%	7 61%
		Total	7 57%	9 75%	16 67%
3	POLAT Oznur	Draws	2 88%	3 83%	5 85%
		Take-outs	9 81%	2 100%	11 84%
		Total	11 82%	5 90%	16 84%
2	POLAT Mihriban	Draws	5 50%	5 90%	10 70%
		Take-outs	4 88%	2 38%	6 71%
		Total	9 67%	7 75%	16 70%
1	SENGUL Berfin	Draws	7 75%	6 79%	13 77%
		Take-outs	3 58%	0 -	3 58%
		Total	10 70%	6 79%	16 73%
A	CALIKUSU Ifayet Safak	Draws	0 -	0 -	0 -
		Take-outs	0 -	0 -	0 -
		Total	0 -	0 -	0 -
Team		Draws	18 65%	19 84%	37 75%
		Take-outs	19 75%	8 66%	27 72%
		Total	37 70%	27 79%	64 74%


**Note:**  
Position and function for each team member:  
4 = Fourth, 3 = Third, 2 = Second, 1 = Lead, A = Alternate, S = Skip, V = Vice-Skip

**Legend:**  
⌚ Clockwise      ⌚ Counter-clockwise      LSFE(\*) Last Stone First End  
X Unplayed/unfinished end due to concession

**MON 20 MAR 2023**  
 Start Time 14:00

**Round Robin Session 7 - Sheet C**

**Game - Shot by Shot**

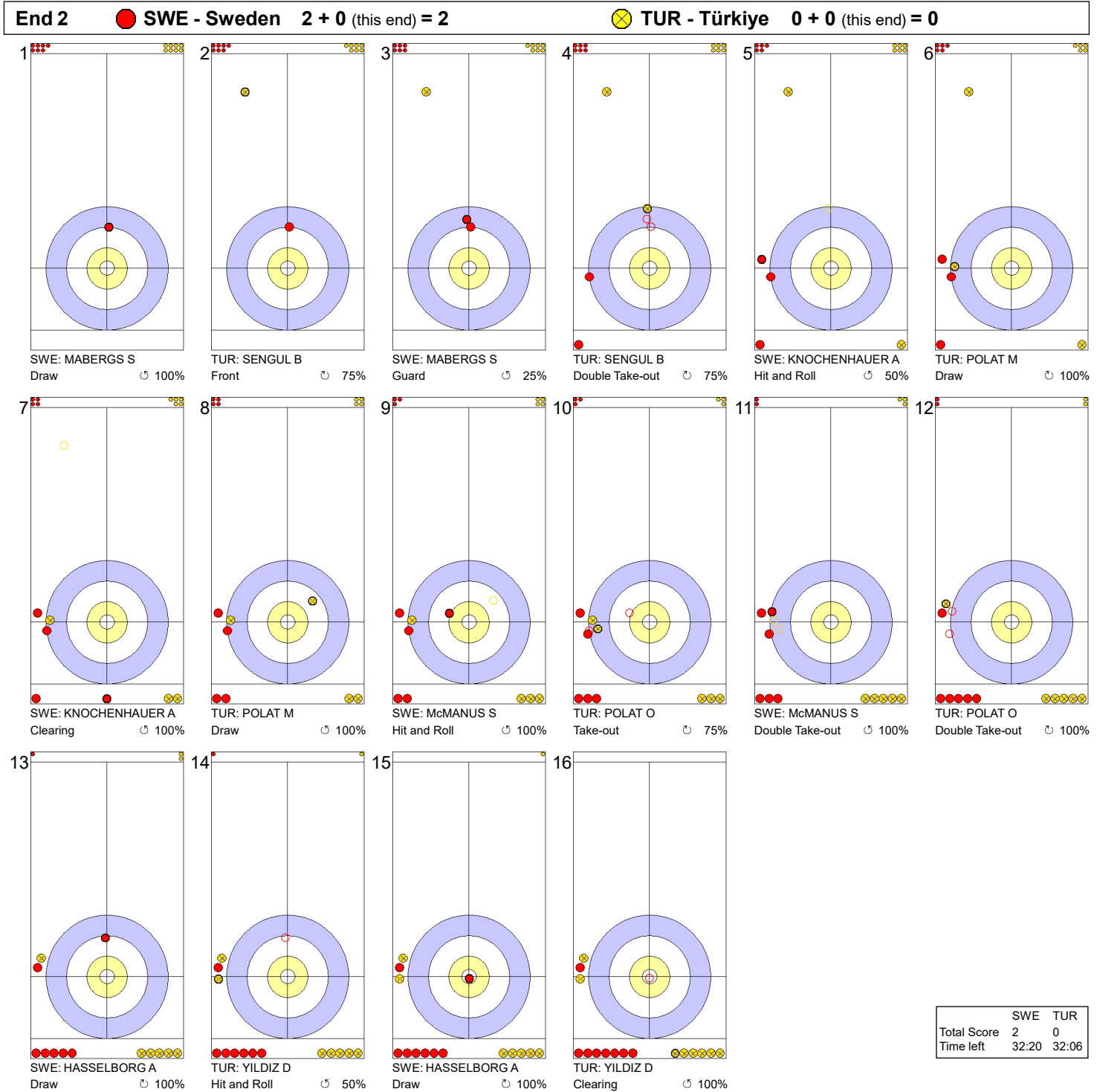


**Legend:**  
 ↻ Clockwise      ↺ Counter-clockwise      - Not considered

**MON 20 MAR 2023**  
 Start Time 14:00

**Round Robin Session 7 - Sheet C**

**Game - Shot by Shot**



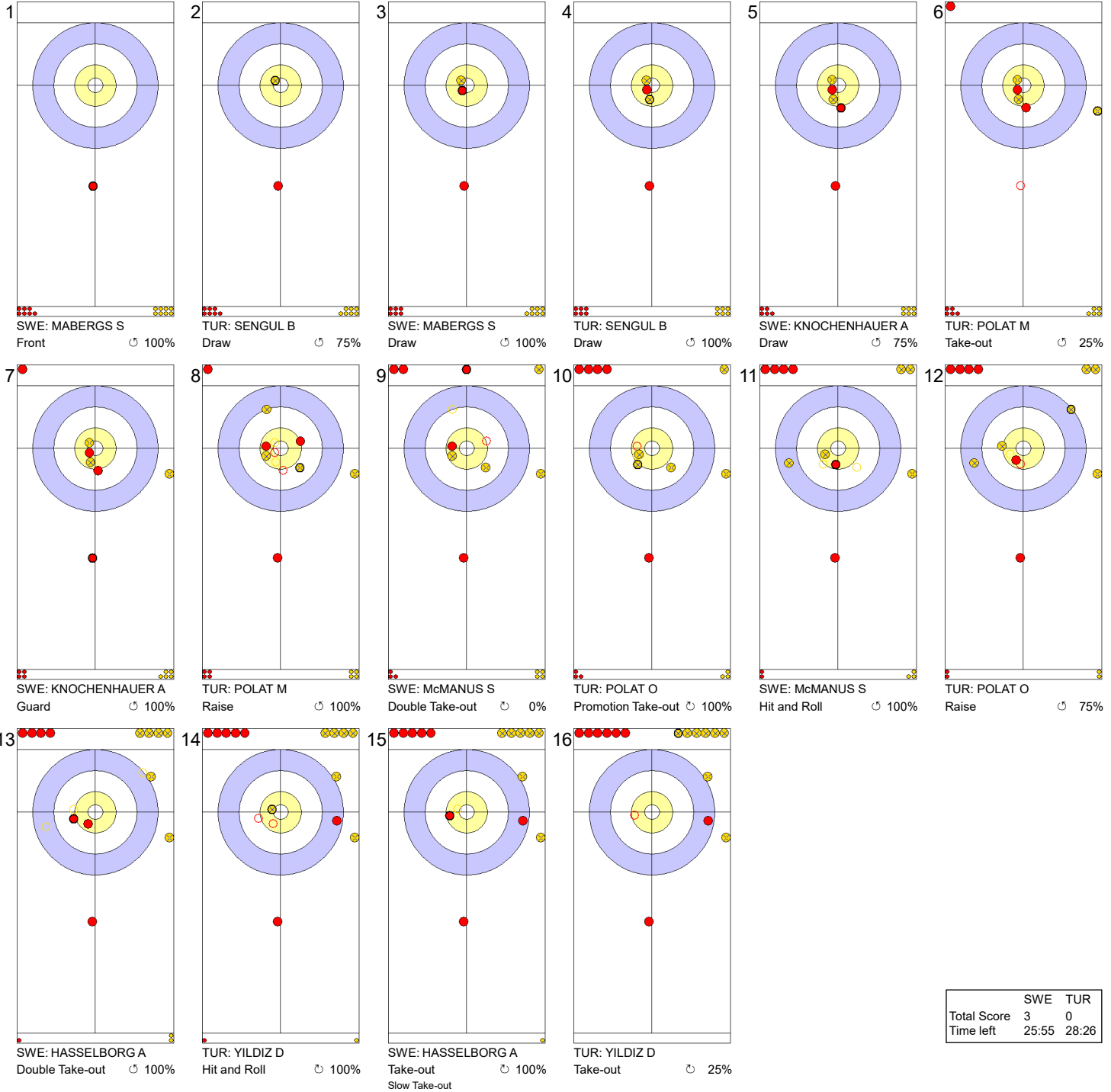
**Legend:**  
 ↻ Clockwise      ↺ Counter-clockwise      - Not considered

MON 20 MAR 2023  
Start Time 14:00

Round Robin Session 7 - Sheet C

Game - Shot by Shot

End 3 ● SWE - Sweden 2 + 1 (this end) = 3 ⊗ TUR - Türkiye 0 + 0 (this end) = 0



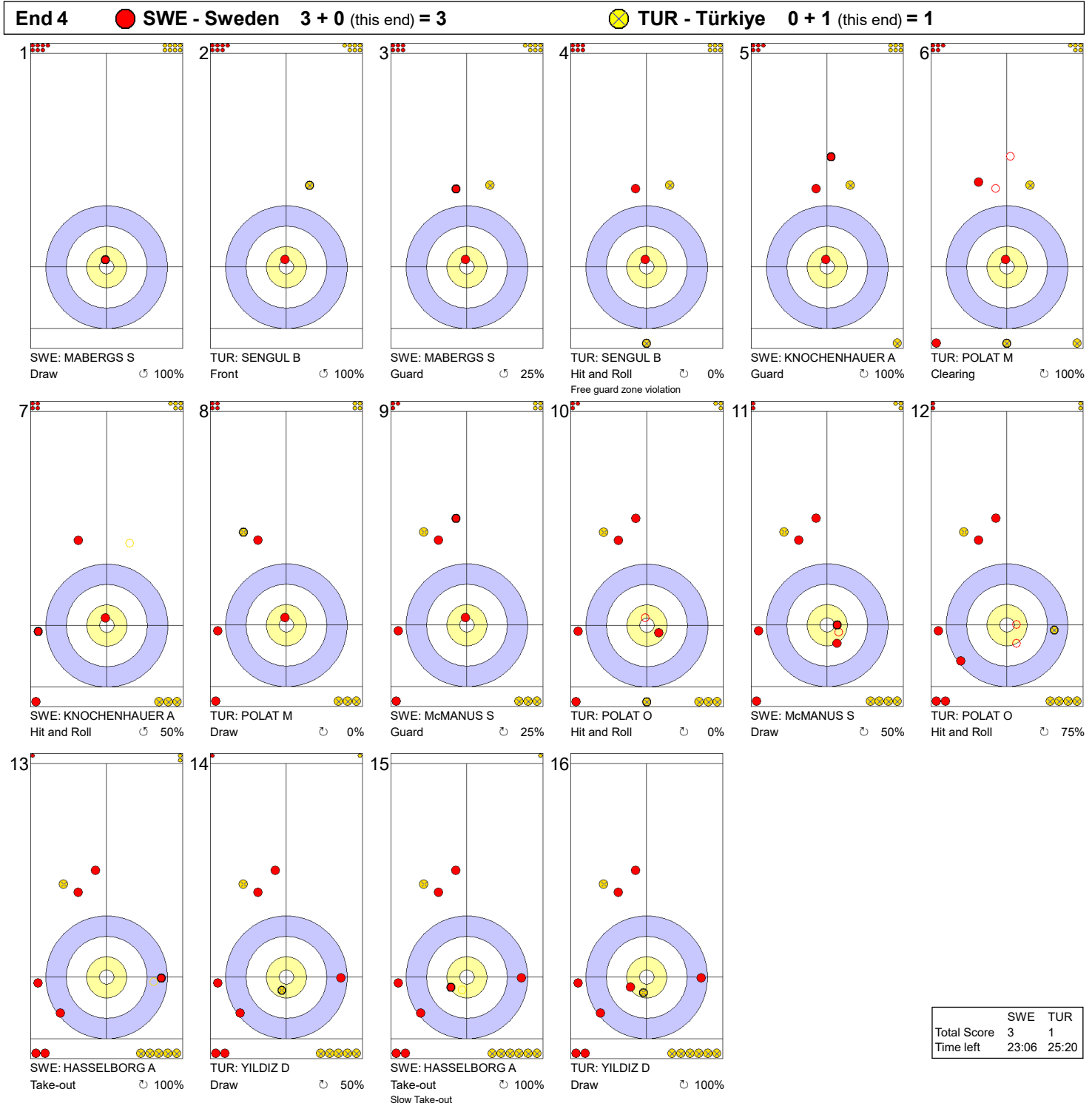
	SWE	TUR
Total Score	3	0
Time left	25:55	28:26

**Legend:**  
↻ Clockwise      ↺ Counter-clockwise      - Not considered

**MON 20 MAR 2023**  
 Start Time 14:00

**Round Robin Session 7 - Sheet C**

**Game - Shot by Shot**



**Legend:**  
 ↻ Clockwise      ↺ Counter-clockwise      - Not considered

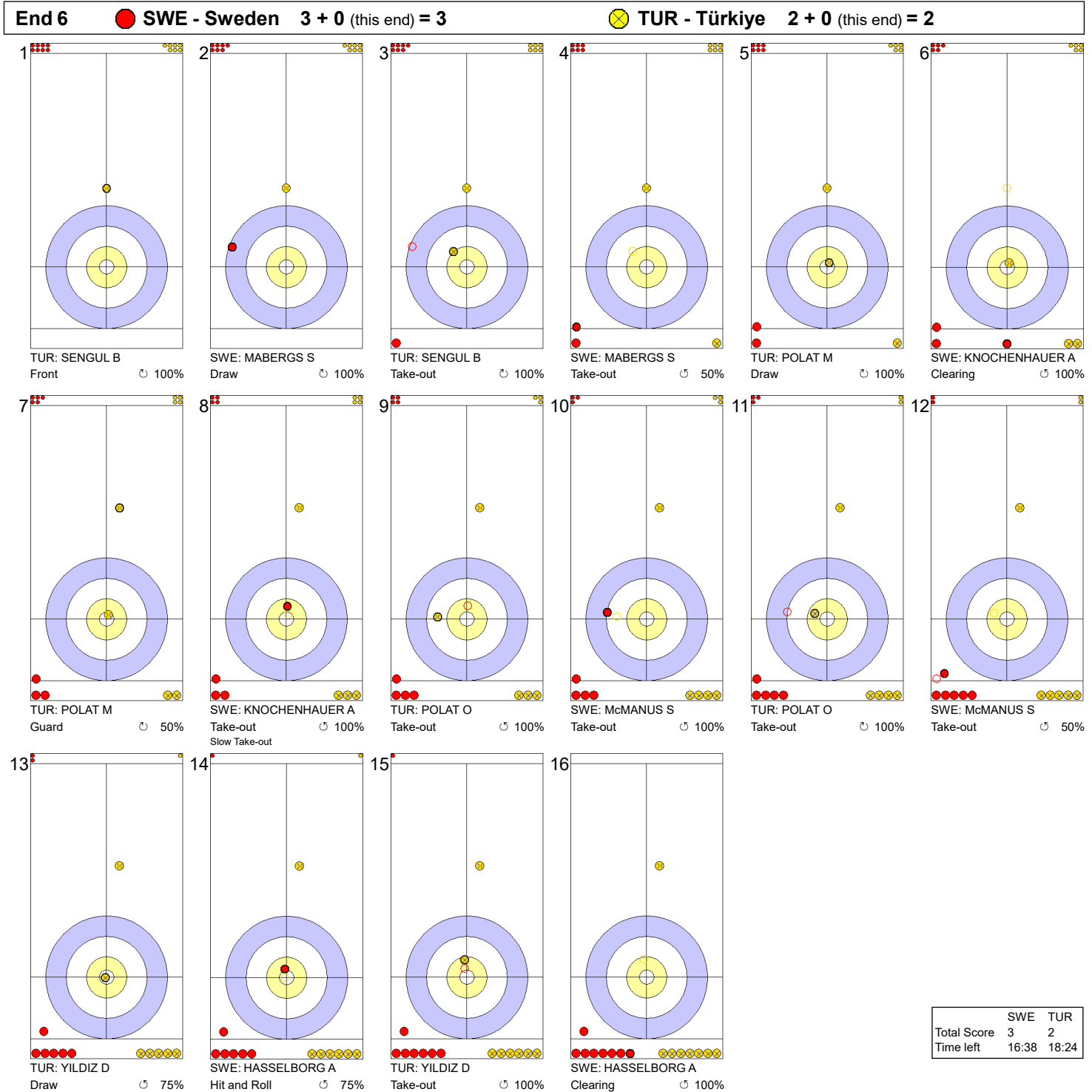




**MON 20 MAR 2023**  
 Start Time 14:00

**Round Robin Session 7 - Sheet C**

**Game - Shot by Shot**



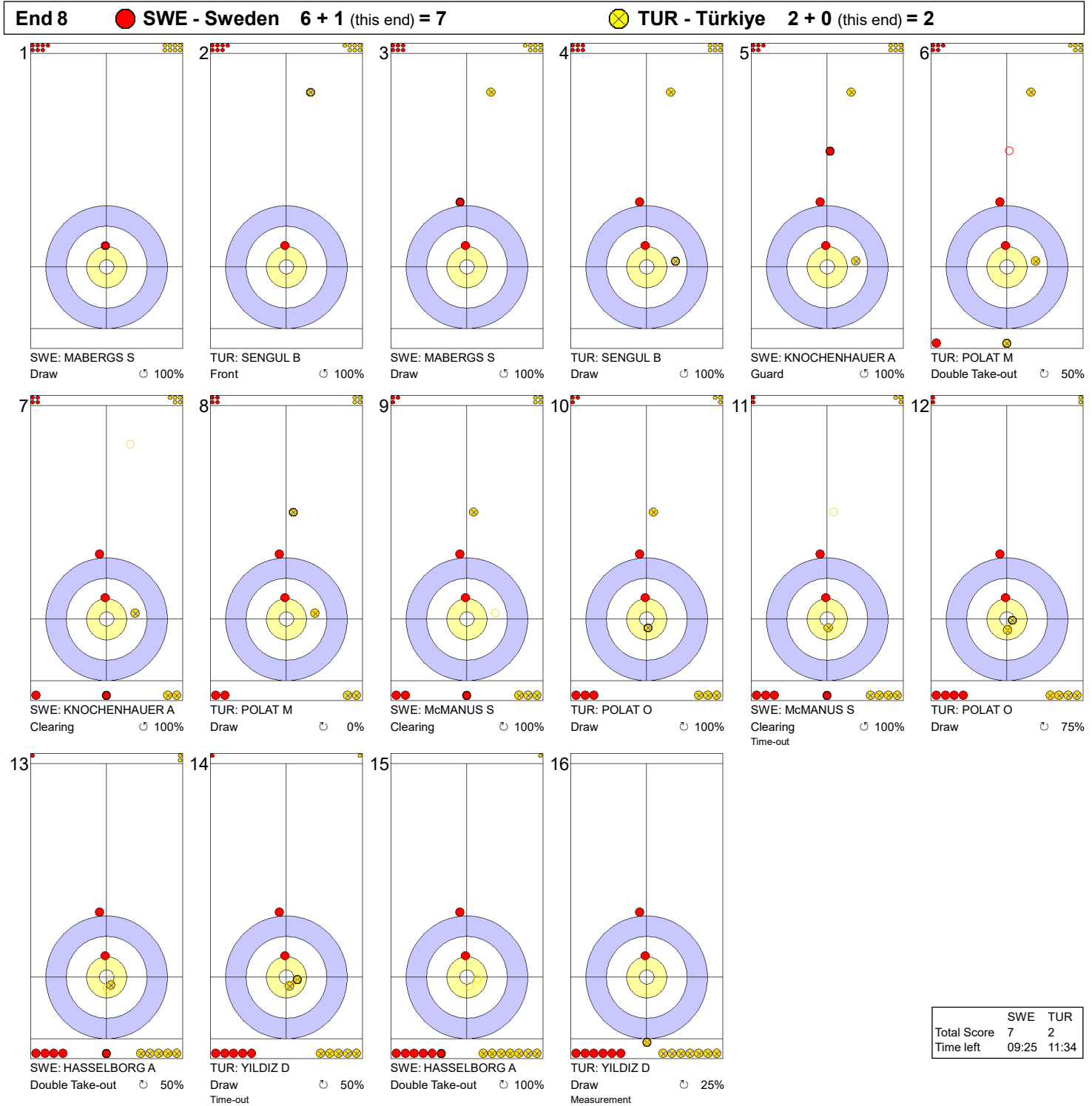
**Legend:**  
 ↻ Clockwise      ↺ Counter-clockwise      - Not considered



**MON 20 MAR 2023**  
 Start Time 14:00

**Round Robin Session 7 - Sheet C**

**Game - Shot by Shot**



**Legend:**  
 ⌚ Clockwise      ⌚ Counter-clockwise      - Not considered

MON 20 MAR 2023  
Start Time 14:00

Round Robin Session 7 - Sheet D

## Game Results

Sheet	Game	Team	LSFE	1	2	3	4	5	6	7	8	9	10	Extra Ends	Total
D	4	NOR - Norway		2	2	0	0	1	0	1	0	1	X		7
	4	DEN - Denmark	*	0	0	1	0	0	1	0	1	0	X		3

NOR - Norway		Shot Success	Game	All
4 V	SKASLIEN Kristin	83%	83%	74%
3 S	ROERVIK Marianne	86%	86%	80%
2	HASLEV NORDBYE Mille	78%	78%	83%
1	ROENNING Martine	82%	82%	85%
A	RAMSFJELL Maia	-	-	-
Team Total		82%	82%	81%

DEN - Denmark		Shot Success	Game	All
4 S	DUPONT Madeleine	58%	58%	72%
3 V	HALSE Mathilde	60%	60%	65%
2	DUPONT Denise	71%	71%	73%
1	LARSEN My	85%	85%	86%
A	LANDER Jasmin	-	-	-
Team Total		69%	69%	74%

Last Stone Draw		Distance
⌚	HASLEV NORDBYE Mille	63.7cm
⌚	ROERVIK Marianne	59.2cm
<b>Total</b>		<b>122.9cm</b>

Last Stone Draw		Distance
⌚	LARSEN My	15.5cm
⌚	DUPONT Madeleine	7.4cm
<b>Total</b>		<b>22.9cm</b>

Time remaining: 2 minutes 32 seconds

Time remaining: 6 minutes 27 seconds

## Shot Success Analysis

NOR - Norway		⌚	⌚	Game	
4	SKASLIEN Kristin	Draws	5 85%	2 75%	7 82%
		Take-outs	9 86%	2 75%	11 84%
		Total	14 86%	4 75%	18 83%
3	ROERVIK Marianne	Draws	3 75%	1 50%	4 69%
		Take-outs	9 86%	7 96%	16 91%
		Total	12 83%	8 91%	20 86%
2	HASLEV NORDBYE Mille	Draws	5 85%	2 100%	7 89%
		Take-outs	8 75%	4 63%	12 71%
		Total	13 79%	6 75%	19 78%
1	ROENNING Martine	Draws	10 75%	9 89%	19 82%
		Take-outs	0 -	0 -	0 -
		Total	10 75%	9 89%	19 82%
A	RAMSFJELL Maia	Draws	0 -	0 -	0 -
		Take-outs	0 -	0 -	0 -
		Total	0 -	0 -	0 -
Team		Draws	23 79%	14 86%	37 82%
		Take-outs	26 83%	13 83%	39 83%
		Total	49 81%	27 84%	76 82%

DEN - Denmark		⌚	⌚	Game	
4	DUPONT Madeleine	Draws	3 0%	6 58%	9 39%
		Take-outs	5 65%	4 94%	9 78%
		Total	8 41%	10 73%	18 58%
3	HALSE Mathilde	Draws	8 81%	6 58%	14 71%
		Take-outs	4 25%	2 50%	6 33%
		Total	12 63%	8 56%	20 60%
2	DUPONT Denise	Draws	9 75%	5 70%	14 73%
		Take-outs	4 69%	2 63%	6 67%
		Total	13 73%	7 68%	20 71%
1	LARSEN My	Draws	15 98%	3 33%	18 88%
		Take-outs	1 75%	1 50%	2 63%
		Total	16 97%	4 38%	20 85%
A	LANDER Jasmin	Draws	0 -	0 -	0 -
		Take-outs	0 -	0 -	0 -
		Total	0 -	0 -	0 -
Team		Draws	35 80%	20 58%	55 72%
		Take-outs	14 55%	9 72%	23 62%
		Total	49 73%	29 62%	78 69%

**Note:**  
Position and function for each team member:  
4 = Fourth, 3 = Third, 2 = Second, 1 = Lead, A = Alternate, S = Skip, V = Vice-Skip

**Legend:**  
⌚ Clockwise      ⌚ Counter-clockwise      LSFE(\*) Last Stone First End  
X Unplayed/unfinished end due to concession





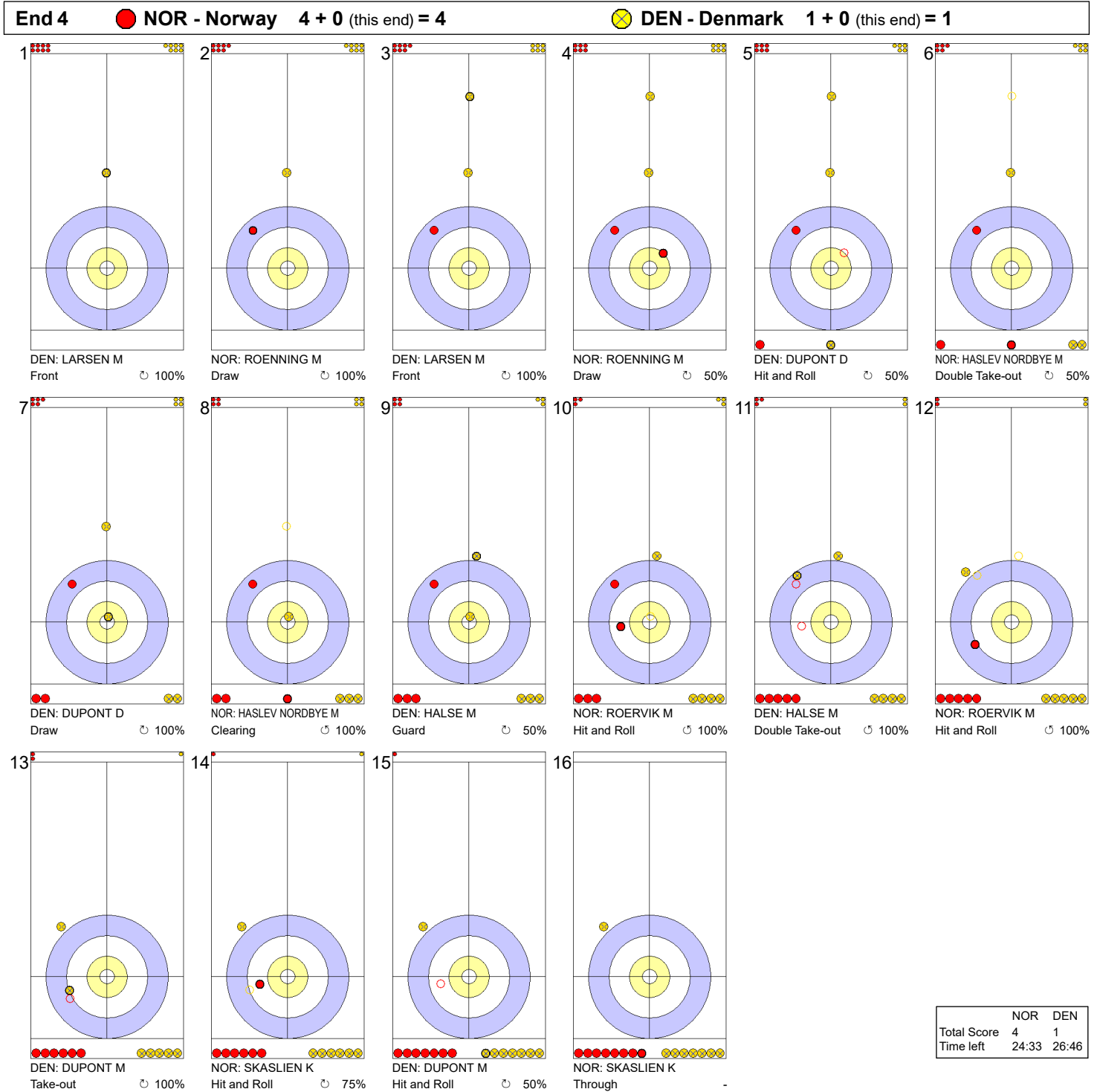




MON 20 MAR 2023  
Start Time 14:00

Round Robin Session 7 - Sheet D

Game - Shot by Shot



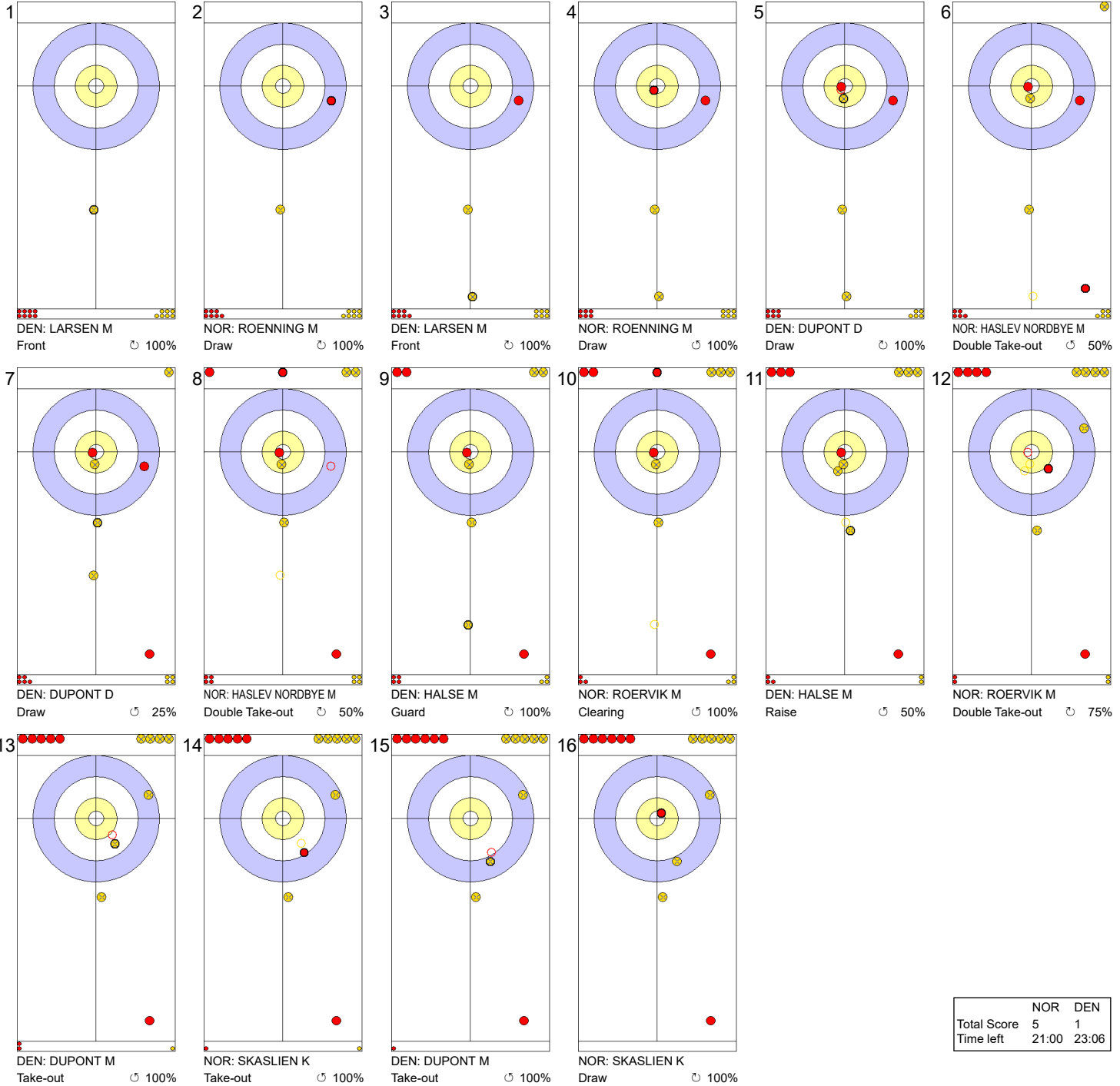
**Legend:**  
 ↻ Clockwise      ↺ Counter-clockwise      - Not considered

MON 20 MAR 2023  
Start Time 14:00

Round Robin Session 7 - Sheet D

Game - Shot by Shot

End 5 ● NOR - Norway 4 + 1 (this end) = 5 ⊗ DEN - Denmark 1 + 0 (this end) = 1



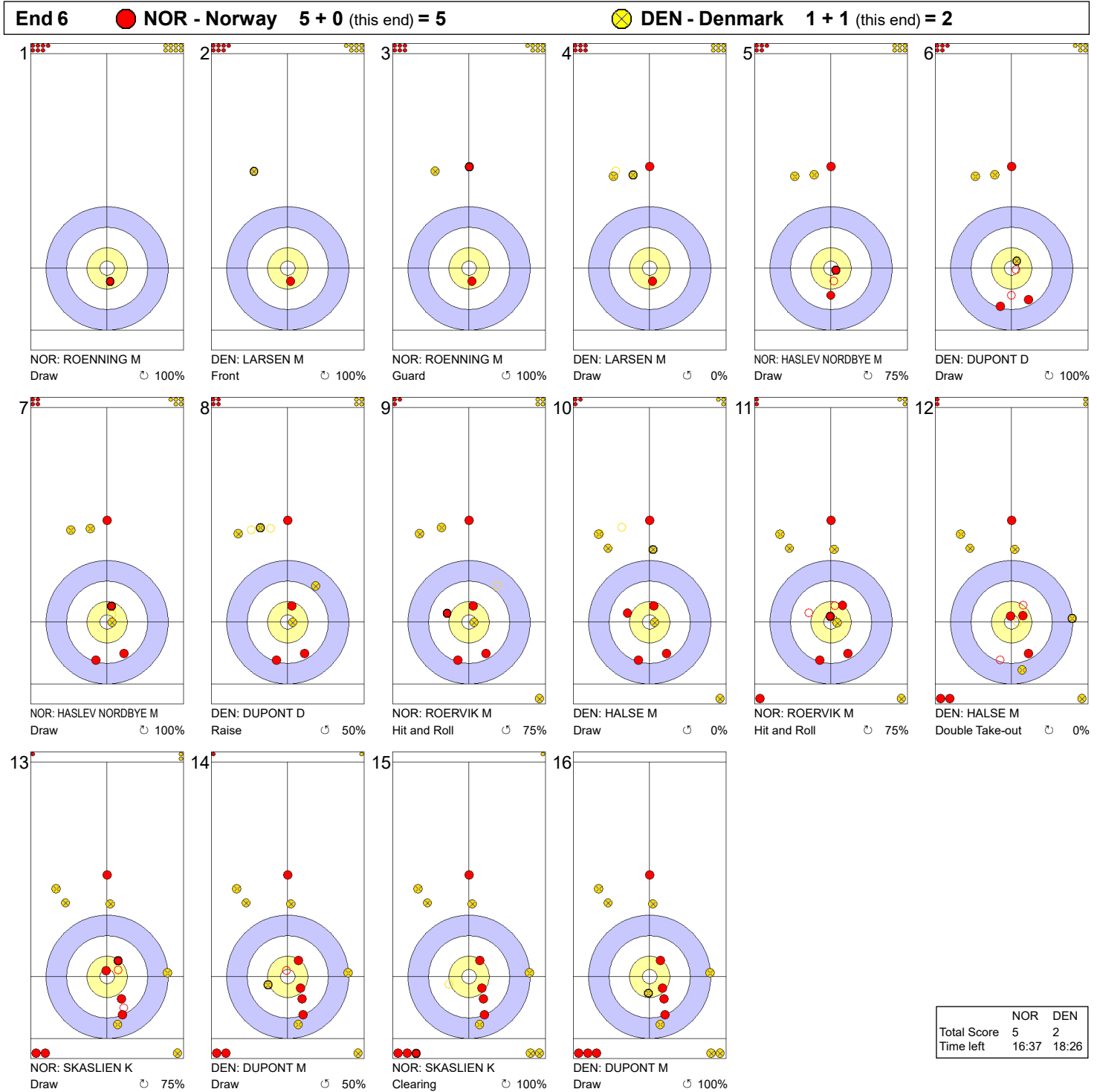
	NOR	DEN
Total Score	5	1
Time left	21:00	23:06

**Legend:**  
↻ Clockwise      ↺ Counter-clockwise      - Not considered

**MON 20 MAR 2023**  
 Start Time 14:00

**Round Robin Session 7 - Sheet D**

**Game - Shot by Shot**



**Legend:**  
 ↻ Clockwise                      ↺ Counter-clockwise                      - Not considered

MON 20 MAR 2023  
Start Time 14:00

Round Robin Session 7 - Sheet D

Game - Shot by Shot

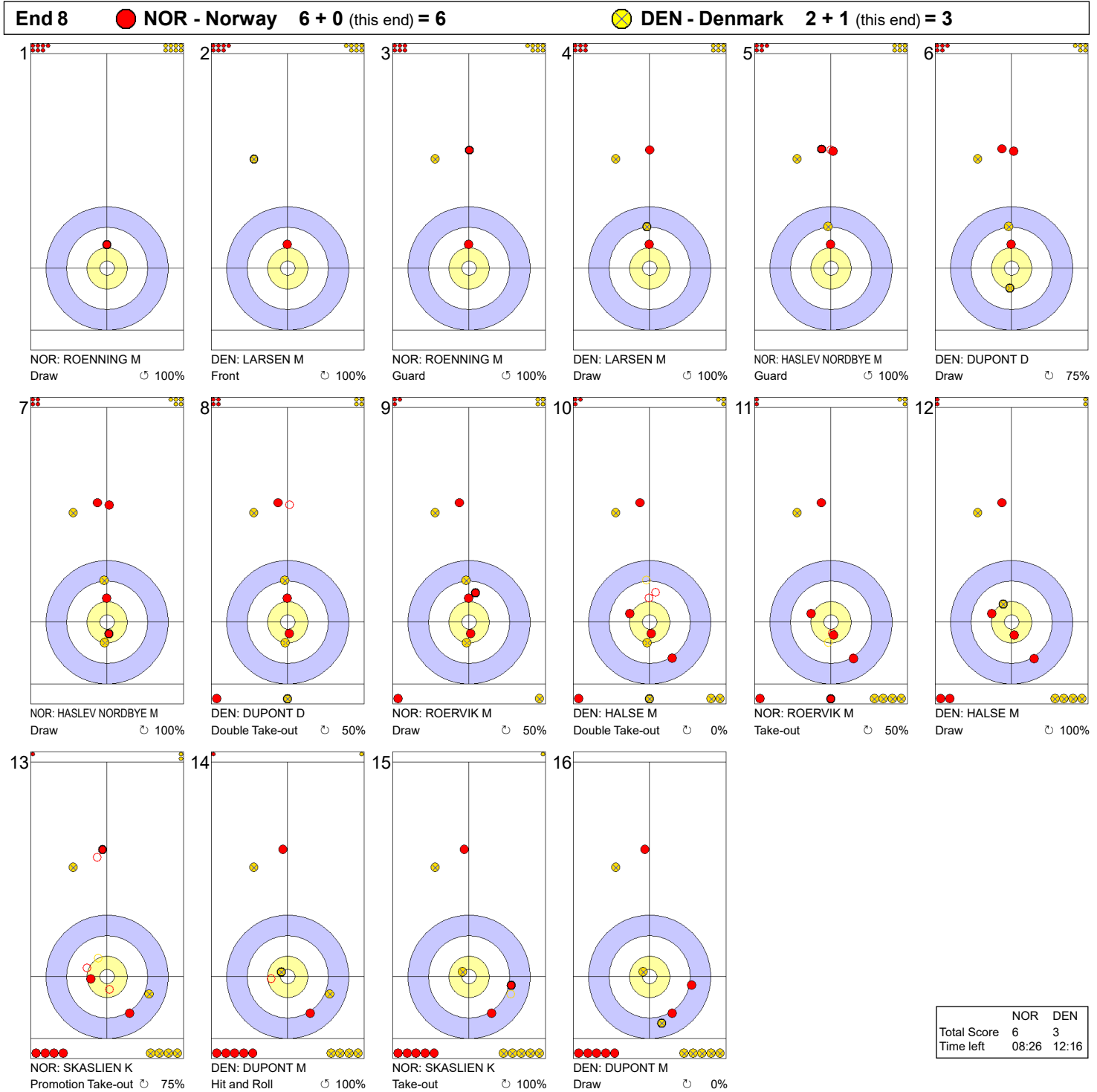


**Legend:**  
 ↻ Clockwise      ↺ Counter-clockwise      - Not considered

**MON 20 MAR 2023**  
 Start Time 14:00

**Round Robin Session 7 - Sheet D**

**Game - Shot by Shot**



**Legend:**  
 ↻ Clockwise      ↺ Counter-clockwise      - Not considered





## Session Results and Standings

Sheet	Game	Team	LSFE	1	2	3	4	5	6	7	8	9	10	Extra Ends	Total
A	4	USA - United States		0	0	0	1	0	1	0	1	X	X		3
	4	JPN - Japan	*	2	2	1	0	1	0	2	0	X	X		8
B	4	CAN - Canada		0	0	1	1	0	2	0	1	2	X		7
	4	ITA - Italy	*	1	0	0	0	1	0	0	0	0	X		2
C	4	KOR - Korea	*	0	0	0	0	4	1	0	0	1	1	1	8
	4	NZL - New Zealand		2	1	1	1	0	0	1	1	0	0		7

## Current Standings

Rank	Team	Games	Wins	Losses
1	SUI - Switzerland	4	4	0
2	CAN - Canada	4	3	1
3	DEN - Denmark	3	2	1
3	GER - Germany	3	2	1
3	NOR - Norway	3	2	1
6	ITA - Italy	4	2	2
6	JPN - Japan	4	2	2
6	KOR - Korea	4	2	2
9	SCO - Scotland	3	1	2
9	SWE - Sweden	3	1	2
9	TUR - Türkiye	3	1	2
12	USA - United States	4	1	3
13	NZL - New Zealand	4	0	4

**Note:**  
Under WCF rules, tie-breaking rules for standings are not applied until after the last game of the round robin.

**Legend:**  
LSFE(\*) Last Stone First End                      X    Unplayed/unfinished end due to concession



MON 20 MAR 2023  
Start Time 9:00

Round Robin Session 6 - Sheet A

## Game Results

Sheet	Game	Team	LSFE	1	2	3	4	5	6	7	8	9	10	Extra Ends	Total
A	4	USA - United States		0	0	0	1	0	1	0	1	X	X		3
	4	JPN - Japan	*	2	2	1	0	1	0	2	0	X	X		8

USA - United States		Shot Success	Game	All
4 S	PETERSON Tabitha	73%		76%
3 V	THIESSE Cory	84%		80%
2	HAMILTON Becca	78%		74%
1	PETERSON Tara	81%		85%
A	PERSINGER Vicky	-		-
Team Total		79%		79%

JPN - Japan		Shot Success	Game	All
4 S	FUJISAWA Satsuki	94%		68%
3 V	YOSHIDA Chinami	83%		82%
2	SUZUKI Yumi	80%		78%
1	YOSHIDA Yurika	94%		85%
A	ISHIZAKI Kotomi	-		-
Team Total		88%		78%

Last Stone Draw		Distance
☺	PETERSON Tabitha	136.9cm
☹	PETERSON Tara	20.0cm
<b>Total</b>		<b>156.9cm</b>

Last Stone Draw		Distance
☺	SUZUKI Yumi	31.8cm
☹	YOSHIDA Chinami	22.8cm
<b>Total</b>		<b>54.6cm</b>

Time remaining: 4 minutes 12 seconds

Time remaining: 9 minutes 23 seconds

Time-out: End 8 - JPN stone 6

## Shot Success Analysis

USA - United States		☺	☹	Game
4 PETERSON Tabitha	Draws	8 75%	3 33%	11 64%
	Take-outs	4 94%	1 100%	5 95%
	Total	12 81%	4 50%	16 73%
3 THIESSE Cory	Draws	8 91%	3 83%	11 89%
	Take-outs	3 83%	2 63%	5 75%
	Total	11 89%	5 75%	16 84%
2 HAMILTON Becca	Draws	9 89%	2 75%	11 86%
	Take-outs	5 60%	0 -	5 60%
	Total	14 79%	2 75%	16 78%
1 PETERSON Tara	Draws	8 94%	8 69%	16 81%
	Take-outs	0 -	0 -	0 -
	Total	8 94%	8 69%	16 81%
A PERSINGER Vicky	Draws	0 -	0 -	0 -
	Take-outs	0 -	0 -	0 -
	Total	0 -	0 -	0 -
Team	Draws	33 87%	16 66%	49 80%
	Take-outs	12 77%	3 75%	15 77%
	Total	45 84%	19 67%	64 79%

JPN - Japan		☺	☹	Game
4 FUJISAWA Satsuki	Draws	2 100%	6 96%	8 97%
	Take-outs	3 92%	5 90%	8 91%
	Total	5 95%	11 93%	16 94%
3 YOSHIDA Chinami	Draws	4 75%	1 100%	5 80%
	Take-outs	4 81%	7 86%	11 84%
	Total	8 78%	8 88%	16 83%
2 SUZUKI Yumi	Draws	4 81%	3 75%	7 79%
	Take-outs	1 100%	8 78%	9 81%
	Total	5 85%	11 77%	16 80%
1 YOSHIDA Yurika	Draws	7 93%	8 94%	15 93%
	Take-outs	0 -	1 100%	1 100%
	Total	7 93%	9 94%	16 94%
A ISHIZAKI Kotomi	Draws	0 -	0 -	0 -
	Take-outs	0 -	0 -	0 -
	Total	0 -	0 -	0 -
Team	Draws	17 87%	18 92%	35 89%
	Take-outs	8 88%	21 85%	29 85%
	Total	25 87%	39 88%	64 88%


**Note:**  
Position and function for each team member:  
4 = Fourth, 3 = Third, 2 = Second, 1 = Lead, A = Alternate, S = Skip, V = Vice-Skip

**Legend:**  
☺ Clockwise ☹ Counter-clockwise LSFE(\*) Last Stone First End  
X Unplayed/unfinished end due to concession



**MON 20 MAR 2023**  
 Start Time 9:00

**Round Robin Session 6 - Sheet A**

**Game - Shot by Shot**



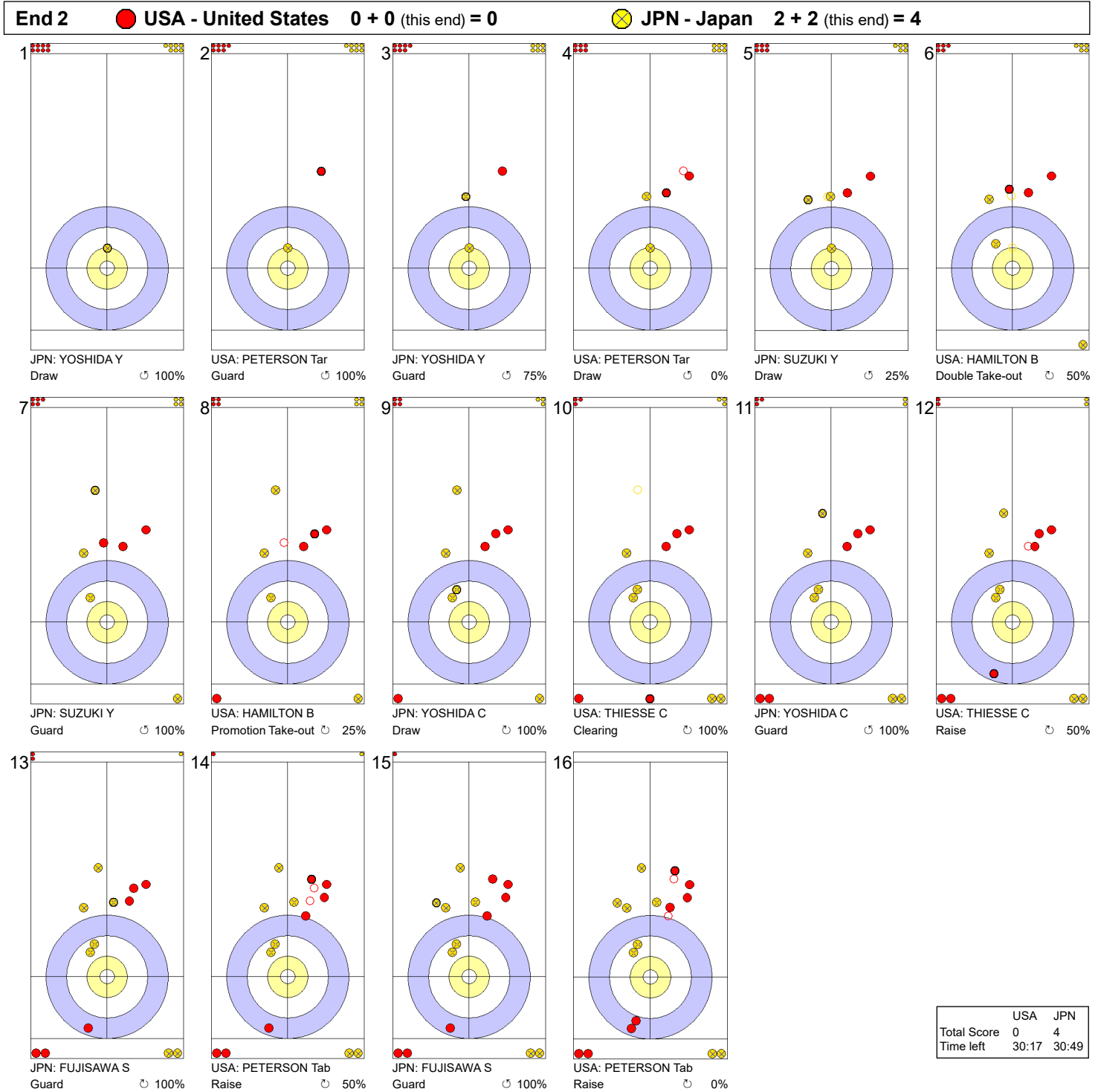
	USA	JPN
Total Score	0	2
Time left	34:56	34:48

**Legend:**  
 Clockwise     
  Counter-clockwise     
 - Not considered

**MON 20 MAR 2023**  
 Start Time 9:00

**Round Robin Session 6 - Sheet A**

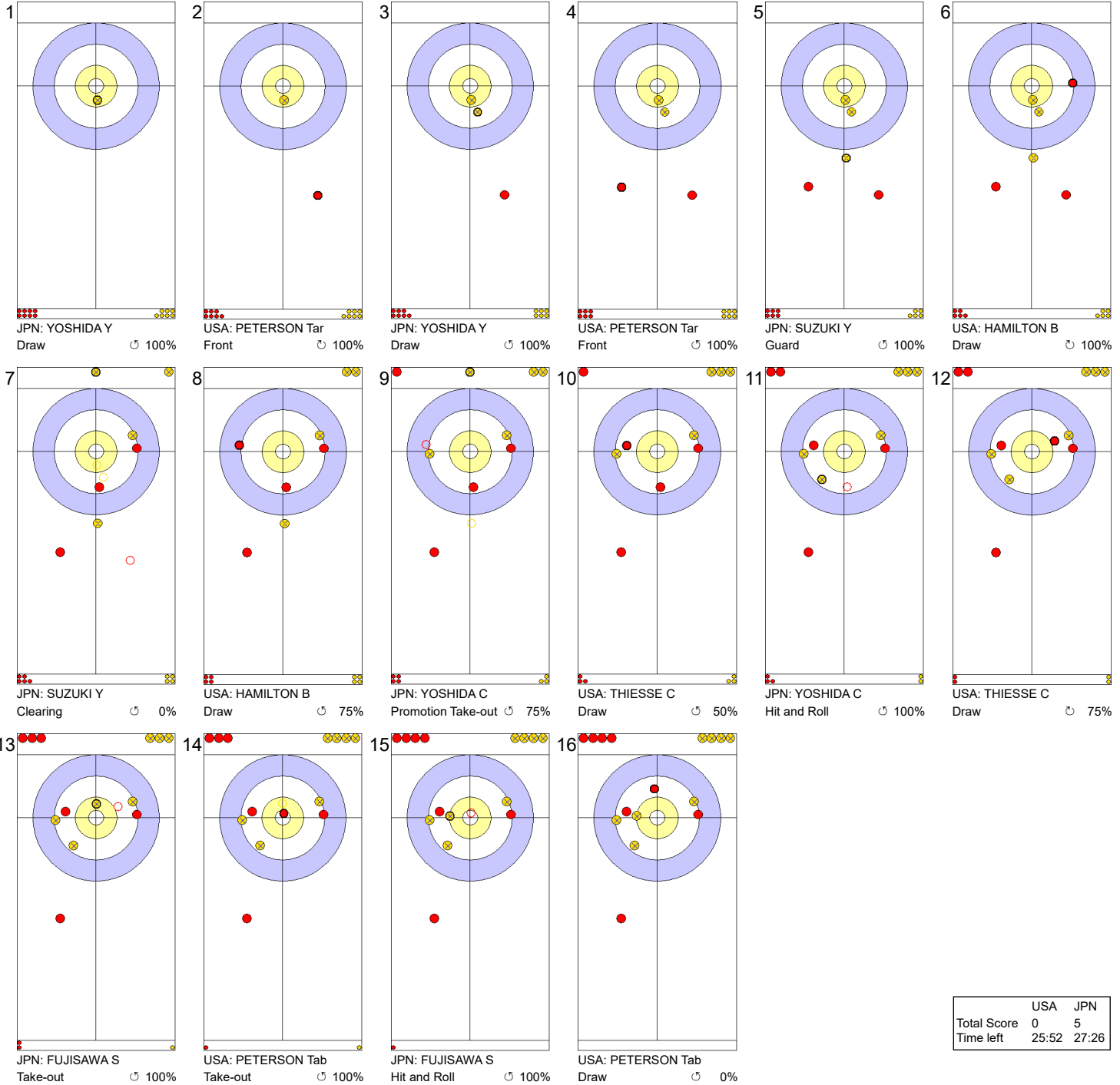
**Game - Shot by Shot**



**Legend:**  
 ↻ Clockwise   ↺ Counter-clockwise   - Not considered

**Game - Shot by Shot**

**End 3**   ● **USA - United States** 0 + 0 (this end) = 0   ● **JPN - Japan** 4 + 1 (this end) = 5



	USA	JPN
Total Score	0	5
Time left	25:52	27:26

**Legend:**  
 ↻ Clockwise      ↺ Counter-clockwise      - Not considered

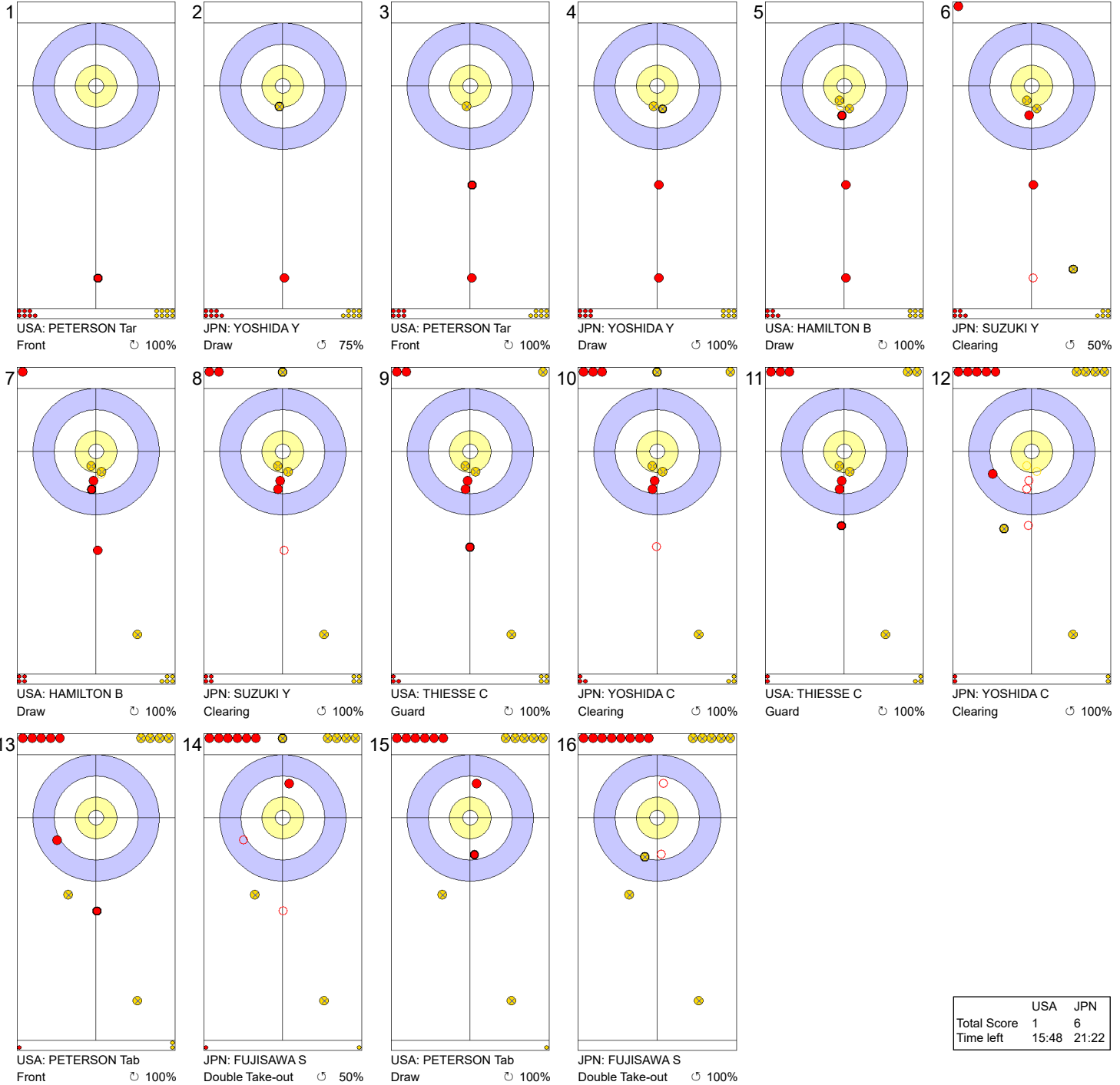


**MON 20 MAR 2023**
  
 Start Time 9:00

**Round Robin Session 6 - Sheet A**

**Game - Shot by Shot**

**End 5**    ● **USA - United States 1 + 0 (this end) = 1**    ⊗ **JPN - Japan 5 + 1 (this end) = 6**

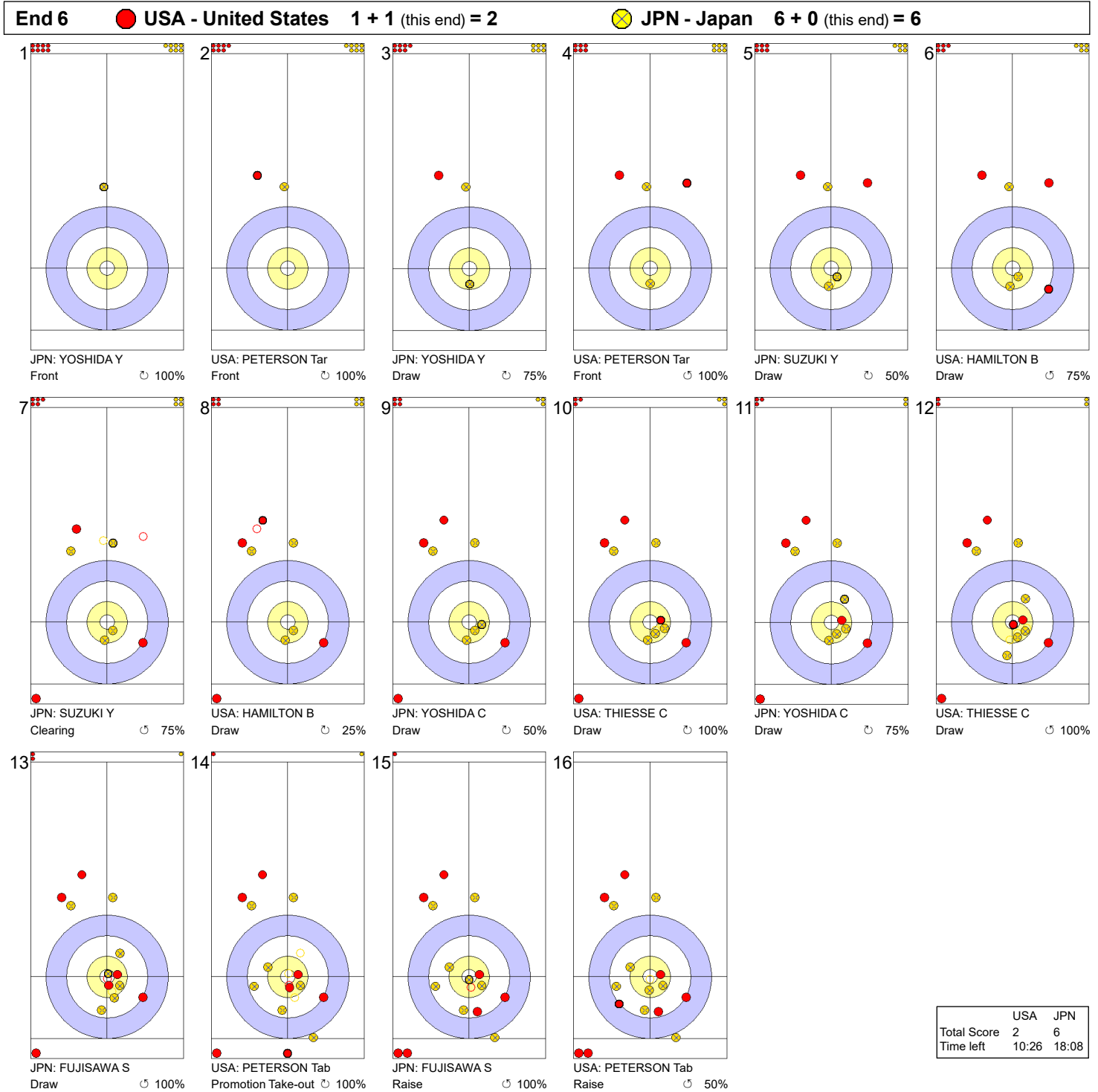


**Legend:**  
 ↻ Clockwise      ↺ Counter-clockwise      - Not considered

MON 20 MAR 2023  
Start Time 9:00

Round Robin Session 6 - Sheet A

Game - Shot by Shot



**Legend:**  
 ↻ Clockwise      ↺ Counter-clockwise      - Not considered

**MON 20 MAR 2023**  
 Start Time 9:00

**Round Robin Session 6 - Sheet A**

**Game - Shot by Shot**



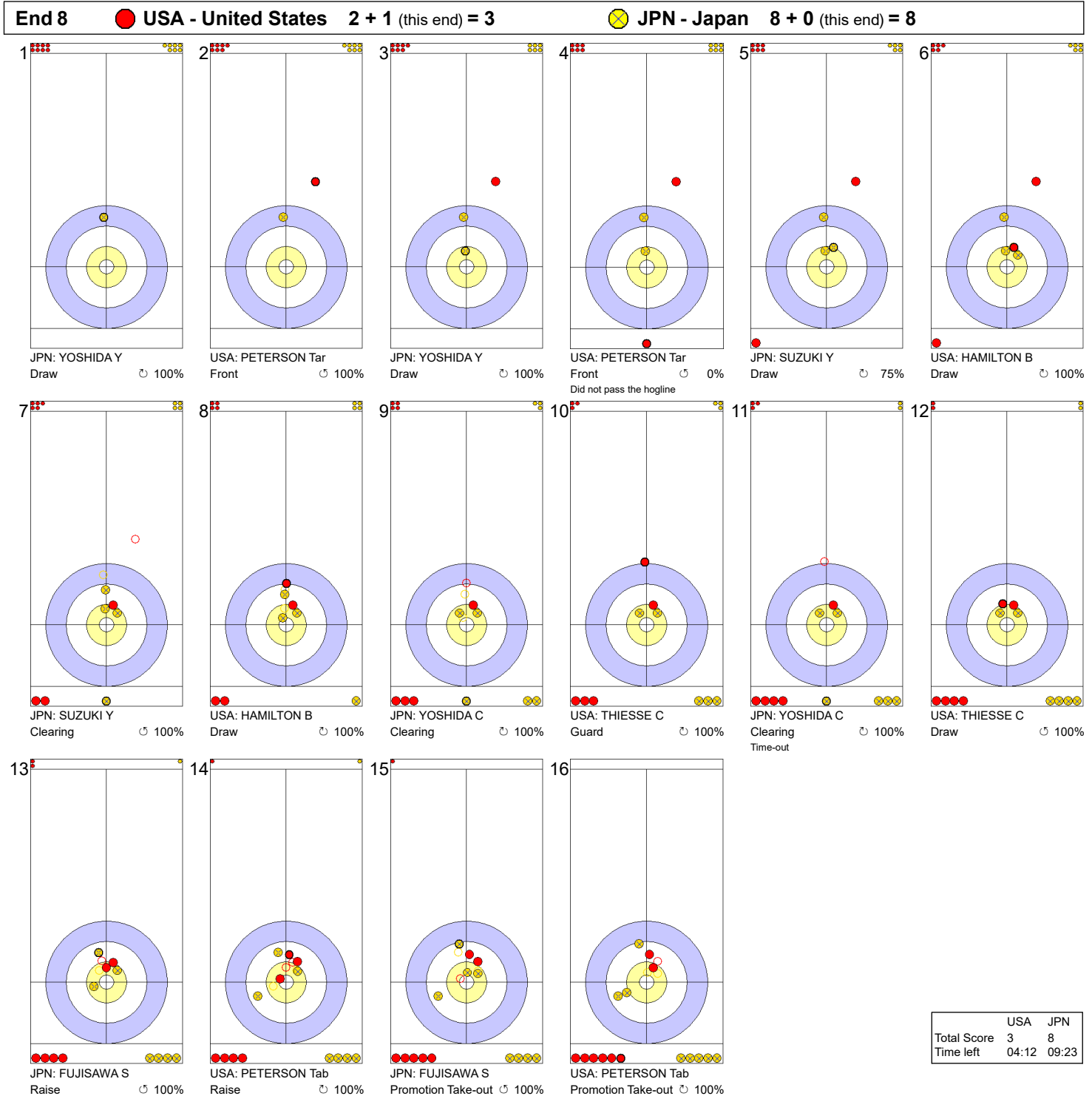
**Legend:**  
 ↻ Clockwise      ↺ Counter-clockwise      - Not considered



MON 20 MAR 2023  
Start Time 9:00

Round Robin Session 6 - Sheet A

Game - Shot by Shot



**Legend:**  
 ↻ Clockwise      ↺ Counter-clockwise      - Not considered

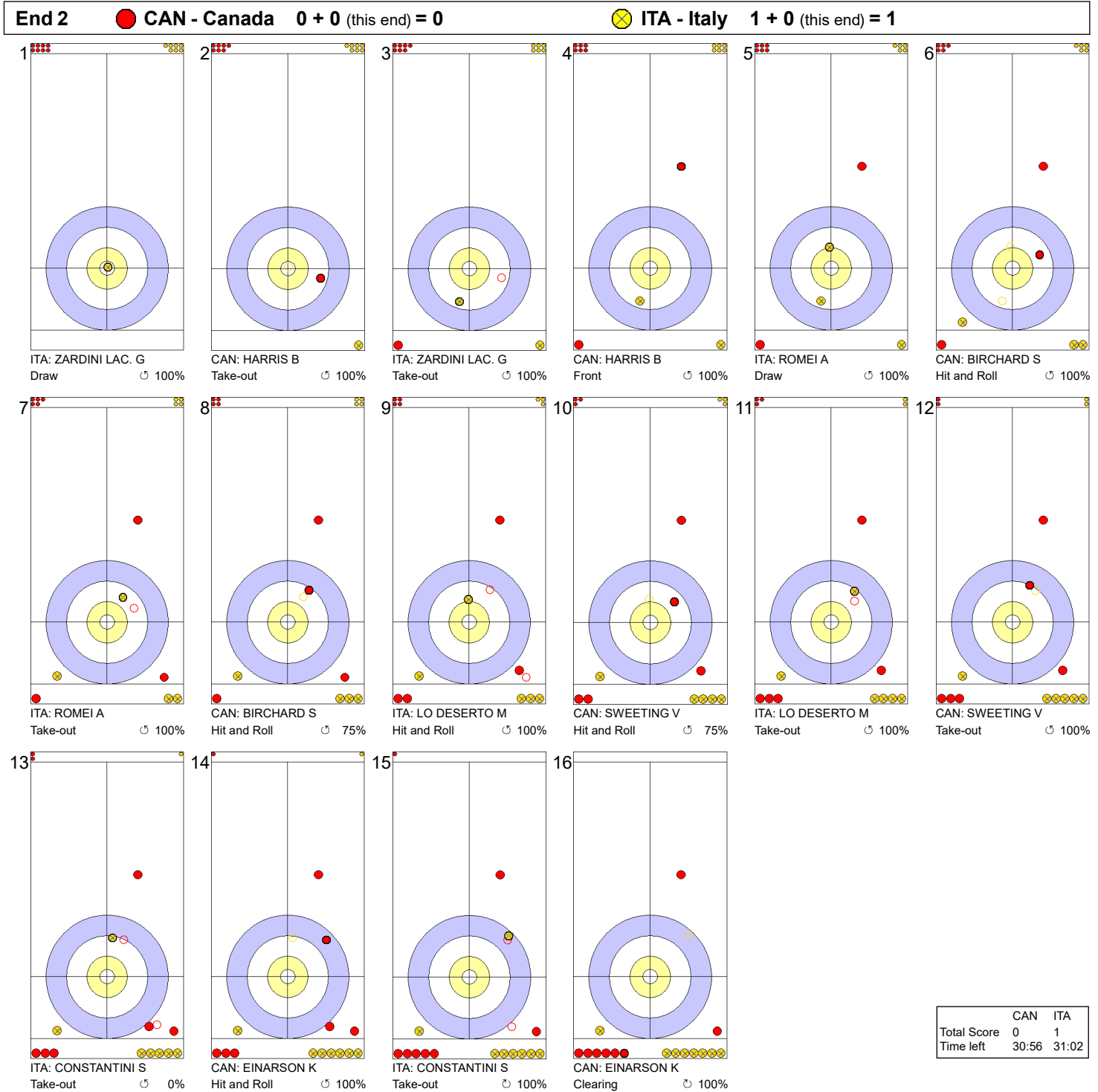




**MON 20 MAR 2023**  
 Start Time 9:00

**Round Robin Session 6 - Sheet B**

**Game - Shot by Shot**

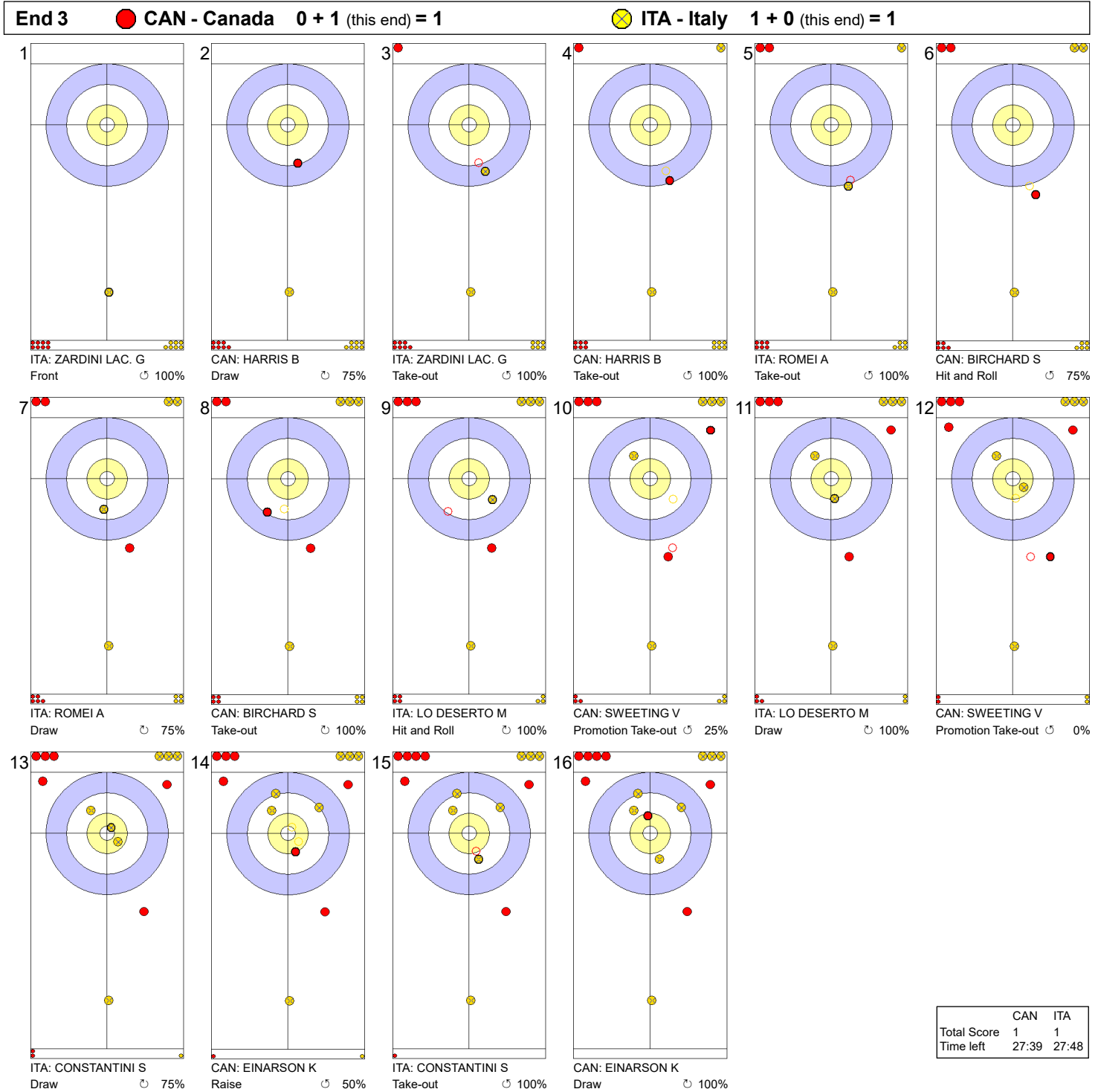


**Legend:**  
 ↻ Clockwise      ↺ Counter-clockwise      - Not considered

**MON 20 MAR 2023**
  
 Start Time 9:00

**Round Robin Session 6 - Sheet B**

**Game - Shot by Shot**

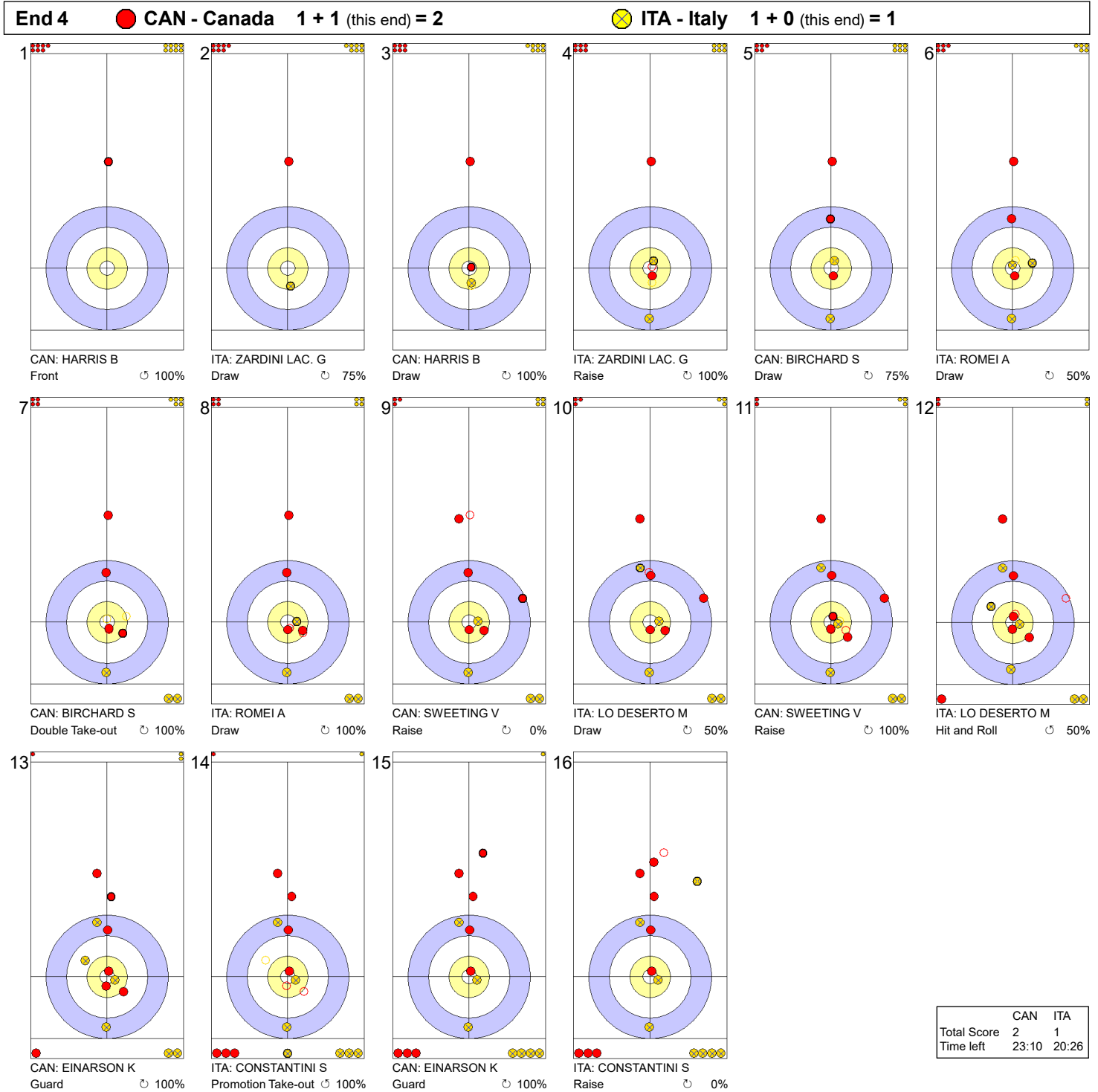


**Legend:**
  
 ↻ Clockwise                      ↺ Counter-clockwise                      - Not considered

MON 20 MAR 2023  
Start Time 9:00

Round Robin Session 6 - Sheet B

Game - Shot by Shot



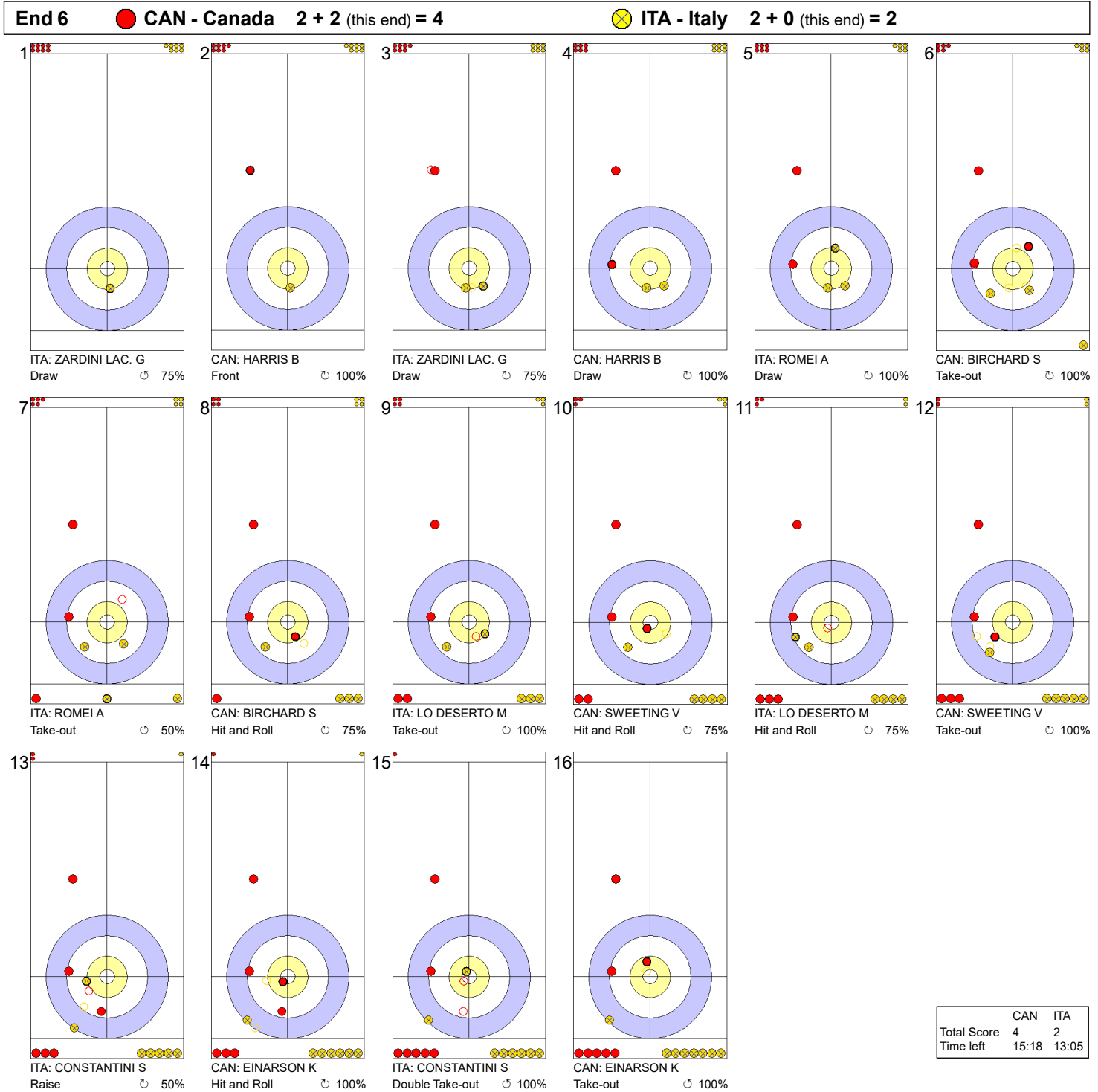
**Legend:**  
 ↻ Clockwise      ↺ Counter-clockwise      - Not considered



**MON 20 MAR 2023**  
 Start Time 9:00

**Round Robin Session 6 - Sheet B**

**Game - Shot by Shot**



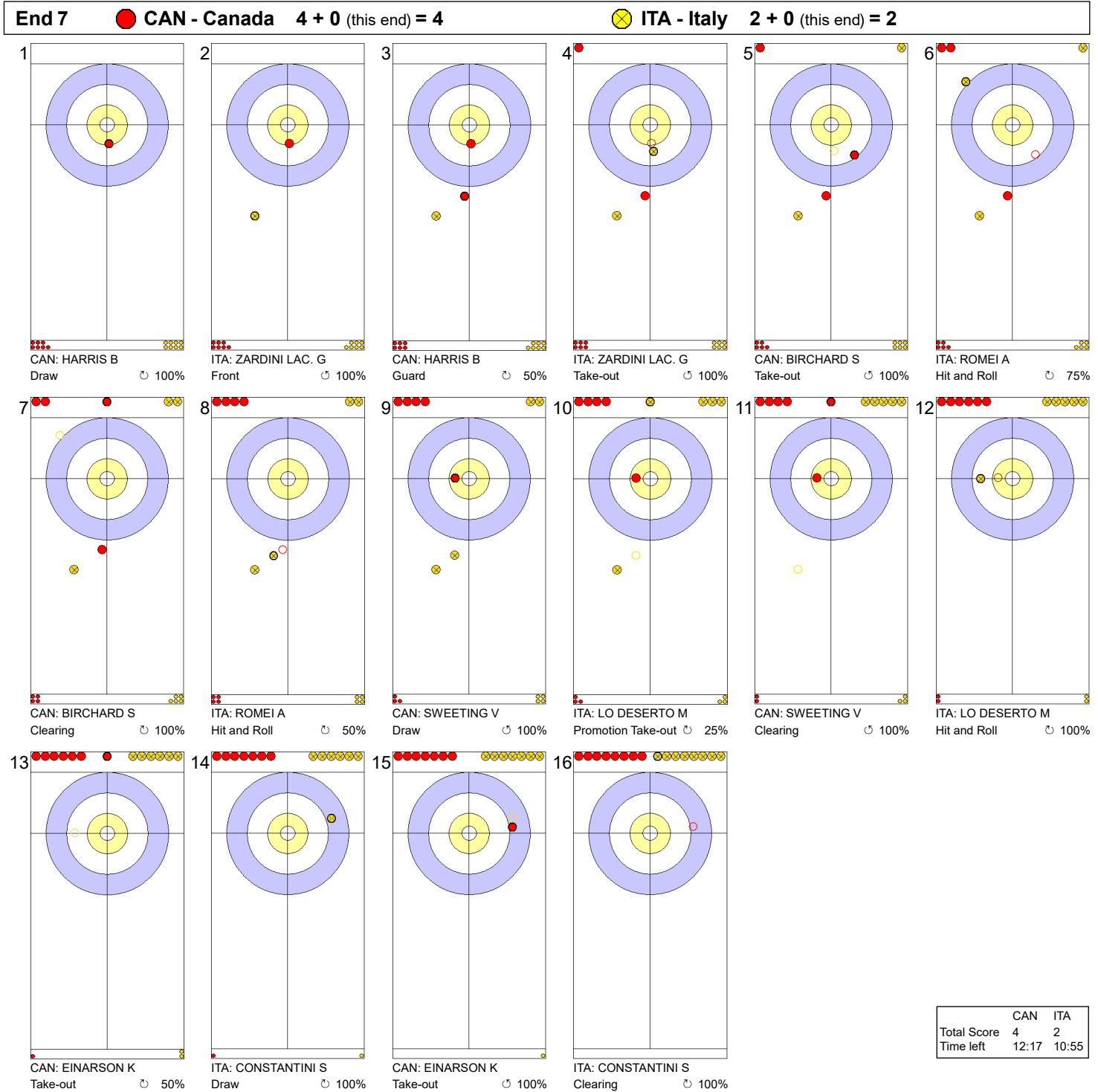
**Legend:**  
 ↻ Clockwise      ↺ Counter-clockwise      - Not considered



**MON 20 MAR 2023**  
 Start Time 9:00

**Round Robin Session 6 - Sheet B**

**Game - Shot by Shot**

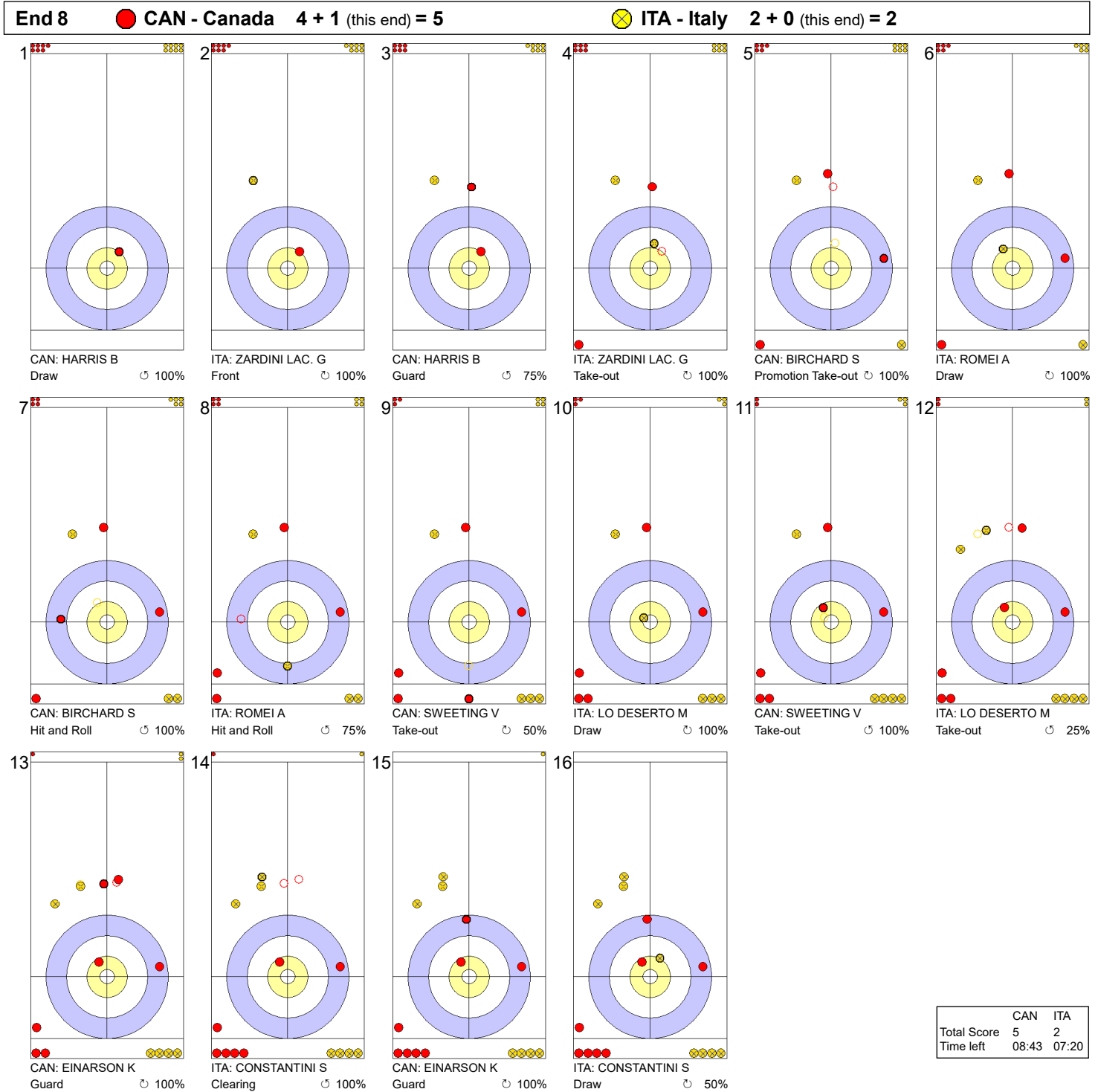


**Legend:**  
 ↻ Clockwise    ↺ Counter-clockwise    - Not considered

**MON 20 MAR 2023**  
 Start Time 9:00

**Round Robin Session 6 - Sheet B**

**Game - Shot by Shot**

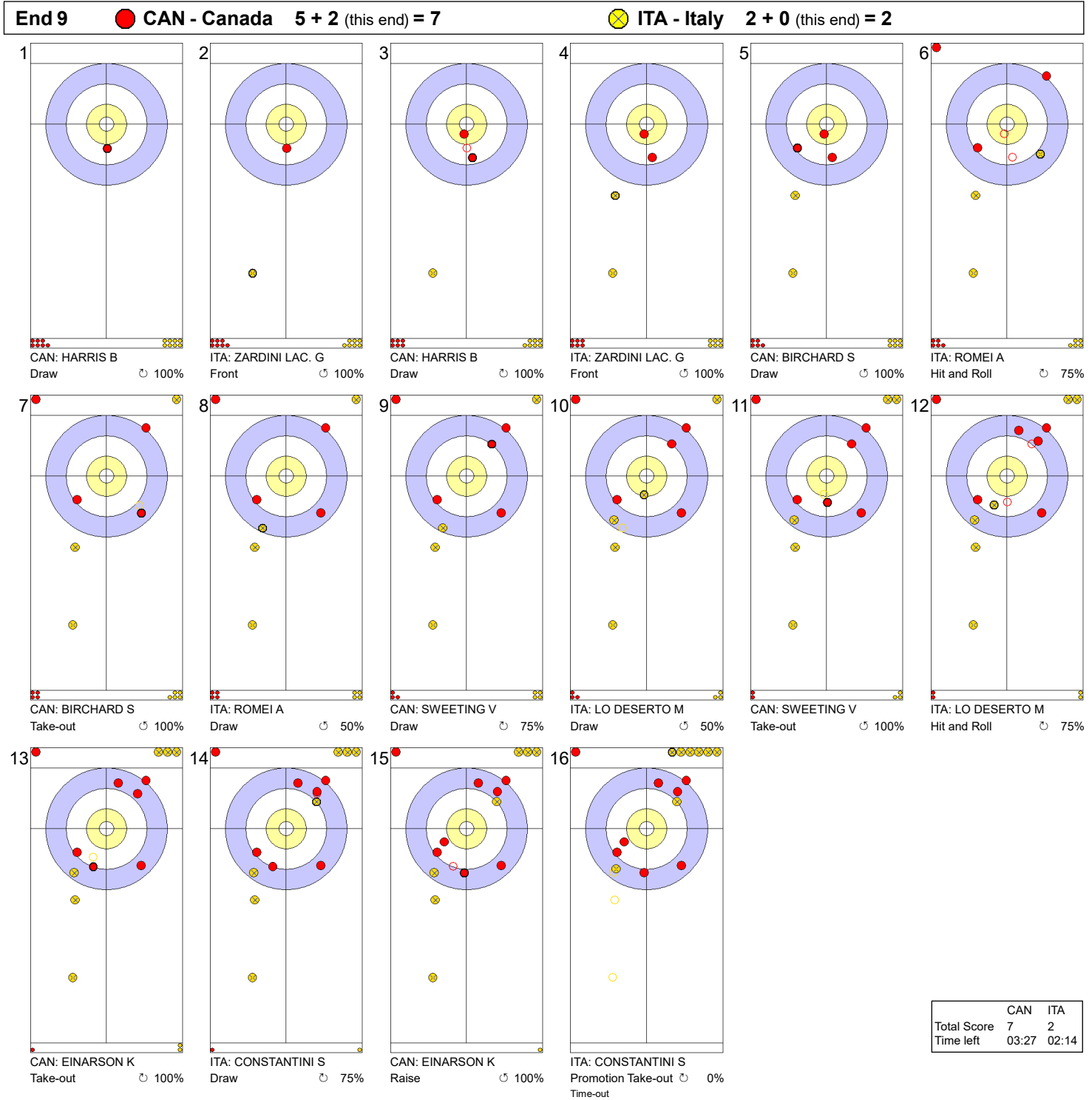


**Legend:**  
 ↻ Clockwise      ↺ Counter-clockwise      - Not considered

MON 20 MAR 2023  
Start Time 9:00

Round Robin Session 6 - Sheet B

Game - Shot by Shot



**Legend:**  
 ↻ Clockwise      ↺ Counter-clockwise      - Not considered

MON 20 MAR 2023  
Start Time 9:00

Round Robin Session 6 - Sheet C

## Game Results

Sheet	Game	Team	LSFE	1	2	3	4	5	6	7	8	9	10	Extra Ends	Total
C	4	KOR - Korea	*	0	0	0	0	4	1	0	0	1	1	1	8
	4	NZL - New Zealand		2	1	1	1	0	0	1	1	0	0	0	7

KOR - Korea		Shot Success	Game	All
4 S	HA Seungyoun	52%	66%	
3 V	KIM Hyerin	66%	79%	
2	YANG Taei	84%	79%	
1	KIM Sujin	90%	91%	
A	-	-	-	
Team Total		73%	79%	

NZL - New Zealand		Shot Success	Game	All
4 S	BECKER Bridget	51%	65%	
3 V	THOMPSON Holly	66%	67%	
2	KINNEY Ruby	64%	64%	
1	THURLOW Natalie	77%	73%	
A	SMITH Jessica	-	63%	
Team Total		64%	67%	

Last Stone Draw		Distance
☺	YANG Taei	52.5cm
☹	KIM Sujin	64.8cm
<b>Total</b>		<b>117.3cm</b>

Last Stone Draw		Distance
☺	THURLOW Natalie	151.3cm
☹	BECKER Bridget	22.7cm
<b>Total</b>		<b>174.0cm</b>

Time remaining: 0 minutes 9 seconds  
0 minutes 5 seconds (after extra end)

Time remaining: 0 minutes 6 seconds  
0 minutes 1 second (after extra end)

Time-out: End 5 - KOR stone 6; End 11 - KOR stone 5

Time-out: End 9 - NZL stone 8; End 11 - NZL stone 6

## Shot Success Analysis

KOR - Korea		☺	☹	Game
4 HA Seungyoun	Draws	9 58%	3 50%	12 56%
	Take-outs	8 47%	1 50%	9 47%
	Total	17 53%	4 50%	21 52%
3 KIM Hyerin	Draws	5 75%	3 83%	8 78%
	Take-outs	7 61%	7 57%	14 59%
	Total	12 67%	10 65%	22 66%
2 YANG Taei	Draws	6 92%	7 68%	13 79%
	Take-outs	5 100%	4 81%	9 92%
	Total	11 95%	11 73%	22 84%
1 KIM Sujin	Draws	19 89%	3 92%	22 90%
	Take-outs	0 -	0 -	0 -
	Total	19 89%	3 92%	22 90%
A -	Draws	0 -	0 -	0 -
	Take-outs	0 -	0 -	0 -
	Total	0 -	0 -	0 -
Team	Draws	39 81%	16 72%	55 78%
	Take-outs	20 65%	12 65%	32 65%
	Total	59 75%	28 69%	87 73%

NZL - New Zealand		☺	☹	Game
4 BECKER Bridget	Draws	10 53%	9 53%	19 53%
	Take-outs	3 42%	0 -	3 42%
	Total	13 50%	9 53%	22 51%
3 THOMPSON Holly	Draws	9 75%	8 84%	17 79%
	Take-outs	3 17%	2 25%	5 20%
	Total	12 60%	10 73%	22 66%
2 KINNEY Ruby	Draws	14 71%	7 54%	21 65%
	Take-outs	0 -	1 25%	1 25%
	Total	14 71%	8 50%	22 64%
1 THURLOW Natalie	Draws	10 78%	12 77%	22 77%
	Take-outs	0 -	0 -	0 -
	Total	10 78%	12 77%	22 77%
A SMITH Jessica	Draws	0 -	0 -	0 -
	Take-outs	0 -	0 -	0 -
	Total	0 -	0 -	0 -
Team	Draws	43 69%	36 68%	79 69%
	Take-outs	6 29%	3 25%	9 28%
	Total	49 64%	39 65%	88 64%

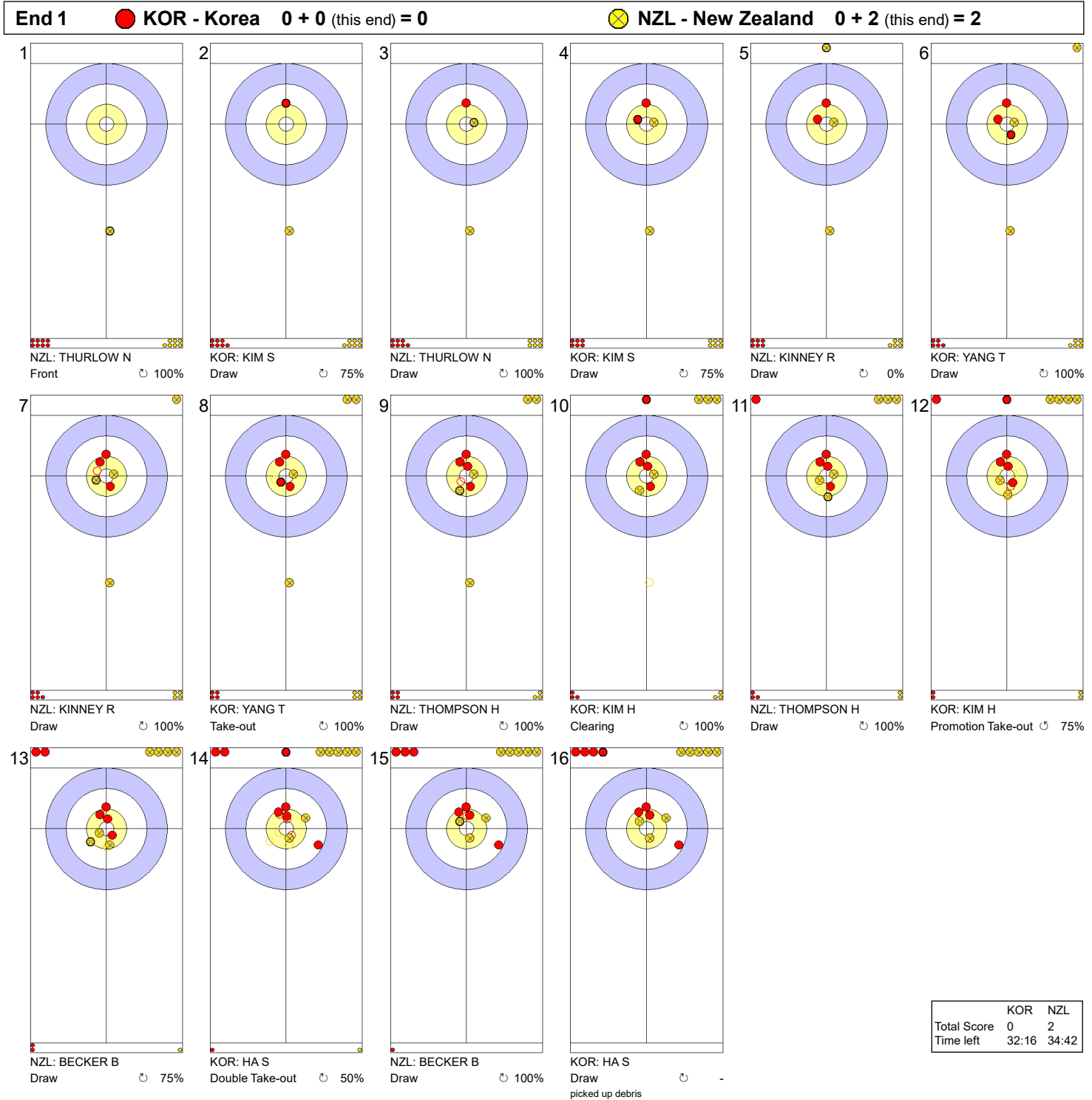
**Note:**  
Position and function for each team member:  
4 = Fourth, 3 = Third, 2 = Second, 1 = Lead, A = Alternate, S = Skip, V = Vice-Skip

**Legend:**  
☺ Clockwise      ☹ Counter-clockwise      LSFE(\*) Last Stone First End

**MON 20 MAR 2023**  
 Start Time 9:00

**Round Robin Session 6 - Sheet C**

**Game - Shot by Shot**

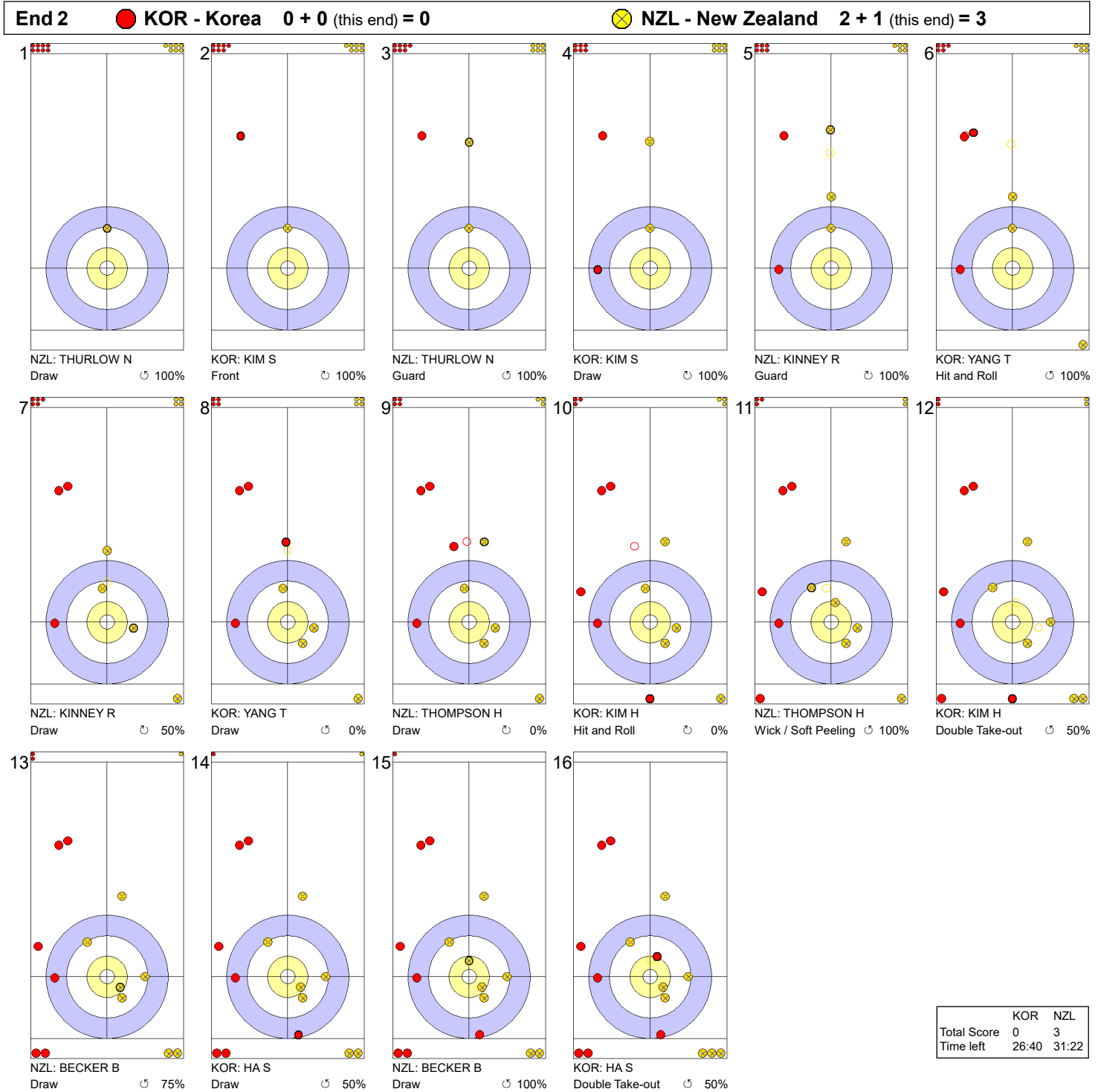


**Legend:**  
 ↻ Clockwise      ↺ Counter-clockwise      - Not considered

**MON 20 MAR 2023**  
 Start Time 9:00

**Round Robin Session 6 - Sheet C**

**Game - Shot by Shot**

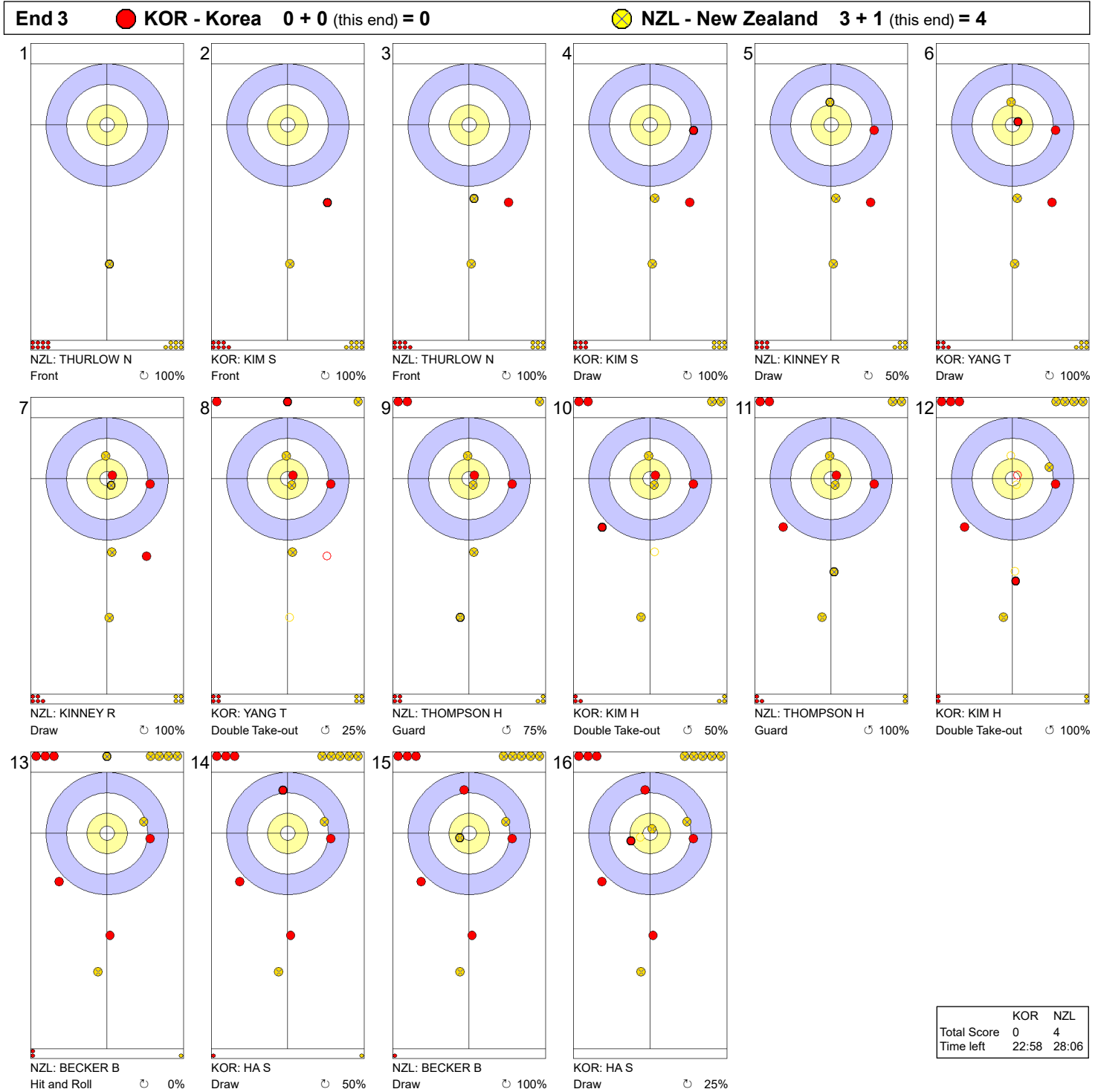


**Legend:**  
 ↻ Clockwise      ↺ Counter-clockwise      - Not considered

MON 20 MAR 2023  
Start Time 9:00

Round Robin Session 6 - Sheet C

Game - Shot by Shot

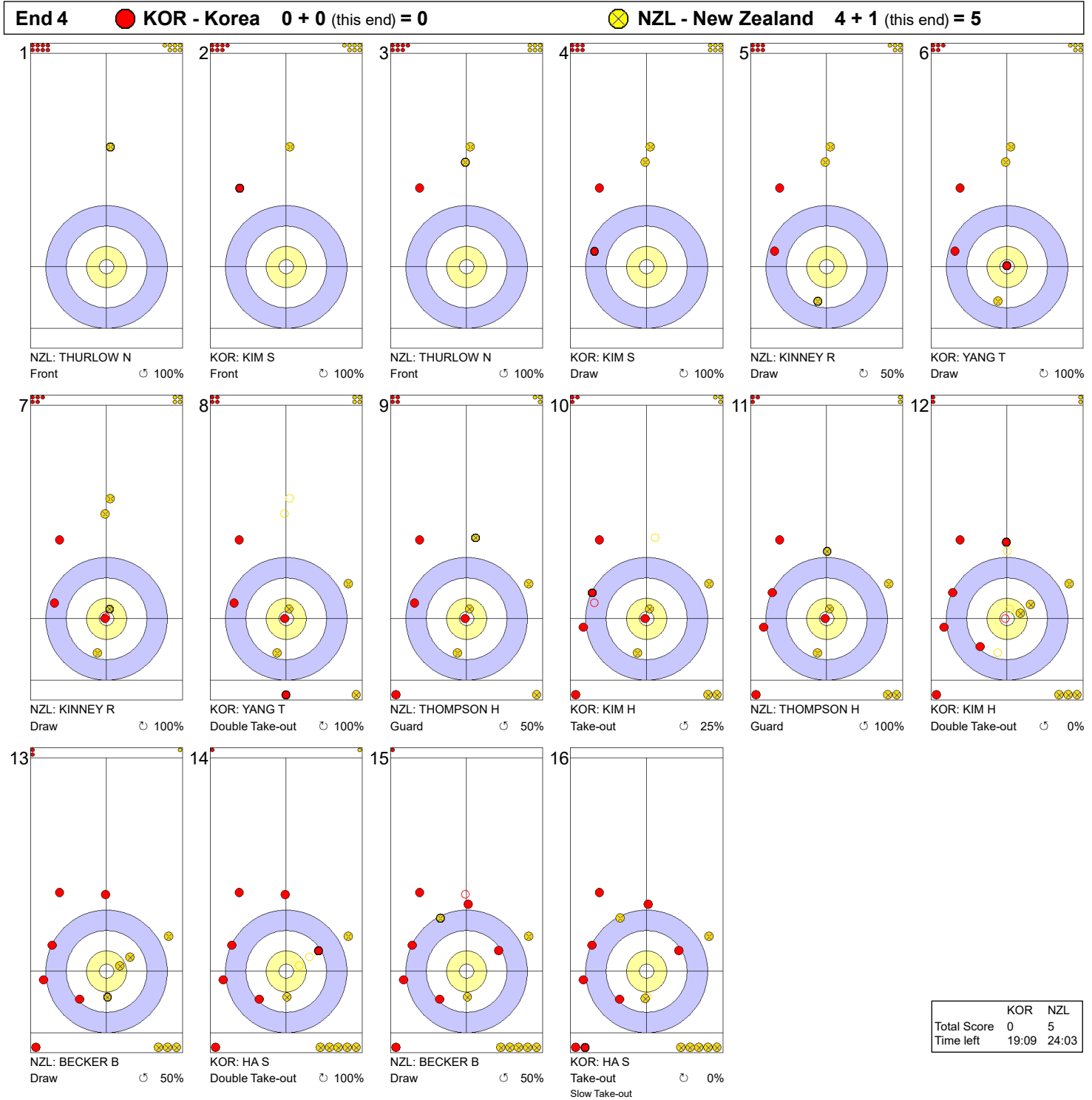


**Legend:**  
 ↻ Clockwise      ↺ Counter-clockwise      - Not considered

MON 20 MAR 2023  
Start Time 9:00

Round Robin Session 6 - Sheet C

Game - Shot by Shot



**Legend:**  
 ↻ Clockwise      ↺ Counter-clockwise      - Not considered



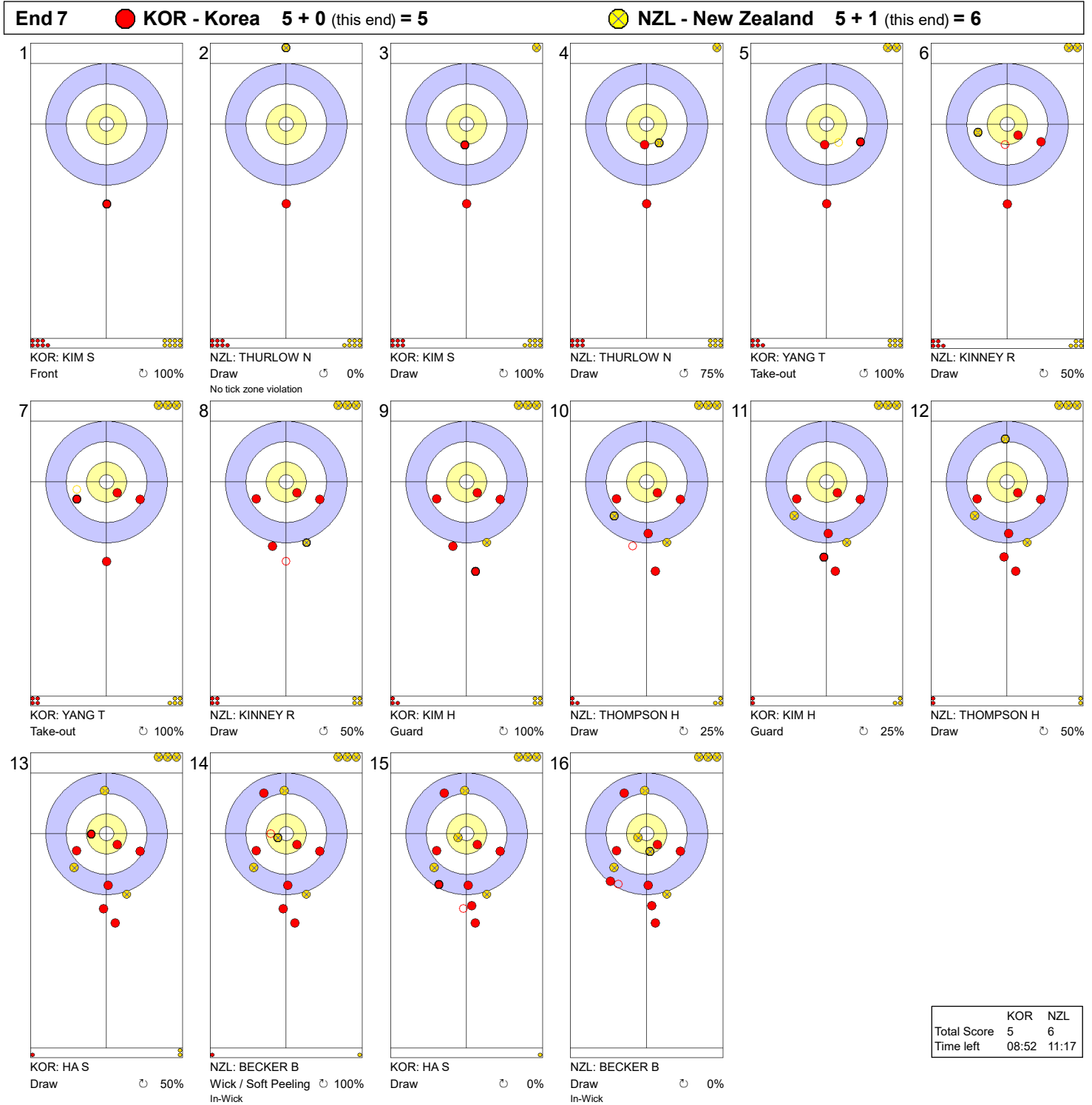






**MON 20 MAR 2023**  
 Start Time 9:00

**Round Robin Session 6 - Sheet C**

**Game - Shot by Shot**



**Legend:**  
 Clockwise     
  Counter-clockwise     
 - Not considered







**MON 20 MAR 2023**  
 Start Time 9:00

**Round Robin Session 6 - Sheet C**

**Game - Shot by Shot**



**Legend:**  
 ⌚ Clockwise      ⌚ Counter-clockwise      - Not considered

## Session Results and Standings

Sheet	Game	Team	LSFE	1	2	3	4	5	6	7	8	9	10	Extra Ends	Total
A	3	CAN - Canada	*	2	0	2	1	0	0	0	0	1	3		9
	3	NOR - Norway		0	2	0	0	2	1	0	1	0	0		6
B	3	JPN - Japan	*	1	0	0	1	0	0	2	1	0	4		9
	3	SCO - Scotland		0	2	2	0	2	1	0	0	1	0		8
C	3	GER - Germany		0	1	0	0	2	1	2	0	1	0		7
	3	ITA - Italy	*	1	0	1	0	0	0	0	1	0	1		4
D	3	TUR - Türkiye		0	0	0	0	0	1	0	1	0	X		2
	4	SUI - Switzerland	*	0	2	0	0	2	0	2	0	1	X		7

## Current Standings

Rank	Team	Games	Wins	Losses
1	SUI - Switzerland	4	4	0
2	CAN - Canada	3	2	1
2	DEN - Denmark	3	2	1
2	GER - Germany	3	2	1
2	ITA - Italy	3	2	1
2	NOR - Norway	3	2	1
7	JPN - Japan	3	1	2
7	KOR - Korea	3	1	2
7	SCO - Scotland	3	1	2
7	SWE - Sweden	3	1	2
7	TUR - Türkiye	3	1	2
7	USA - United States	3	1	2
13	NZL - New Zealand	3	0	3

**Note:**  
Under WCF rules, tie-breaking rules for standings are not applied until after the last game of the round robin.

**Legend:**  
LSFE(\*) Last Stone First End      X      Unplayed/unfinished end due to concession



SUN 19 MAR 2023  
Start Time 19:00

Round Robin Session 5 - Sheet A

## Game Results

Sheet	Game	Team	LSFE	1	2	3	4	5	6	7	8	9	10	Extra Ends	Total
A	3	CAN - Canada	*	2	0	2	1	0	0	0	0	1	3		9
	3	NOR - Norway		0	2	0	0	2	1	0	1	0	0		6

CAN - Canada		Shot Success	Game	All
4 S	EINARSON Kerri	66%		71%
3 V	SWEETING Val	90%		78%
2	BIRCHARD Shannon	94%		83%
1	HARRIS Briane	83%		89%
A	KARWACKI Krysten	-		-
Team Total		83%		80%

NOR - Norway		Shot Success	Game	All
4 V	SKASLIEN Kristin	65%		71%
3 S	ROERVIK Marianne	73%		78%
2	HASLEV NORDBYE Mille	79%		85%
1	ROENNING Martine	81%		87%
A	RAMSFJELL Maia	-		-
Team Total		74%		80%

Last Stone Draw		Distance
⌚	BIRCHARD Shannon	20.1cm
⌚	EINARSON Kerri	41.0cm

**Total 61.1cm**

Time remaining: 0 minutes 24 seconds

Time-out: End 10 - CAN stone 8

Last Stone Draw		Distance
⌚	ROENNING Martine	59.4cm
⌚	SKASLIEN Kristin	23.4cm

**Total 82.8cm**

Time remaining: 0 minutes 9 seconds

Time-out: End 10 - NOR stone 6

## Shot Success Analysis

CAN - Canada		⌚	⌚	Game
4	EINARSON Kerri	Draws 2 100%	7 79%	9 83%
		Take-outs 1 0%	9 56%	10 50%
	Total 3 67%	16 66%	19 66%	
3	SWEETING Val	Draws 1 75%	6 92%	7 89%
		Take-outs 5 90%	8 91%	13 90%
	Total 6 88%	14 91%	20 90%	
2	BIRCHARD Shannon	Draws 5 90%	4 94%	9 92%
		Take-outs 5 100%	6 92%	11 95%
	Total 10 95%	10 93%	20 94%	
1	HARRIS Briane	Draws 12 85%	4 94%	16 88%
		Take-outs 2 50%	2 75%	4 63%
	Total 14 80%	6 88%	20 83%	
A	KARWACKI Krysten	Draws 0 -	0 -	0 -
		Take-outs 0 -	0 -	0 -
	Total 0 -	0 -	0 -	
Team		Draws 20 88%	21 88%	41 88%
		Take-outs 13 81%	25 77%	38 78%
	Total 33 85%	46 82%	79 83%	

NOR - Norway		⌚	⌚	Game
4	SKASLIEN Kristin	Draws 3 83%	5 80%	8 81%
		Take-outs 7 43%	5 70%	12 54%
	Total 10 55%	10 75%	20 65%	
3	ROERVIK Marianne	Draws 4 69%	1 100%	5 75%
		Take-outs 6 71%	9 72%	15 72%
	Total 10 70%	10 75%	20 73%	
2	HASLEV NORDBYE Mille	Draws 5 80%	3 83%	8 81%
		Take-outs 7 79%	5 75%	12 77%
	Total 12 79%	8 78%	20 79%	
1	ROENNING Martine	Draws 8 88%	7 82%	15 85%
		Take-outs 2 75%	3 67%	5 70%
	Total 10 85%	10 78%	20 81%	
A	RAMSFJELL Maia	Draws 0 -	0 -	0 -
		Take-outs 0 -	0 -	0 -
	Total 0 -	0 -	0 -	
Team		Draws 20 81%	16 83%	36 82%
		Take-outs 22 65%	22 72%	44 68%
	Total 42 73%	38 76%	80 74%	

### Note:

Position and function for each team member:

4 = Fourth, 3 = Third, 2 = Second, 1 = Lead, A = Alternate, S = Skip, V = Vice-Skip

### Legend:

⌚ Clockwise

⌚ Counter-clockwise

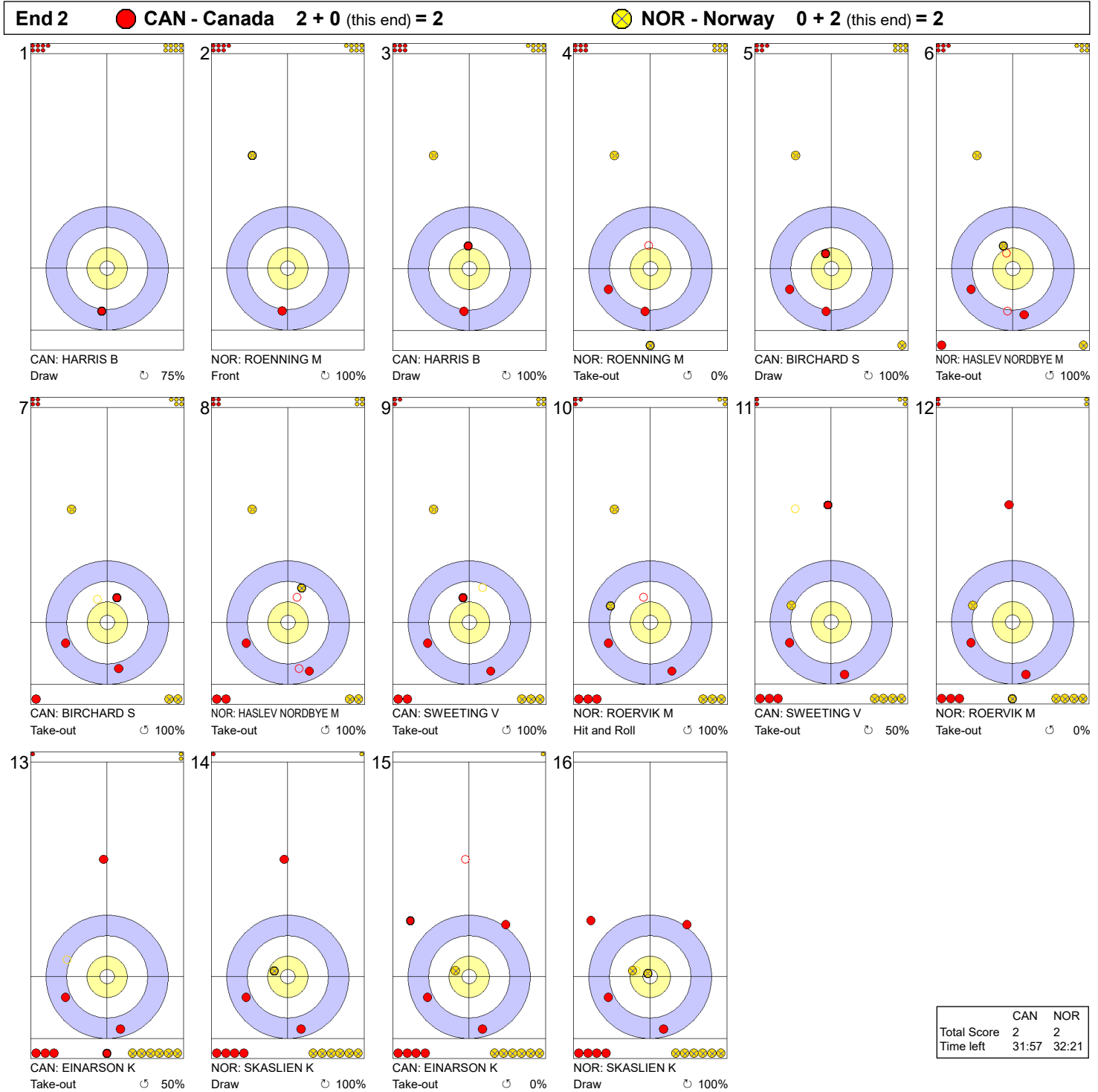
LSFE(\*) Last Stone First End



**SUN 19 MAR 2023**  
**Start Time 19:00**

**Round Robin Session 5 - Sheet A**

**Game - Shot by Shot**



**Legend:**  
 ↻ Clockwise      ↺ Counter-clockwise      - Not considered

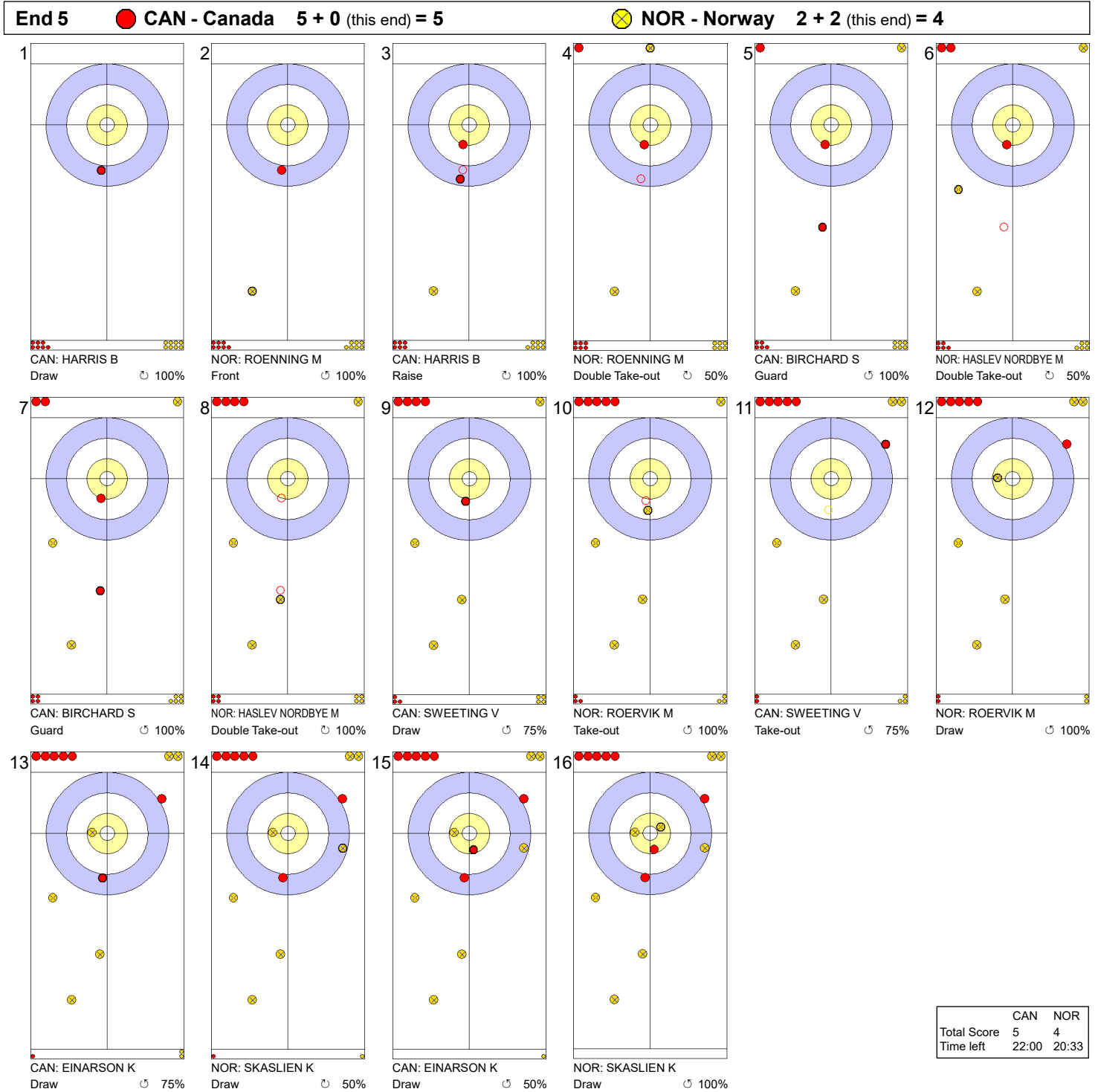




**SUN 19 MAR 2023**  
 Start Time 19:00

**Round Robin Session 5 - Sheet A**

**Game - Shot by Shot**

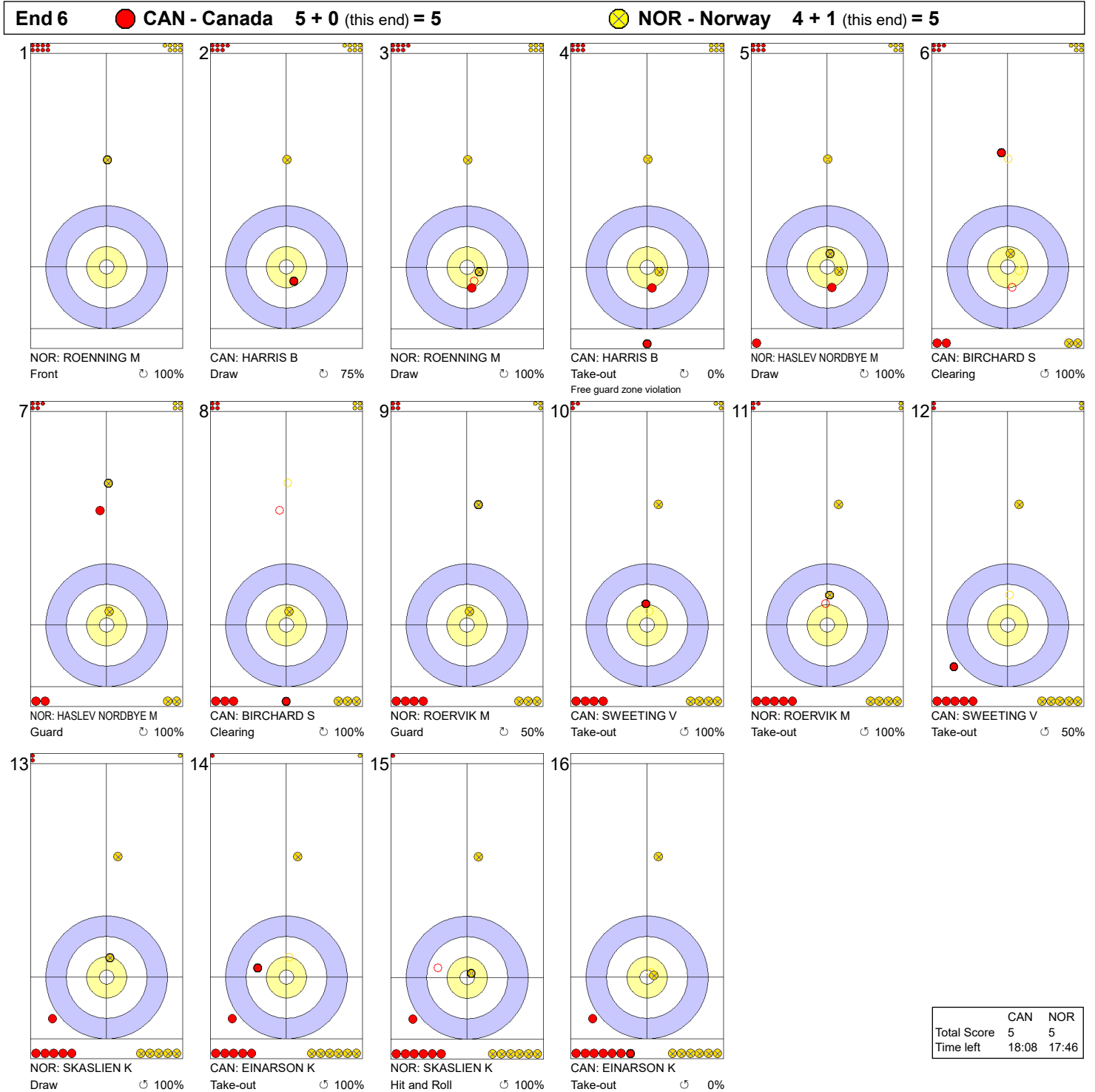


**Legend:**  
 ↻ Clockwise   ↺ Counter-clockwise   - Not considered

SUN 19 MAR 2023  
Start Time 19:00

Round Robin Session 5 - Sheet A

### Game - Shot by Shot



**Legend:**  
 ⌚ Clockwise      ⌚ Counter-clockwise      - Not considered





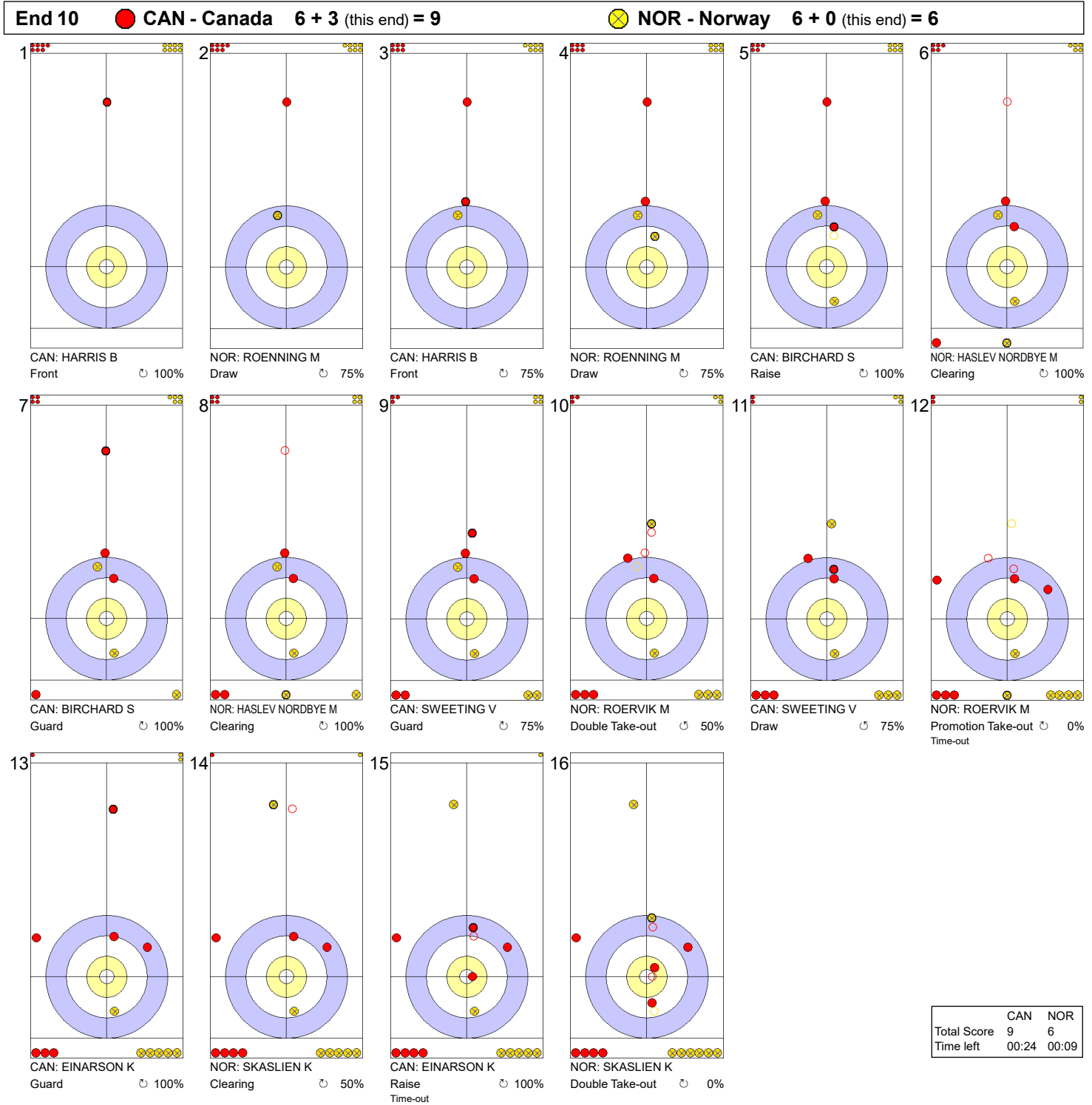




**SUN 19 MAR 2023**
  
**Start Time 19:00**

**Round Robin Session 5 - Sheet A**

**Game - Shot by Shot**



**Legend:**
  
 ↻ Clockwise                      ↻ Counter-clockwise                      - Not considered

SUN 19 MAR 2023  
Start Time 19:00

Round Robin Session 5 - Sheet B

## Game Results

Sheet	Game	Team	LSFE	1	2	3	4	5	6	7	8	9	10	Extra Ends	Total
B	3	JPN - Japan	*	1	0	0	1	0	0	2	1	0	4		9
	3	SCO - Scotland		0	2	2	0	2	1	0	0	1	0		8

JPN - Japan		Shot Success	Game	All
4 S	FUJISAWA Satsuki	61%		60%
3 V	YOSHIDA Chinami	84%		82%
2	SUZUKI Yumi	76%		78%
1	YOSHIDA Yurika	81%		82%
A	ISHIZAKI Kotomi	-		-
Team Total		76%		75%

SCO - Scotland		Shot Success	Game	All
4 S	MORRISON Rebecca	74%		75%
3 V	AITKEN Gina	69%		74%
2	SINCLAIR Sophie	73%		69%
1	JACKSON Sophie	88%		82%
A	DODDS Jennifer	-		-
Team Total		76%		75%

Last Stone Draw		Distance
☺	FUJISAWA Satsuki	24.6cm
☹	YOSHIDA Yurika	177.1cm
<b>Total</b>		<b>201.7cm</b>

Last Stone Draw		Distance
☺	AITKEN Gina	199.6cm
☹	JACKSON Sophie	37.3cm
<b>Total</b>		<b>236.9cm</b>

Time remaining: 0 minutes 45 seconds

Time-out: End 10 - JPN stone 7

Time remaining: 0 minutes 36 seconds

Time-out: End 7 - SCO stone 7

## Shot Success Analysis

JPN - Japan		☺	☹	Game
4	FUJISAWA Satsuki	Draws 3 100%	8 56%	11 68%
		Take-outs 3 25%	6 67%	9 53%
		Total 6 63%	14 61%	20 61%
3	YOSHIDA Chinami	Draws 5 85%	12 79%	17 81%
		Take-outs 1 100%	2 100%	3 100%
		Total 6 88%	14 82%	20 84%
2	SUZUKI Yumi	Draws 4 75%	8 88%	12 83%
		Take-outs 6 75%	2 38%	8 66%
		Total 10 75%	10 78%	20 76%
1	YOSHIDA Yurika	Draws 10 88%	10 75%	20 81%
		Take-outs 0 -	0 -	0 -
		Total 10 88%	10 75%	20 81%
A	ISHIZAKI Kotomi	Draws 0 -	0 -	0 -
		Take-outs 0 -	0 -	0 -
		Total 0 -	0 -	0 -
Team		Draws 22 86%	38 75%	60 79%
		Take-outs 10 63%	10 68%	20 65%
		Total 32 79%	48 73%	80 76%

SCO - Scotland		☺	☹	Game
4	MORRISON Rebecca	Draws 4 75%	6 67%	10 70%
		Take-outs 8 72%	2 100%	10 78%
		Total 12 73%	8 75%	20 74%
3	AITKEN Gina	Draws 4 69%	4 88%	8 78%
		Take-outs 7 75%	5 45%	12 63%
		Total 11 73%	9 64%	20 69%
2	SINCLAIR Sophie	Draws 5 85%	3 83%	8 84%
		Take-outs 4 75%	8 59%	12 65%
		Total 9 81%	11 66%	20 73%
1	JACKSON Sophie	Draws 10 95%	9 83%	19 89%
		Take-outs 0 -	1 50%	1 50%
		Total 10 95%	10 80%	20 88%
A	DODDS Jennifer	Draws 0 -	0 -	0 -
		Take-outs 0 -	0 -	0 -
		Total 0 -	0 -	0 -
Team		Draws 23 85%	22 80%	45 82%
		Take-outs 19 74%	16 59%	35 67%
		Total 42 80%	38 71%	80 76%

### Note:

Position and function for each team member:

4 = Fourth, 3 = Third, 2 = Second, 1 = Lead, A = Alternate, S = Skip, V = Vice-Skip

### Legend:

☺ Clockwise

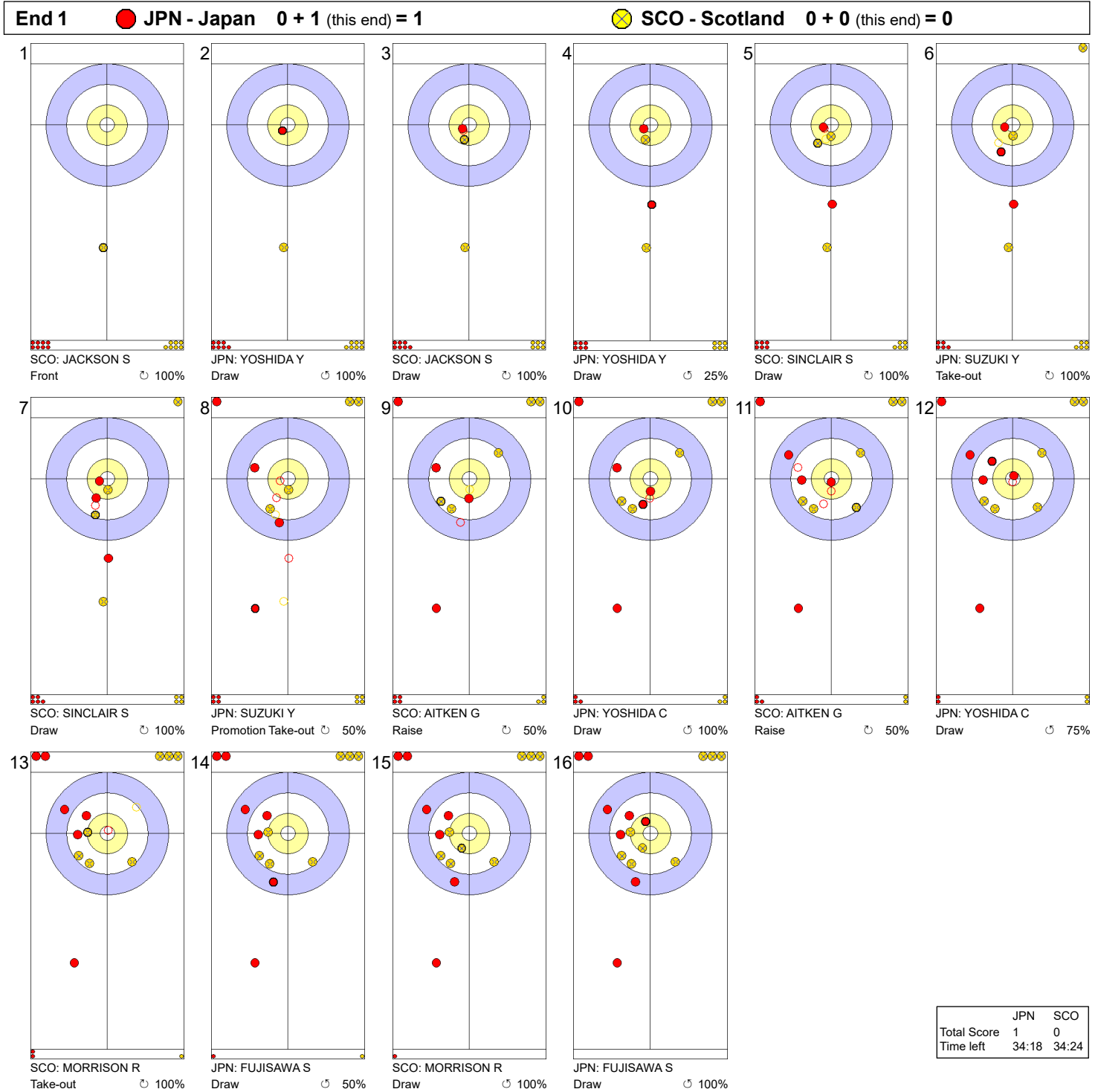
☹ Counter-clockwise

LSFE(\*) Last Stone First End

**SUN 19 MAR 2023**  
**Start Time 19:00**

**Round Robin Session 5 - Sheet B**

**Game - Shot by Shot**

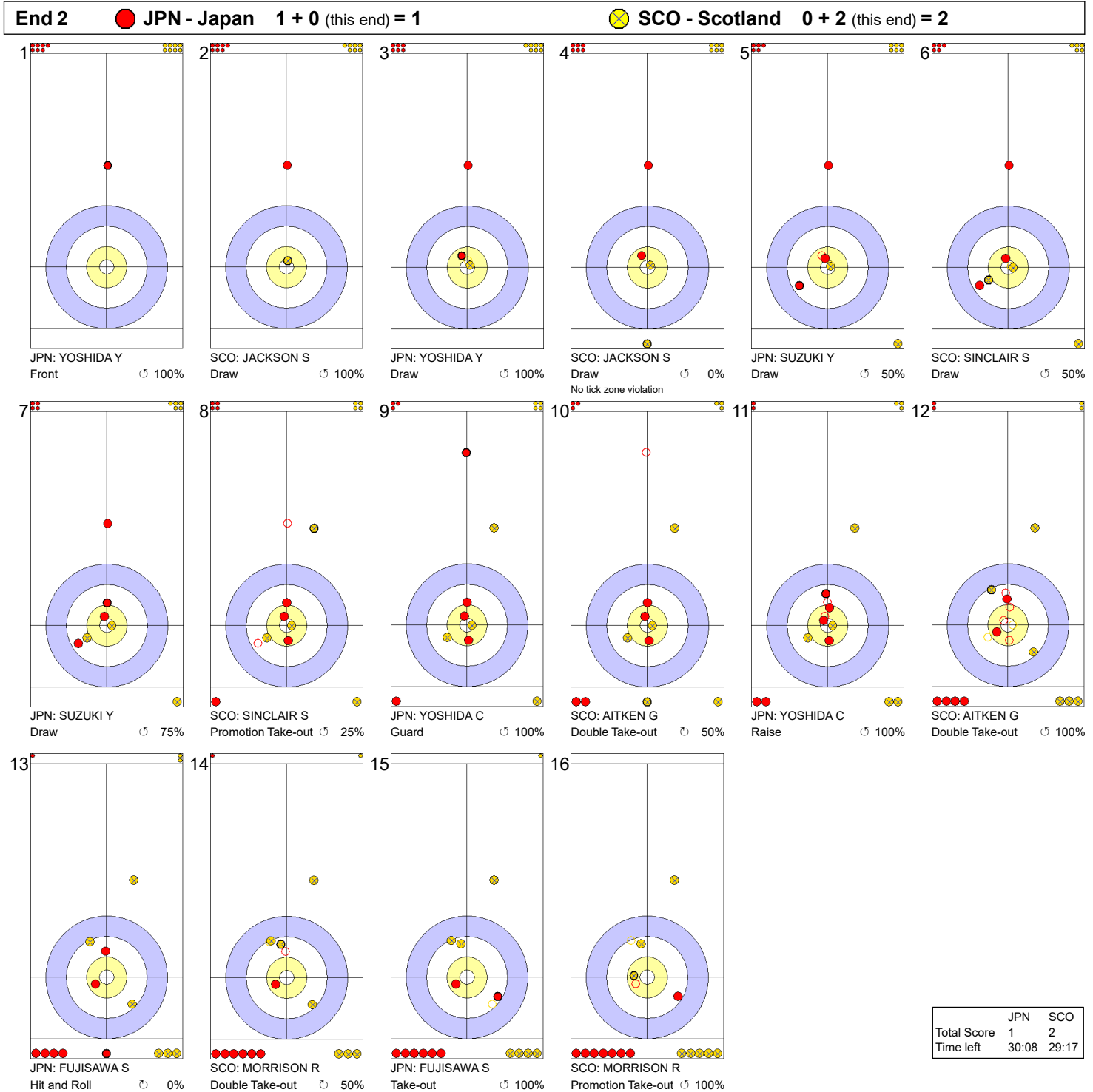


**Legend:**  
 ↻ Clockwise      ↺ Counter-clockwise      - Not considered

SUN 19 MAR 2023  
Start Time 19:00

Round Robin Session 5 - Sheet B

Game - Shot by Shot



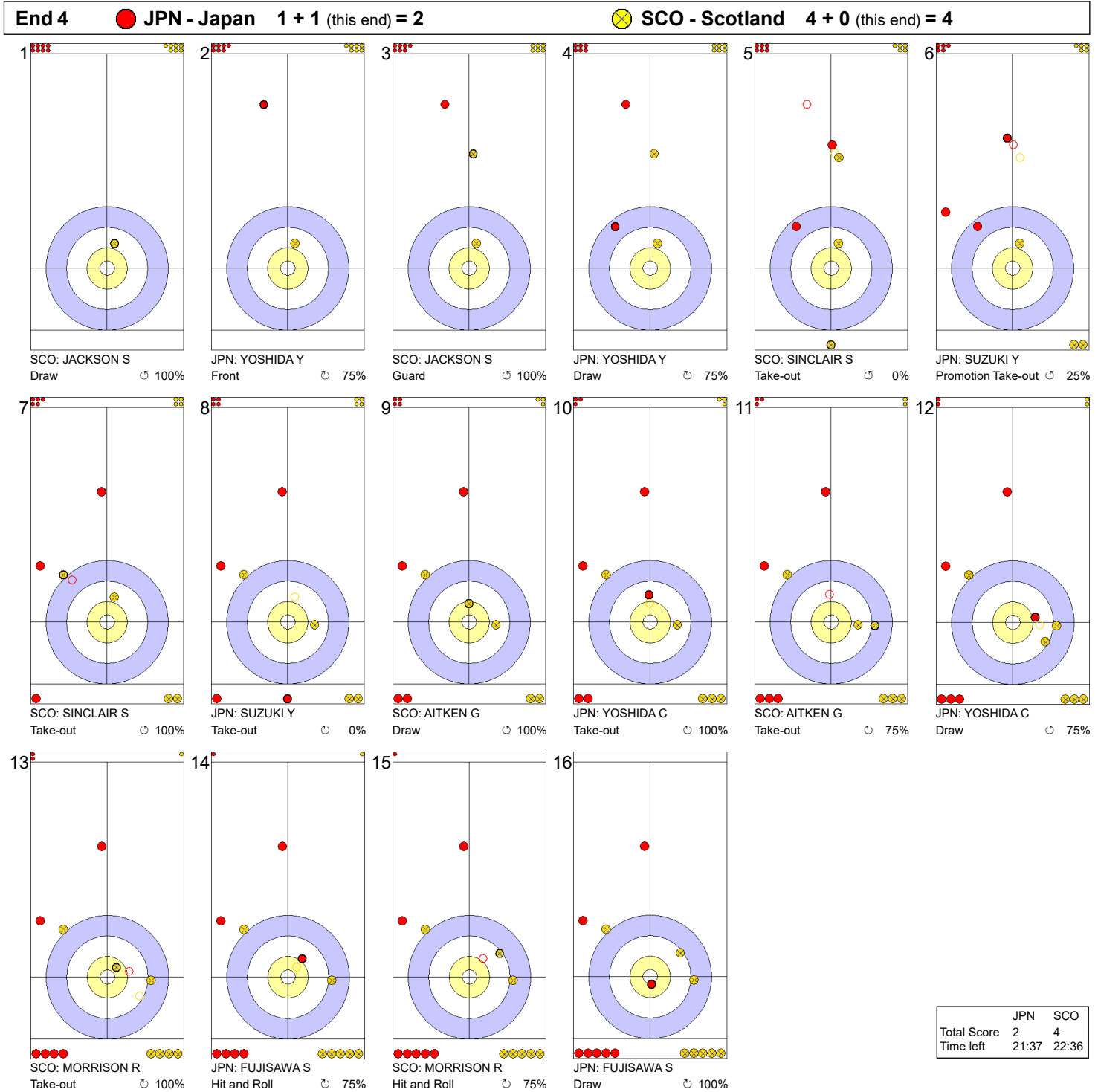
**Legend:**  
 ↻ Clockwise      ↺ Counter-clockwise      - Not considered



**SUN 19 MAR 2023**  
 Start Time 19:00

**Round Robin Session 5 - Sheet B**

**Game - Shot by Shot**



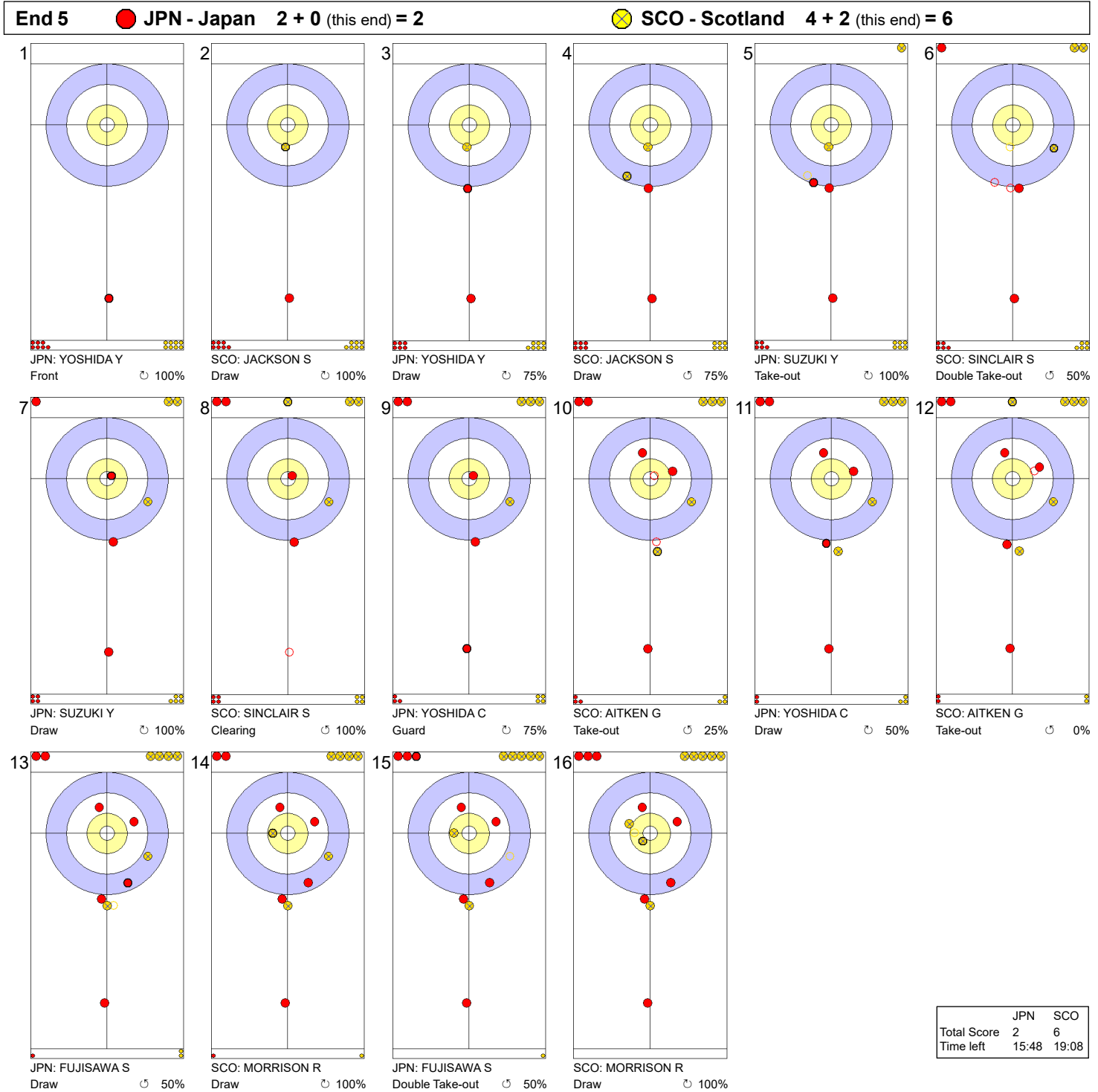
**Legend:**  
 ↻ Clockwise   ↺ Counter-clockwise   - Not considered



SUN 19 MAR 2023  
Start Time 19:00

Round Robin Session 5 - Sheet B

Game - Shot by Shot

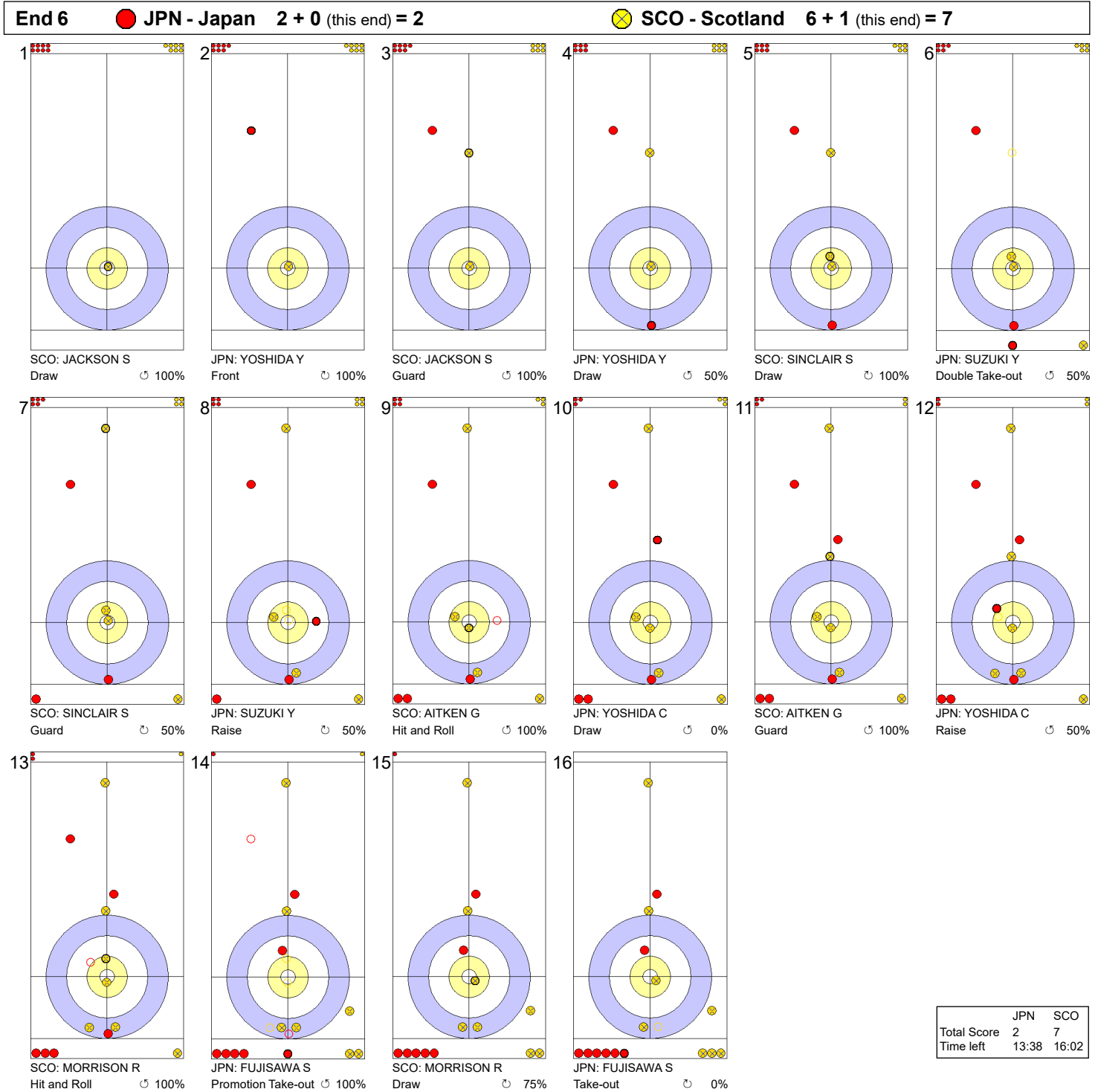


**Legend:**  
 ↻ Clockwise      ↺ Counter-clockwise      - Not considered

**SUN 19 MAR 2023**  
 Start Time 19:00

**Round Robin Session 5 - Sheet B**

**Game - Shot by Shot**

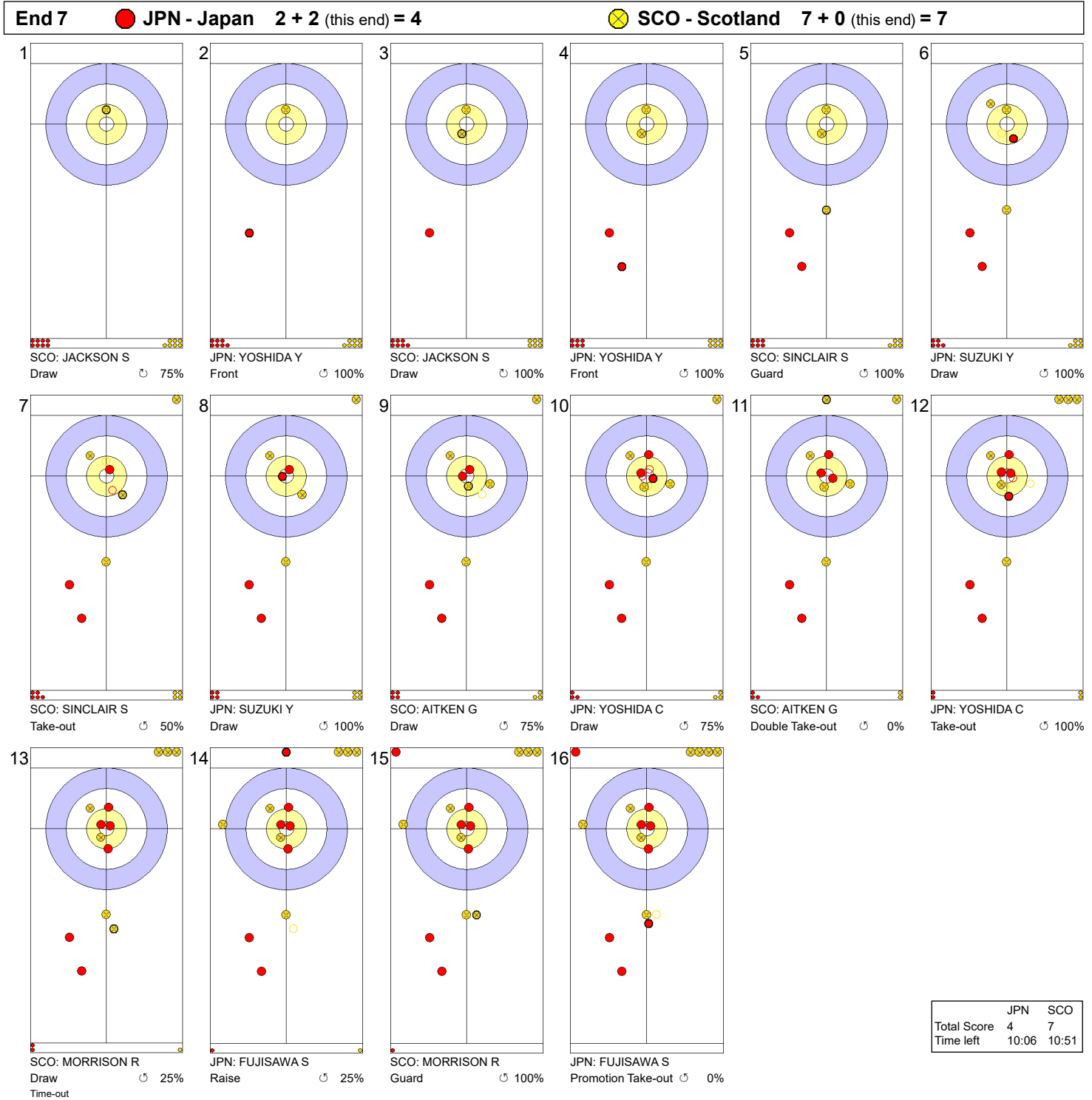


**Legend:**  
 ↻ Clockwise                      ↺ Counter-clockwise                      - Not considered

**SUN 19 MAR 2023**  
**Start Time 19:00**

**Round Robin Session 5 - Sheet B**

**Game - Shot by Shot**

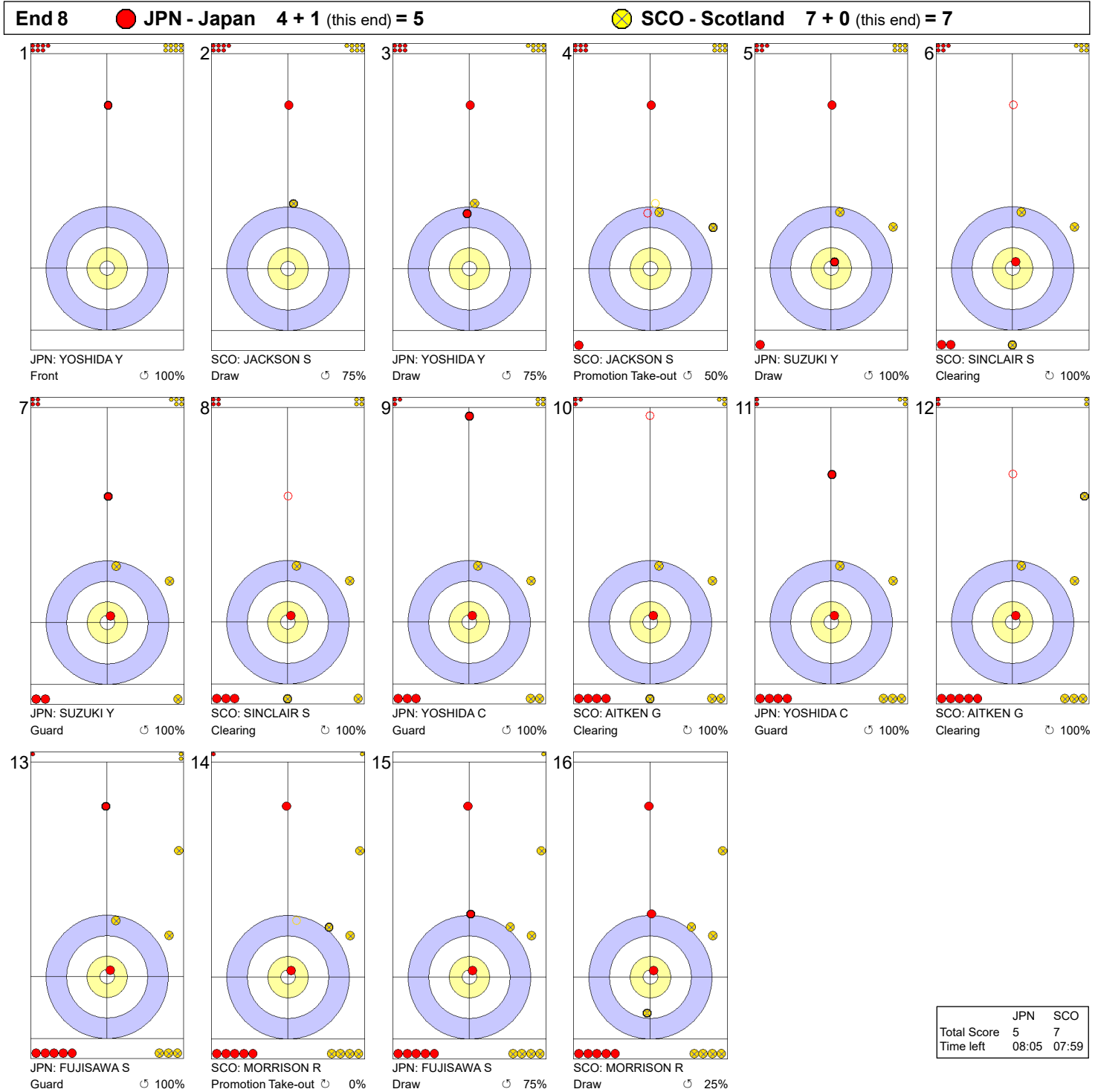


**Legend:**  
 ↻ Clockwise   ↺ Counter-clockwise   - Not considered

SUN 19 MAR 2023  
Start Time 19:00

Round Robin Session 5 - Sheet B

Game - Shot by Shot

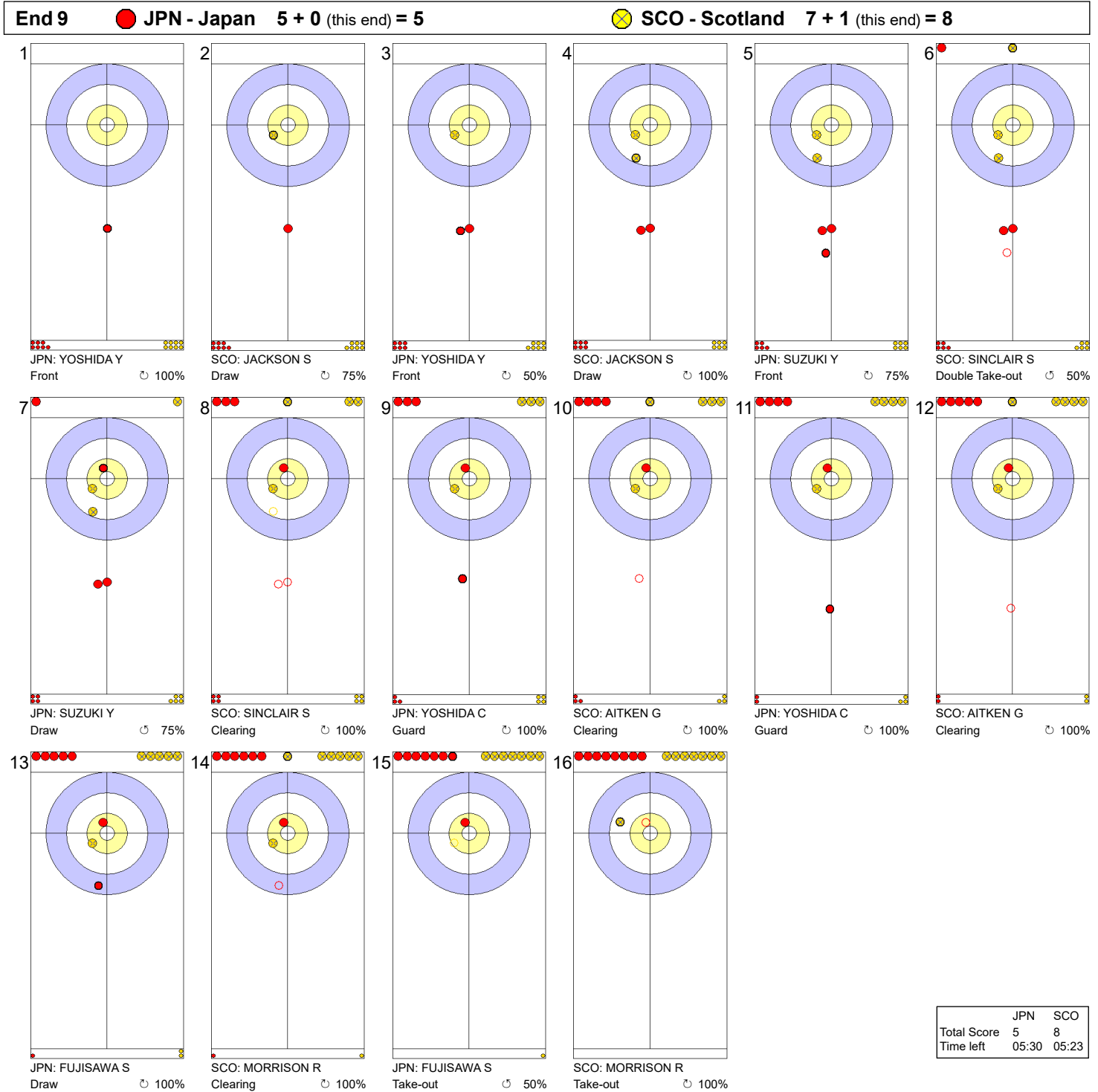


**Legend:**  
 ↻ Clockwise      ↺ Counter-clockwise      - Not considered

SUN 19 MAR 2023  
Start Time 19:00

Round Robin Session 5 - Sheet B

Game - Shot by Shot

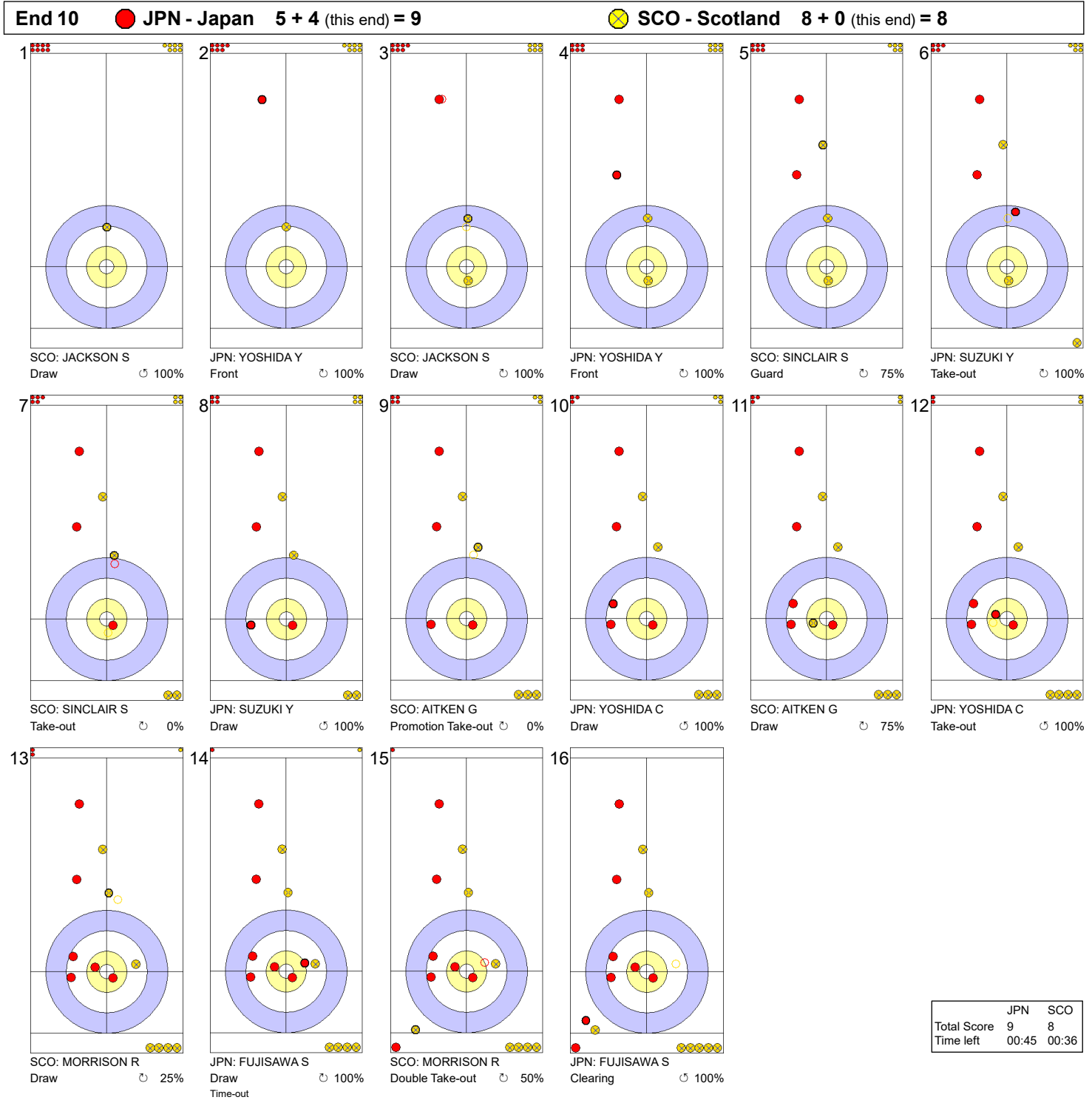


**Legend:**  
 ↻ Clockwise      ↺ Counter-clockwise      - Not considered

SUN 19 MAR 2023  
Start Time 19:00

Round Robin Session 5 - Sheet B

Game - Shot by Shot



**Legend:**  
 ↻ Clockwise      ↺ Counter-clockwise      - Not considered

SUN 19 MAR 2023  
Start Time 19:00

Round Robin Session 5 - Sheet C

## Game Results

Sheet	Game	Team	LSFE	1	2	3	4	5	6	7	8	9	10	Extra Ends	Total
C	3	GER - Germany		0	1	0	0	2	1	2	0	1	0		7
	3	ITA - Italy	*	1	0	1	0	0	0	0	1	0	1		4

GER - Germany		Shot Success	Game	All
4 S	JENTSCH Daniela	91%		76%
3 V	ABBES Emira	88%		80%
2	KAPP Lena	84%		78%
1	JENTSCH Analena	79%		81%
A	SCHOELL Pia-Lisa	-		-
Team Total		85%		79%

ITA - Italy		Shot Success	Game	All
4 S	CONSTANTINI Stefania	64%		76%
3 V	LO DESERTO Marta	75%		79%
2	ROMEI Angela	84%		83%
1	ZARDINI LACEDELLI Giulia	93%		92%
A	GILBERTI Camilla	-		-
Team Total		79%		83%

Last Stone Draw		Distance
⌚	KAPP Lena	38.9cm
⌚	JENTSCH Analena	46.0cm
<b>Total</b>		<b>84.9cm</b>

Last Stone Draw		Distance
⌚	ZARDINI LACEDELLI Giulia	12.6cm
⌚	CONSTANTINI Stefania	59.9cm
<b>Total</b>		<b>72.5cm</b>

Time remaining: 0 minutes 21 seconds

Time-out: End 8 - GER stone 7

Time remaining: 0 minutes 47 seconds

Time-out: End 7 - ITA stone 3

## Shot Success Analysis

GER - Germany		⌚	⌚	Game
4	JENTSCH Daniela	Draws 3 100%	4 94%	7 96%
		Take-outs 7 82%	6 96%	13 88%
		Total 10 88%	10 95%	20 91%
3	ABBES Emira	Draws 2 100%	4 100%	6 100%
		Take-outs 9 94%	5 60%	14 82%
		Total 11 95%	9 78%	20 88%
2	KAPP Lena	Draws 4 94%	5 80%	9 86%
		Take-outs 3 100%	8 75%	11 82%
		Total 7 96%	13 77%	20 84%
1	JENTSCH Analena	Draws 2 25%	14 84%	16 77%
		Take-outs 0 -	4 88%	4 88%
		Total 2 25%	18 85%	20 79%
A	SCHOELL Pia-Lisa	Draws 0 -	0 -	0 -
		Take-outs 0 -	0 -	0 -
		Total 0 -	0 -	0 -
Team		Draws 11 84%	27 87%	38 86%
		Take-outs 19 91%	23 79%	42 85%
		Total 30 88%	50 84%	80 85%

ITA - Italy		⌚	⌚	Game
4	CONSTANTINI Stefania	Draws 5 70%	5 25%	10 48%
		Take-outs 2 50%	7 93%	9 83%
		Total 7 64%	12 65%	19 64%
3	LO DESERTO Marta	Draws 8 75%	4 56%	12 69%
		Take-outs 4 81%	4 88%	8 84%
		Total 12 77%	8 72%	20 75%
2	ROMEI Angela	Draws 5 80%	2 100%	7 86%
		Take-outs 7 71%	6 96%	13 83%
		Total 12 75%	8 97%	20 84%
1	ZARDINI LACEDELLI Giulia	Draws 6 92%	9 97%	15 95%
		Take-outs 3 83%	1 100%	4 88%
		Total 9 89%	10 98%	19 93%
A	GILBERTI Camilla	Draws 0 -	0 -	0 -
		Take-outs 0 -	0 -	0 -
		Total 0 -	0 -	0 -
Team		Draws 24 79%	20 71%	44 76%
		Take-outs 16 73%	18 93%	34 84%
		Total 40 77%	38 82%	78 79%

### Note:

Position and function for each team member:

4 = Fourth, 3 = Third, 2 = Second, 1 = Lead, A = Alternate, S = Skip, V = Vice-Skip

### Legend:

⌚ Clockwise

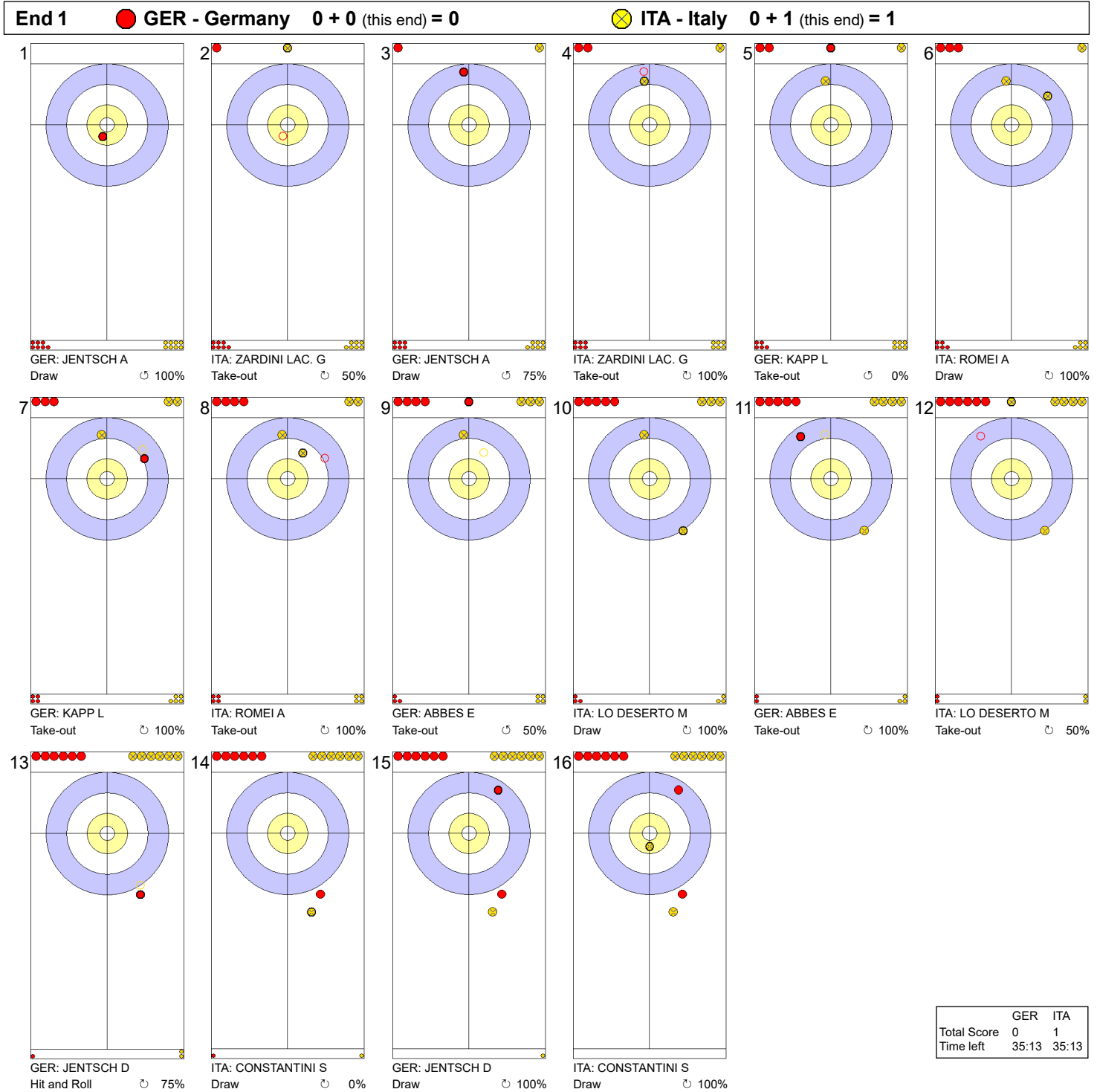
⌚ Counter-clockwise

LSFE(\*) Last Stone First End

SUN 19 MAR 2023  
Start Time 19:00

Round Robin Session 5 - Sheet C

Game - Shot by Shot



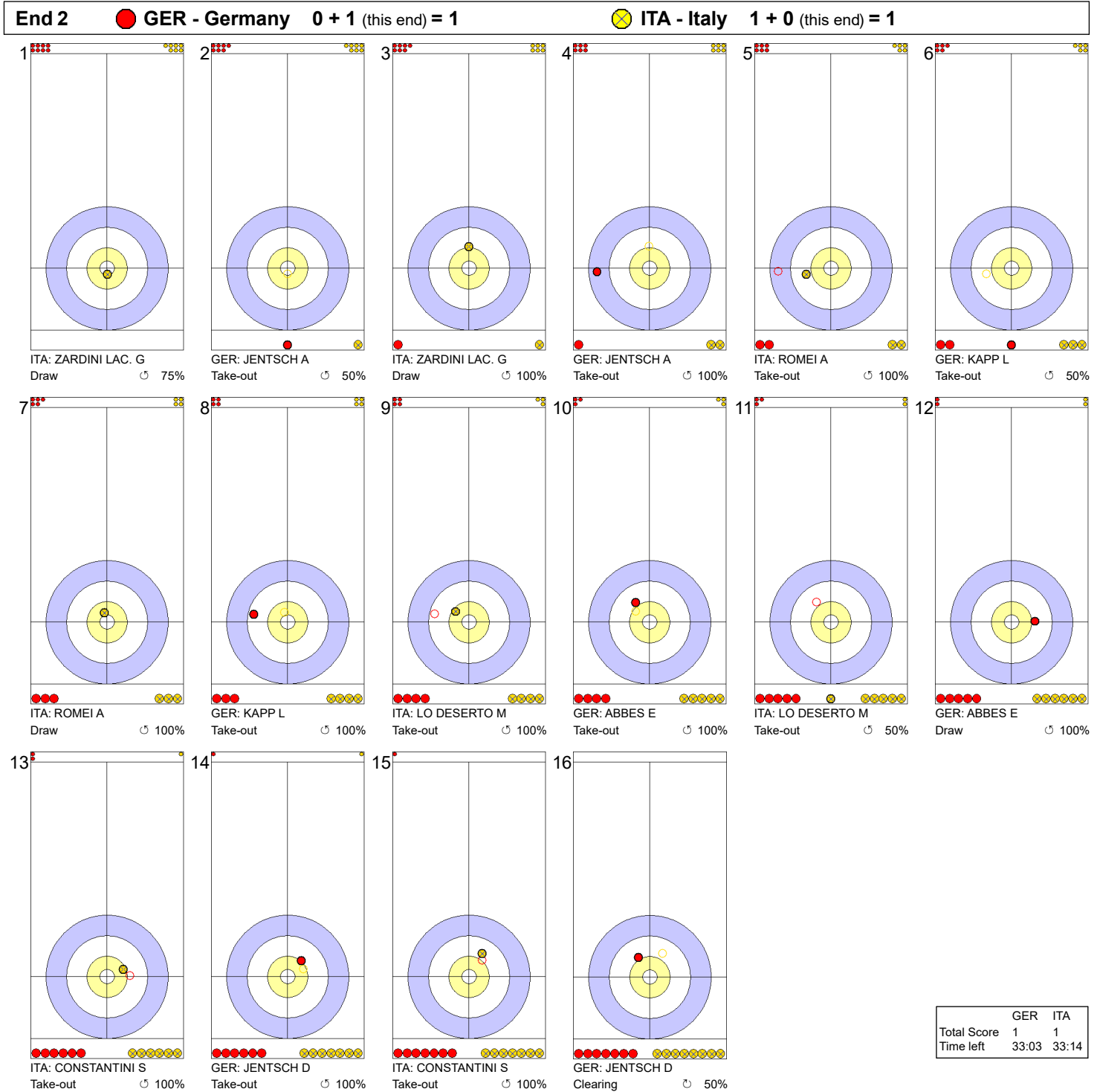
**Legend:**  
 ↻ Clockwise      ↺ Counter-clockwise      - Not considered



**SUN 19 MAR 2023**  
 Start Time 19:00

**Round Robin Session 5 - Sheet C**

**Game - Shot by Shot**




**Legend:**  
 ↻ Clockwise   ↺ Counter-clockwise   - Not considered

**SUN 19 MAR 2023**  
 Start Time 19:00

**Round Robin Session 5 - Sheet C**

**Game - Shot by Shot**

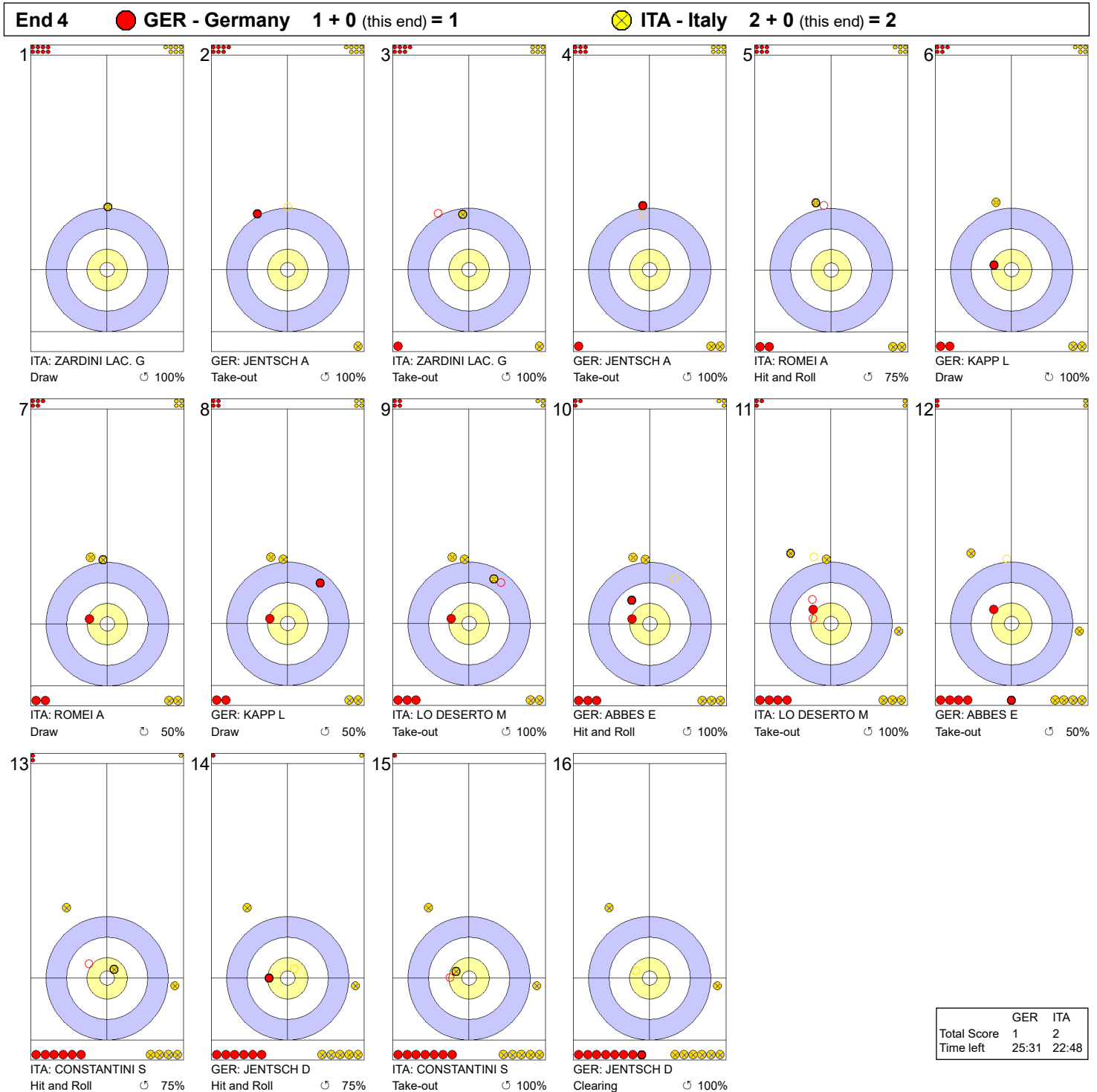


**Legend:**  
 ⤵ Clockwise      ⤴ Counter-clockwise      - Not considered

**SUN 19 MAR 2023**  
 Start Time 19:00

**Round Robin Session 5 - Sheet C**

**Game - Shot by Shot**

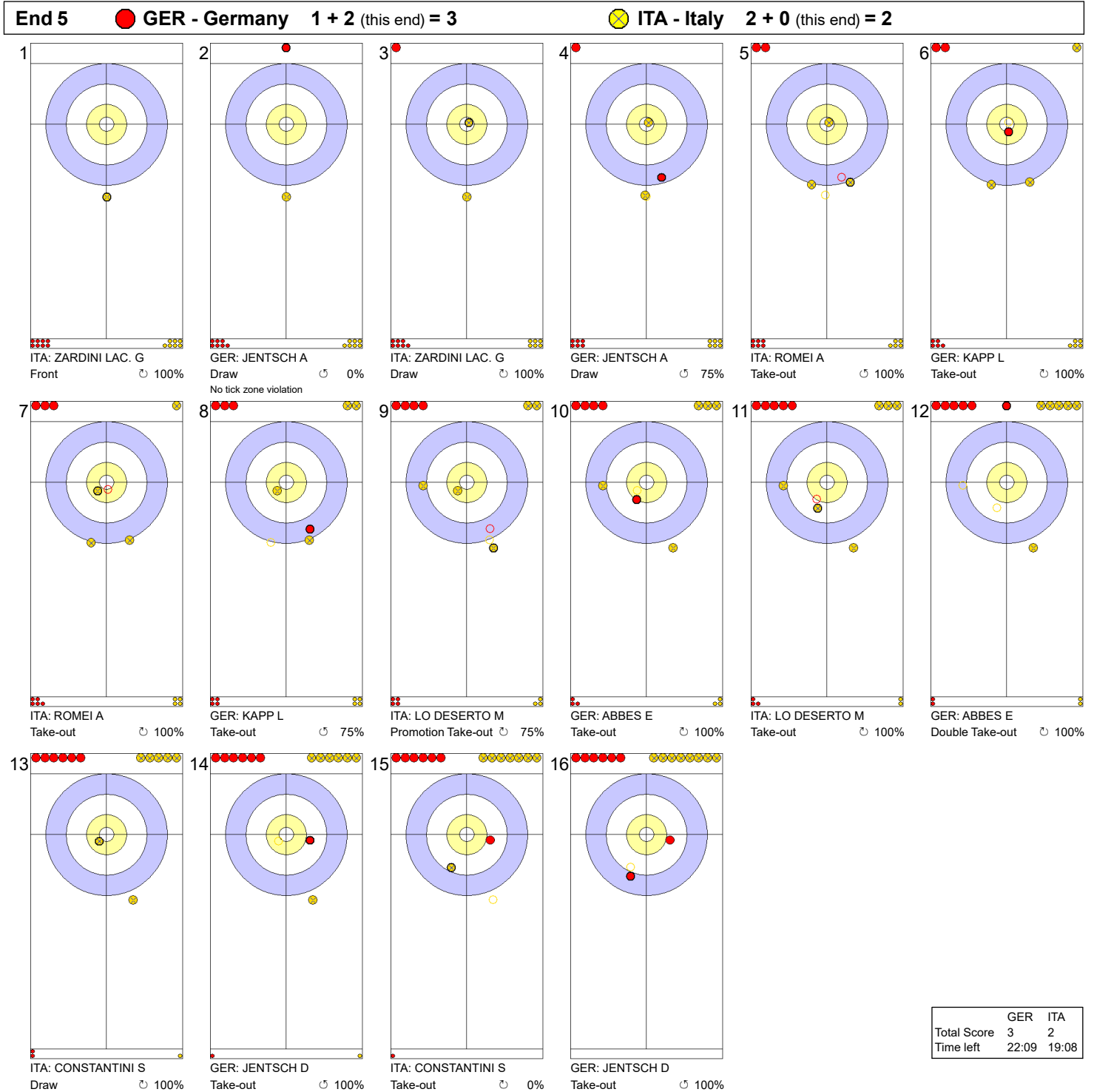


**Legend:**  
 ↻ Clockwise      ↺ Counter-clockwise      - Not considered

SUN 19 MAR 2023  
Start Time 19:00

Round Robin Session 5 - Sheet C

Game - Shot by Shot

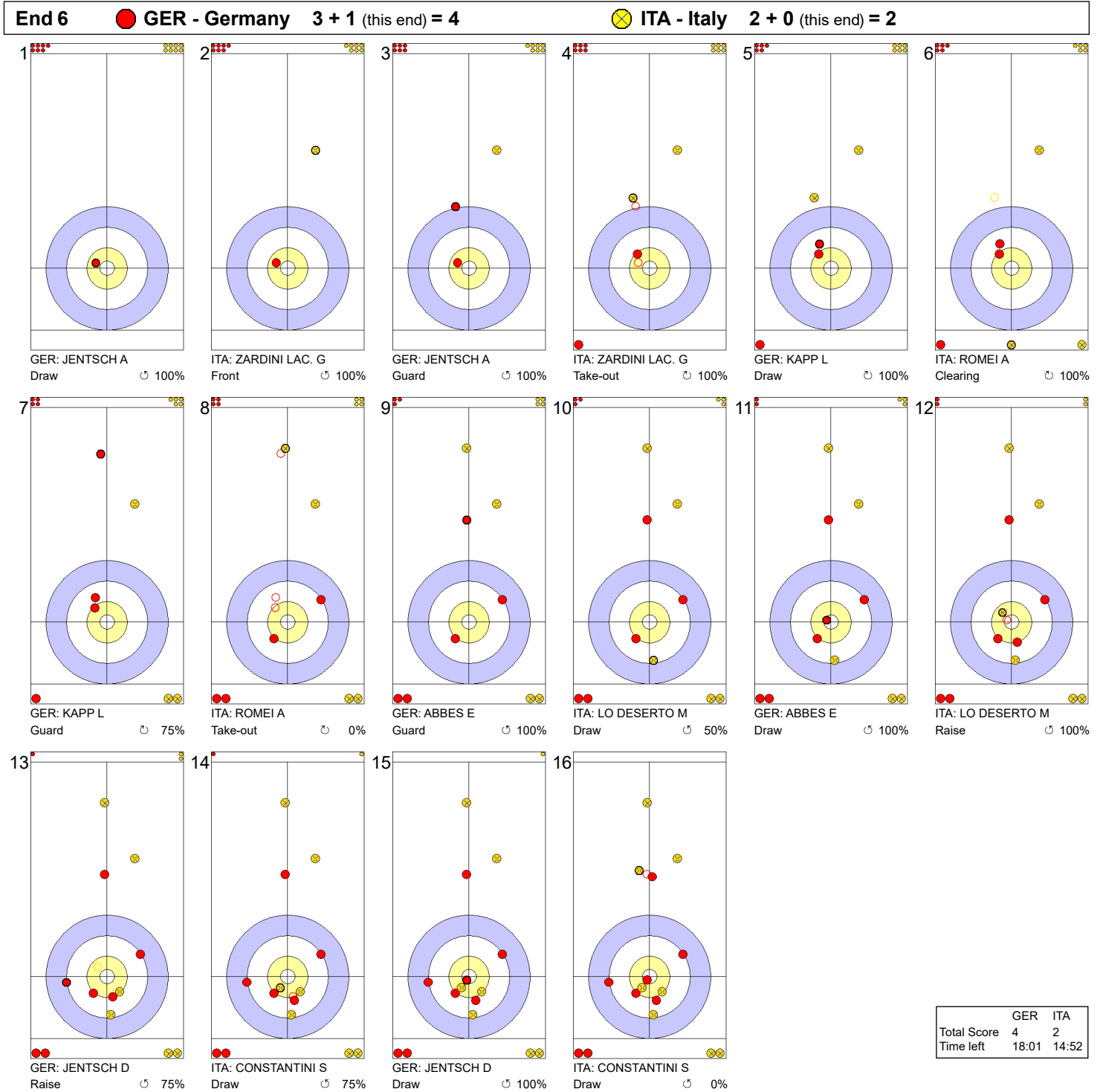


**Legend:**  
 ↻ Clockwise      ↺ Counter-clockwise      - Not considered

**SUN 19 MAR 2023**  
 Start Time 19:00

**Round Robin Session 5 - Sheet C**

**Game - Shot by Shot**

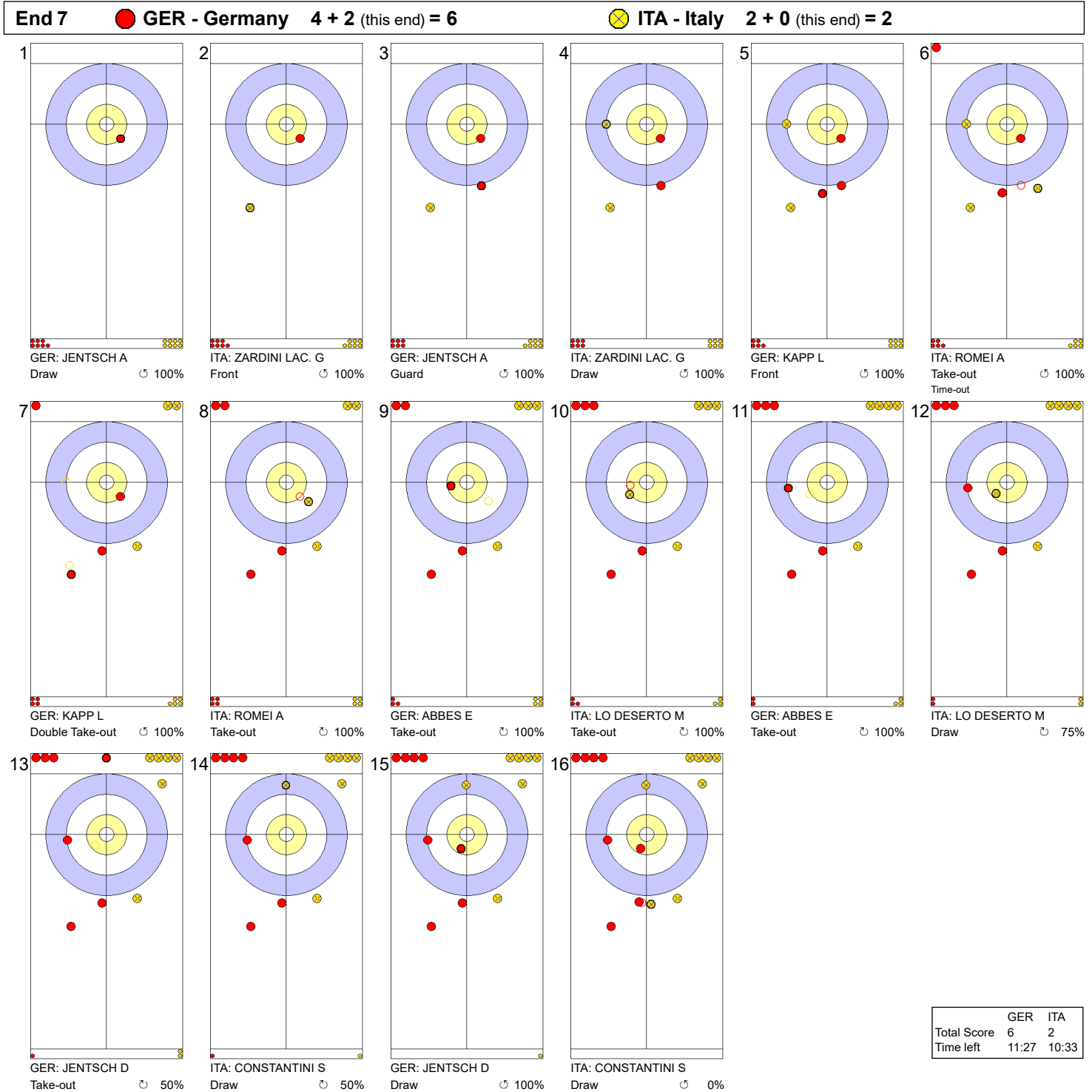


**Legend:**  
 ↻ Clockwise      ↺ Counter-clockwise      - Not considered

SUN 19 MAR 2023  
Start Time 19:00

Round Robin Session 5 - Sheet C

Game - Shot by Shot

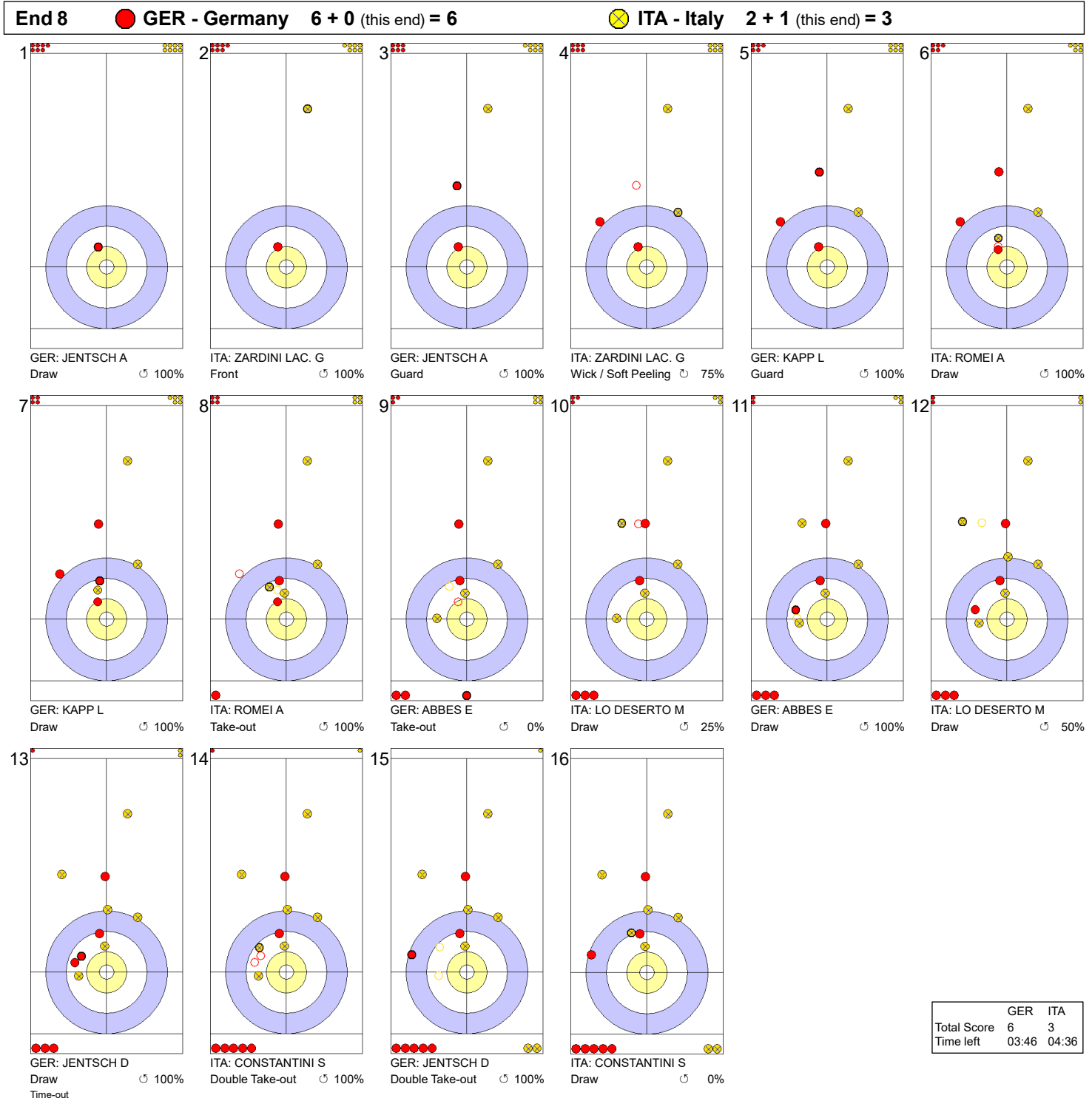


**Legend:**  
 ↻ Clockwise      ↺ Counter-clockwise      - Not considered

SUN 19 MAR 2023  
Start Time 19:00

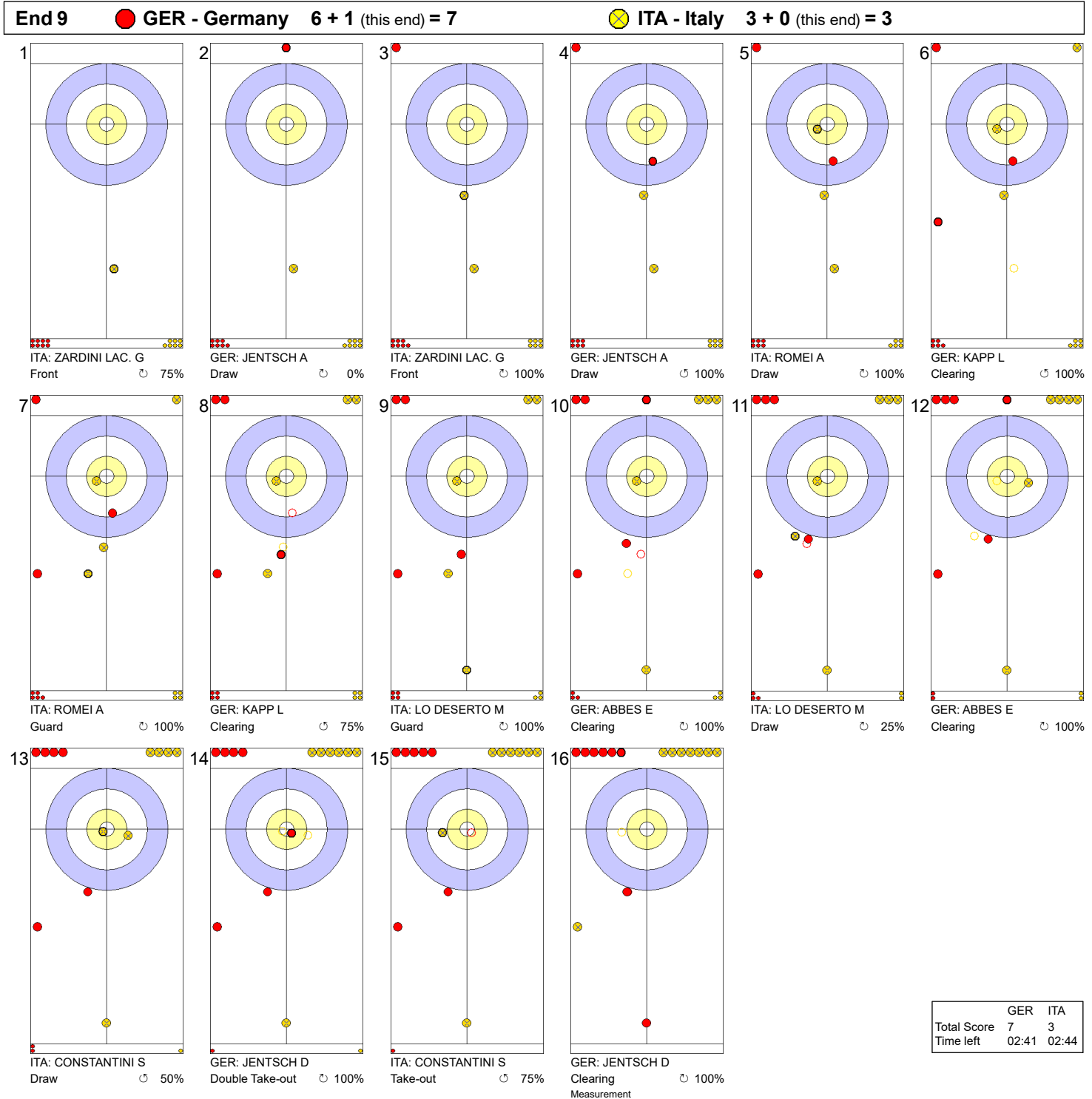
Round Robin Session 5 - Sheet C

**Game - Shot by Shot**



**Legend:**  
 ↻ Clockwise      ↺ Counter-clockwise      - Not considered

**Game - Shot by Shot**



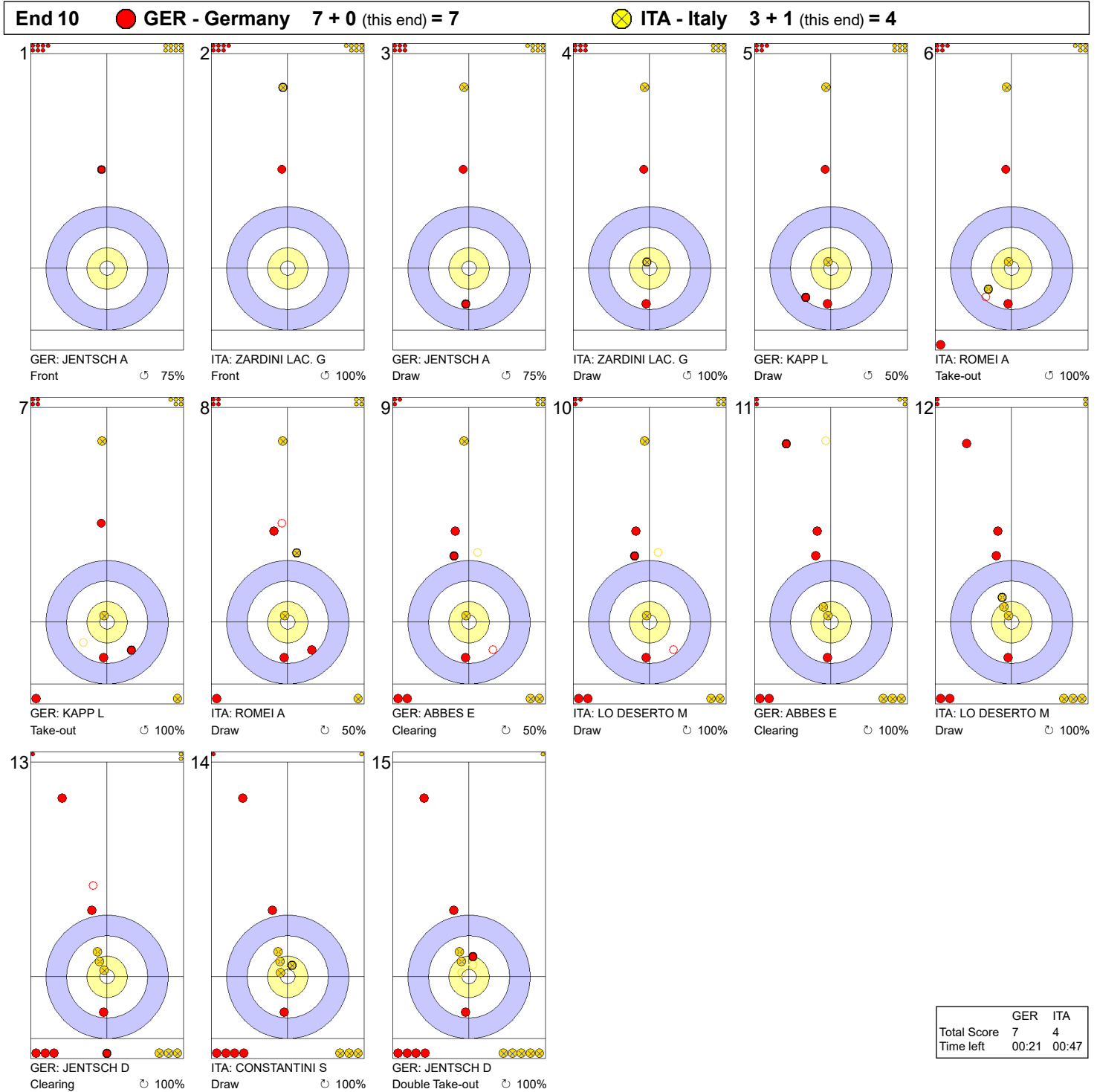
**Legend:**  
 ↻ Clockwise   ↺ Counter-clockwise   - Not considered



SUN 19 MAR 2023  
Start Time 19:00

Round Robin Session 5 - Sheet C

Game - Shot by Shot



SUN 19 MAR 2023  
Start Time 19:00

Round Robin Session 5 - Sheet D

## Game Results

Sheet	Game	Team	LSFE	1	2	3	4	5	6	7	8	9	10	Extra Ends	Total
D	3	TUR - Türkiye		0	0	0	0	0	1	0	1	0	X		2
	4	SUI - Switzerland	*	0	2	0	0	2	0	2	0	1	X		7

TUR - Türkiye		Shot Success	Game	All
4 S	YILDIZ Dilsat	74%		67%
3 V	POLAT Oznur	83%		72%
2	POLAT Mihriban	64%		64%
1	SENGUL Berfin	72%		83%
A	CALIKUSU Ifayet Safak	-		-
Team Total		73%		71%

SUI - Switzerland		Shot Success	Game	All
4 V	PAETZ Alina	99%		87%
3 S	TIRINZONI Silvana	93%		85%
2	HOWALD Carole	82%		77%
1	SCHWALLER-HUERLIMANN Briar	90%		90%
A	-	-		-
Team Total		91%		85%

Last Stone Draw		Distance
⌚	YILDIZ Dilsat	18.9cm
⌚	POLAT Oznur	38.4cm
<b>Total</b>		<b>57.3cm</b>

Time remaining: 7 minutes 42 seconds

Last Stone Draw		Distance
⌚	HOWALD Carole	10.2cm
⌚	SCHWALLER-HUERLIMANN Briar	12.0cm
<b>Total</b>		<b>22.2cm</b>

Time remaining: 7 minutes 37 seconds

## Shot Success Analysis

TUR - Türkiye		⌚	⌚	Game
4	YILDIZ Dilsat	Draws	4 38%	0 - 4 38%
		Take-outs	10 90%	4 69% 14 84%
		Total	14 75%	4 69% 18 74%
3	POLAT Oznur	Draws	3 67%	1 100% 4 75%
		Take-outs	11 86%	3 83% 14 86%
		Total	14 82%	4 88% 18 83%
2	POLAT Mihriban	Draws	1 50%	3 58% 4 56%
		Take-outs	6 71%	8 63% 14 66%
		Total	7 68%	11 61% 18 64%
1	SENGUL Berfin	Draws	10 70%	7 86% 17 76%
		Take-outs	0 - 1 0%	1 0%
		Total	10 70%	8 75% 18 72%
A	CALIKUSU Ifayet Safak	Draws	0 - 0 - 0 -	0 -
		Take-outs	0 - 0 - 0 -	0 -
		Total	0 - 0 - 0 -	0 -
Team		Draws	18 61%	11 80% 29 68%
		Take-outs	27 84%	16 64% 43 77%
		Total	45 75%	27 70% 72 73%

SUI - Switzerland		⌚	⌚	Game
4	PAETZ Alina	Draws	4 94%	1 100% 5 95%
		Take-outs	7 100%	6 100% 13 100%
		Total	11 98%	7 100% 18 99%
3	TIRINZONI Silvana	Draws	1 100%	1 0% 2 50%
		Take-outs	8 100%	8 97% 16 98%
		Total	9 100%	9 86% 18 93%
2	HOWALD Carole	Draws	4 88%	1 75% 5 85%
		Take-outs	8 75%	5 90% 13 81%
		Total	12 79%	6 88% 18 82%
1	SCHWALLER B	Draws	3 100%	11 93% 14 95%
		Take-outs	3 67%	1 100% 4 75%
		Total	6 83%	12 94% 18 90%
A	-	Draws	0 - 0 - 0 -	0 -
		Take-outs	0 - 0 - 0 -	0 -
		Total	0 - 0 - 0 -	0 -
Team		Draws	12 94%	14 86% 26 89%
		Take-outs	26 88%	20 96% 46 92%
		Total	38 90%	34 92% 72 91%


**Note:**  
Position and function for each team member:  
4 = Fourth, 3 = Third, 2 = Second, 1 = Lead, A = Alternate, S = Skip, V = Vice-Skip

**Legend:**  
⌚ Clockwise ⌚ Counter-clockwise LSFE(\*) Last Stone First End  
X Unplayed/unfinished end due to concession

**SUN 19 MAR 2023**  
**Start Time 19:00**

**Round Robin Session 5 - Sheet D**

**Game - Shot by Shot**

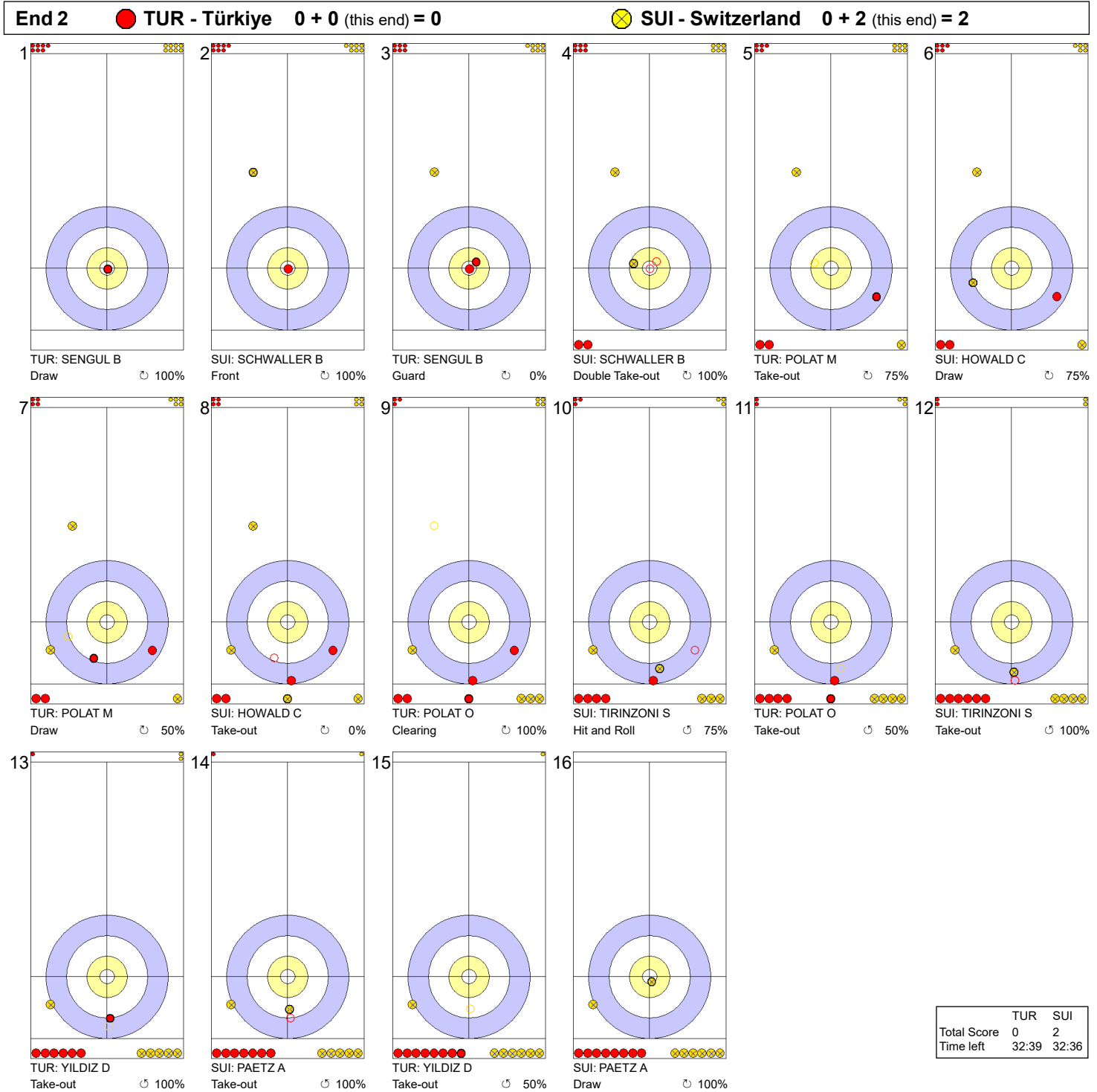


**Legend:**  
 ↻ Clockwise      ↺ Counter-clockwise      - Not considered

SUN 19 MAR 2023  
Start Time 19:00

Round Robin Session 5 - Sheet D

Game - Shot by Shot




**Legend:**  
 ↻ Clockwise      ↺ Counter-clockwise      - Not considered

SUN 19 MAR 2023  
Start Time 19:00

Round Robin Session 5 - Sheet D

Game - Shot by Shot

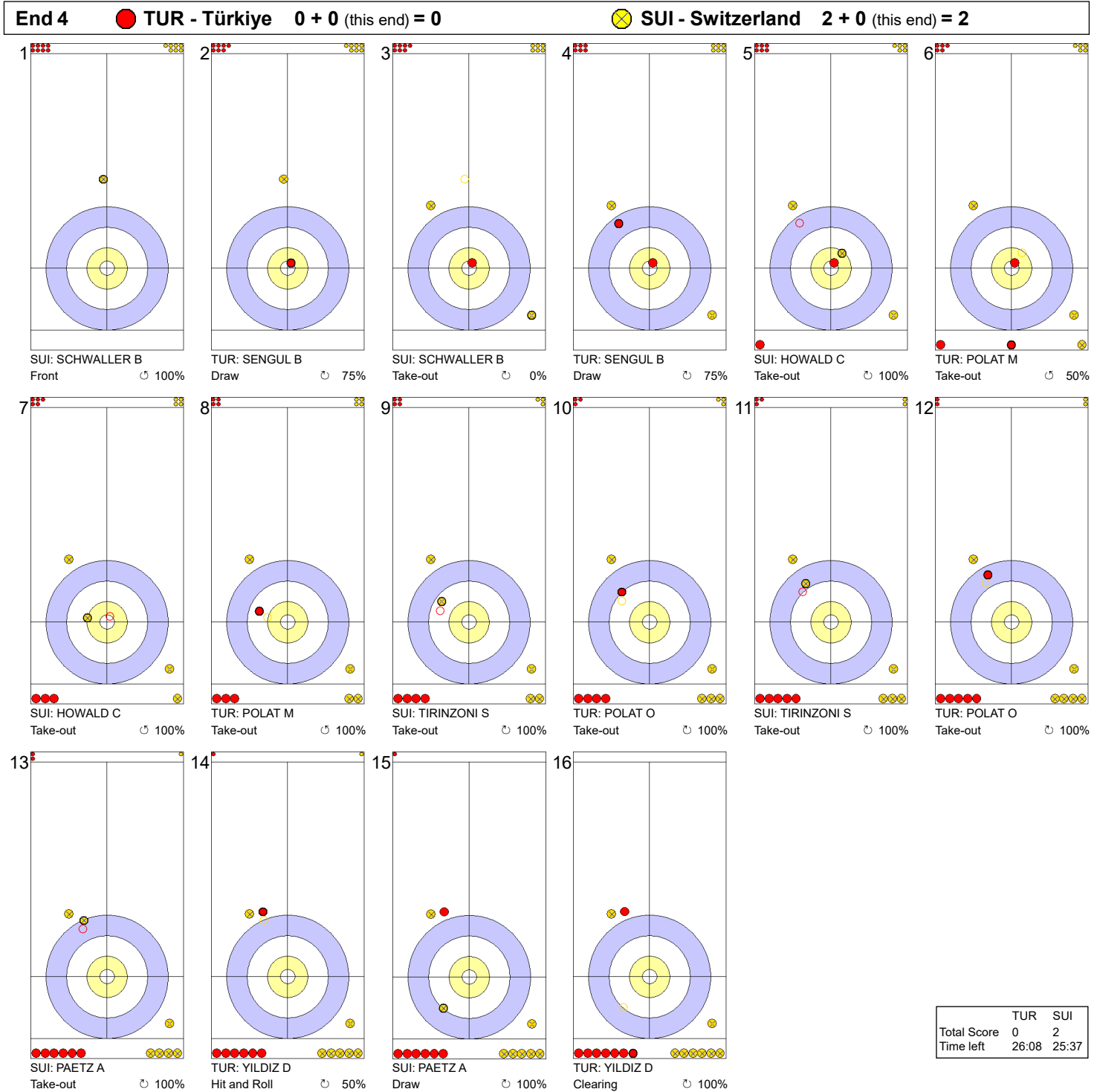


**Legend:**  
 ↻ Clockwise      ↺ Counter-clockwise      - Not considered

SUN 19 MAR 2023  
Start Time 19:00

Round Robin Session 5 - Sheet D

Game - Shot by Shot

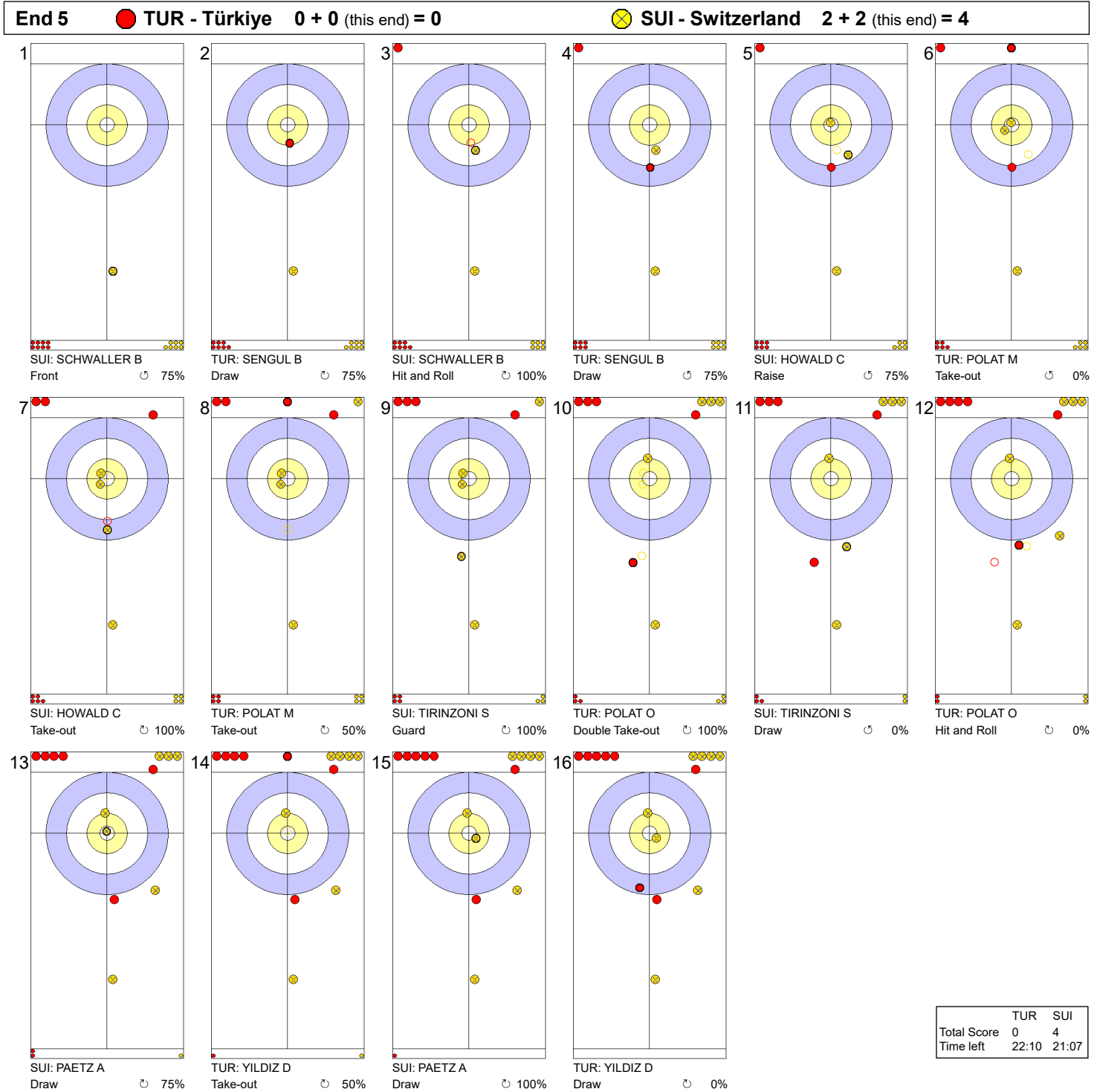


**Legend:**  
 ↻ Clockwise      ↺ Counter-clockwise      - Not considered

SUN 19 MAR 2023  
Start Time 19:00

Round Robin Session 5 - Sheet D

Game - Shot by Shot

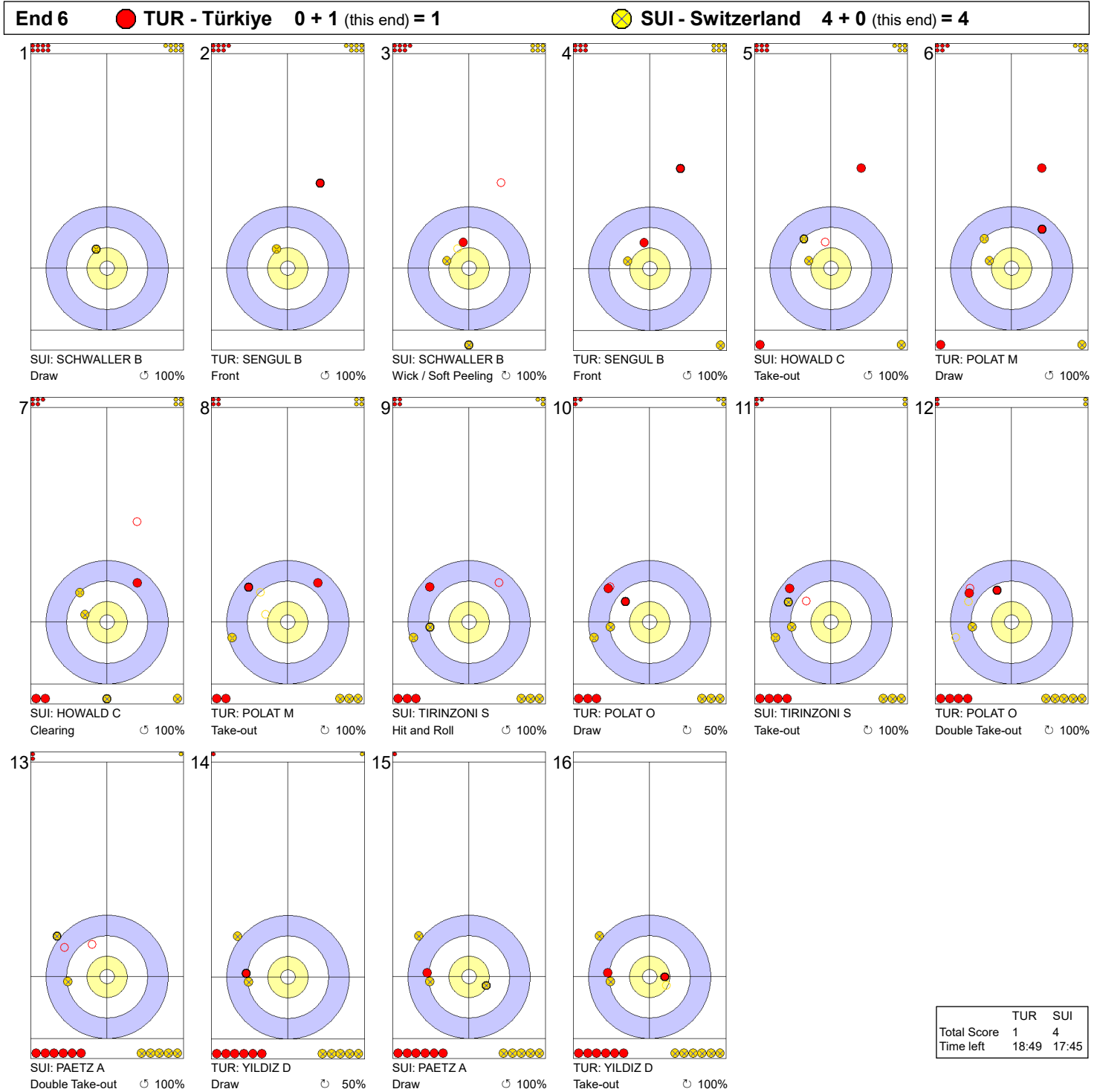


**Legend:**  
 ↻ Clockwise      ↺ Counter-clockwise      - Not considered

SUN 19 MAR 2023  
Start Time 19:00

Round Robin Session 5 - Sheet D

Game - Shot by Shot




**Legend:**  
 ↻ Clockwise      ↺ Counter-clockwise      - Not considered



**SUN 19 MAR 2023**  
 Start Time 19:00

**Round Robin Session 5 - Sheet D**

**Game - Shot by Shot**

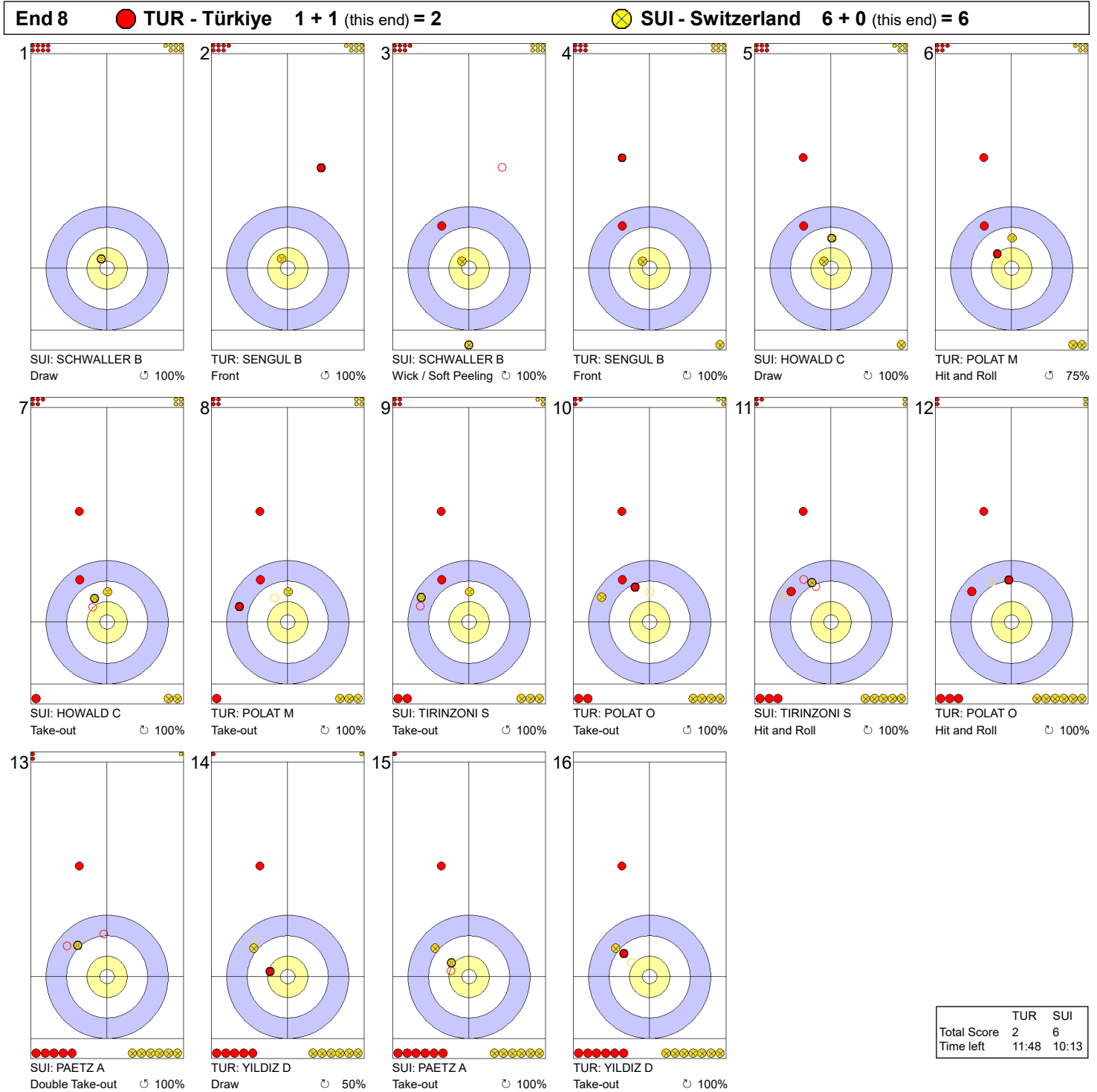


**Legend:**  
 ↻ Clockwise      ↺ Counter-clockwise      - Not considered

SUN 19 MAR 2023  
Start Time 19:00

Round Robin Session 5 - Sheet D

Game - Shot by Shot

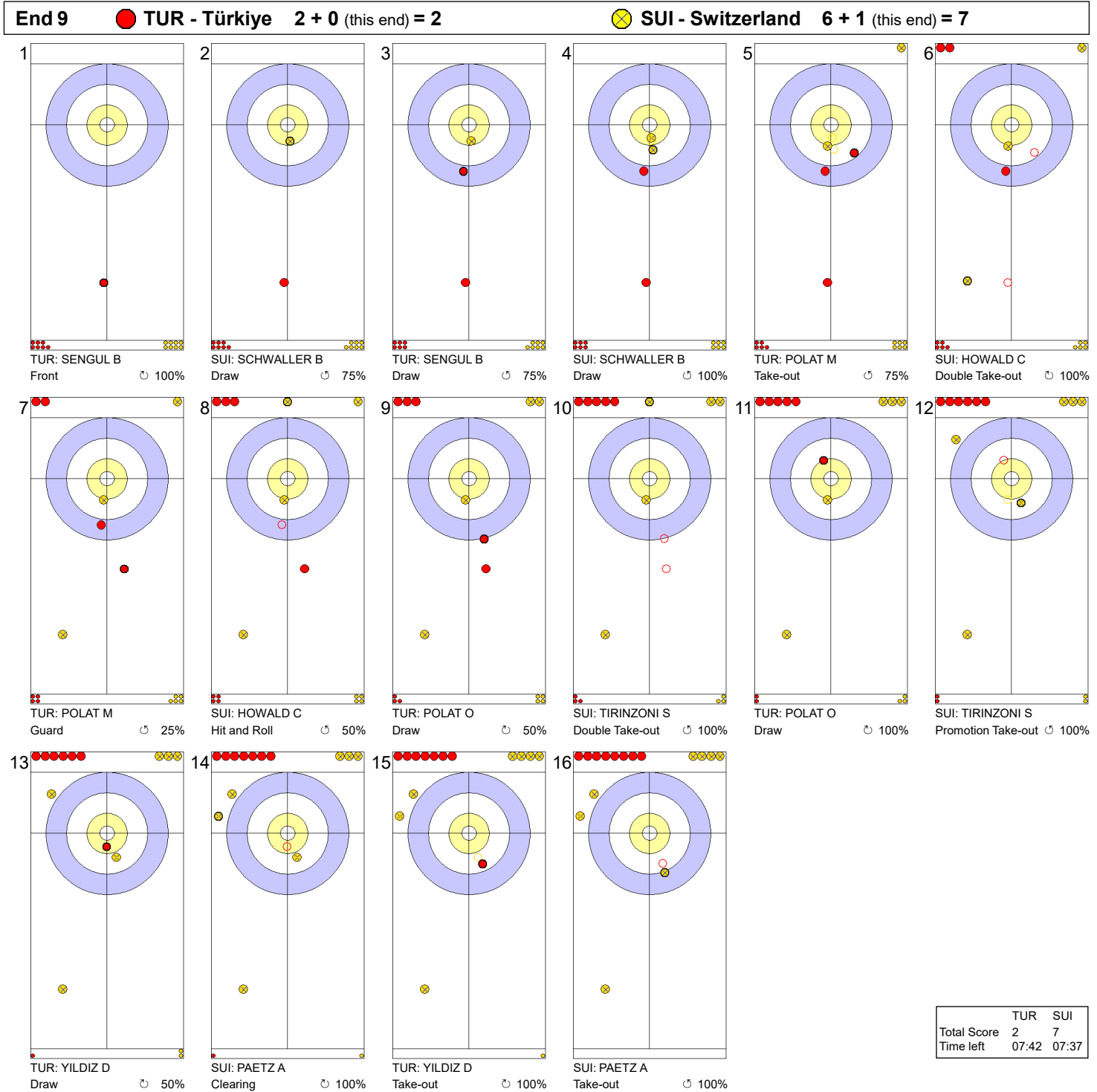


**Legend:**  
 ↻ Clockwise      ↺ Counter-clockwise      - Not considered

SUN 19 MAR 2023  
Start Time 19:00

Round Robin Session 5 - Sheet D

Game - Shot by Shot



**Legend:**  
 ↻ Clockwise      ↺ Counter-clockwise      - Not considered

## Session Results and Standings

Sheet	Game	Team	LSFE	1	2	3	4	5	6	7	8	9	10	Extra Ends	Total
A	3	DEN - Denmark		0	0	0	0	2	0	0	1	0	0		3
	3	KOR - Korea	*	0	1	1	0	0	2	0	0	1	1		6
B	3	SWE - Sweden		0	1	0	1	0	1	X	X	X	X		3
	3	SUI - Switzerland	*	2	0	4	0	3	0	X	X	X	X		9
C	2	NOR - Norway	*	0	0	0	2	0	0	3	0	1	1		7
	3	USA - United States		0	0	0	0	1	1	0	3	0	0		5
D	3	NZL - New Zealand		0	1	0	0	0	1	0	X	X	X		2
	2	GER - Germany	*	3	0	2	1	1	0	1	X	X	X		8

## Current Standings

Rank	Team	Games	Wins	Losses
1	SUI - Switzerland	3	3	0
2	ITA - Italy	2	2	0
2	NOR - Norway	2	2	0
4	DEN - Denmark	3	2	1
5	CAN - Canada	2	1	1
5	GER - Germany	2	1	1
5	SCO - Scotland	2	1	1
5	TUR - Türkiye	2	1	1
9	KOR - Korea	3	1	2
9	SWE - Sweden	3	1	2
9	USA - United States	3	1	2
12	JPN - Japan	2	0	2
13	NZL - New Zealand	3	0	3

**Note:**  
Under WCF rules, tie-breaking rules for standings are not applied until after the last game of the round robin.

**Legend:**  
LSFE(\*) Last Stone First End      X      Unplayed/unfinished end due to concession

SUN 19 MAR 2023  
Start Time 14:00

Round Robin Session 4 - Sheet A

## Game Results

Sheet	Game	Team	LSFE	1	2	3	4	5	6	7	8	9	10	Extra Ends	Total
A	3	DEN - Denmark		0	0	0	0	2	0	0	1	0	0		3
	3	KOR - Korea	*	0	1	1	0	0	2	0	0	1	1		6

DEN - Denmark		Shot Success	Game	All
4 S	DUPONT Madeleine	75%	76%	
3 V	HALSE Mathilde	71%	67%	
2	DUPONT Denise	74%	73%	
1	LARSEN My	86%	86%	
A	LANDER Jasmin	-	-	
Team Total		77%	75%	

KOR - Korea		Shot Success	Game	All
4 S	HA Seungyoun	79%	72%	
3 V	KIM Hyerin	89%	85%	
2	YANG Taei	84%	78%	
1	KIM Sujin	91%	91%	
A	-	-	-	
Team Total		86%	81%	

Last Stone Draw		Distance
☺	HALSE Mathilde	113.7cm
☹	DUPONT Denise	171.0cm
<b>Total</b>		<b>284.7cm</b>

Last Stone Draw		Distance
☺	KIM Hyerin	34.6cm
☹	HA Seungyoun	43.2cm
<b>Total</b>		<b>77.8cm</b>

Time remaining: 1 minute 25 seconds

Time-out: End 8 - DEN stone 7

Time remaining: 0 minutes 4 seconds

Time-out: End 8 - KOR stone 5

## Shot Success Analysis

DEN - Denmark		☺	☹	Game
4	DUPONT Madeleine	Draws 3 100%	6 75%	9 83%
		Take-outs 6 88%	4 38%	10 68%
		Total 9 92%	10 60%	19 75%
3	HALSE Mathilde	Draws 5 80%	5 90%	10 85%
		Take-outs 7 57%	3 58%	10 58%
		Total 12 67%	8 78%	20 71%
2	DUPONT Denise	Draws 5 80%	4 88%	9 83%
		Take-outs 5 70%	6 63%	11 66%
		Total 10 75%	10 73%	20 74%
1	LARSEN My	Draws 14 93%	5 75%	19 88%
		Take-outs 1 50%	0 -	1 50%
		Total 15 90%	5 75%	20 86%
A	LANDER Jasmin	Draws 0 -	0 -	0 -
		Take-outs 0 -	0 -	0 -
		Total 0 -	0 -	0 -
Team		Draws 27 89%	20 81%	47 86%
		Take-outs 19 70%	13 54%	32 63%
		Total 46 81%	33 70%	79 77%

KOR - Korea		☺	☹	Game
4	HA Seungyoun	Draws 6 75%	4 94%	10 83%
		Take-outs 5 80%	4 69%	9 75%
		Total 11 77%	8 81%	19 79%
3	KIM Hyerin	Draws 6 79%	4 94%	10 85%
		Take-outs 5 100%	5 85%	10 93%
		Total 11 89%	9 89%	20 89%
2	YANG Taei	Draws 6 88%	3 92%	9 89%
		Take-outs 6 88%	5 70%	11 80%
		Total 12 88%	8 78%	20 84%
1	KIM Sujin	Draws 17 93%	0 -	17 93%
		Take-outs 2 100%	1 50%	3 83%
		Total 19 93%	1 50%	20 91%
A	-	Draws 0 -	0 -	0 -
		Take-outs 0 -	0 -	0 -
		Total 0 -	0 -	0 -
Team		Draws 35 86%	11 93%	46 88%
		Take-outs 18 90%	15 73%	33 83%
		Total 53 88%	26 82%	79 86%

**Note:**  
Position and function for each team member:  
4 = Fourth, 3 = Third, 2 = Second, 1 = Lead, A = Alternate, S = Skip, V = Vice-Skip

**Legend:**  
☺ Clockwise      ☹ Counter-clockwise      LSFE(\*) Last Stone First End






**SUN 19 MAR 2023**  
 Start Time 14:00

**Round Robin Session 4 - Sheet A**

**Game - Shot by Shot**



**Legend:**  
 ↻ Clockwise      ↺ Counter-clockwise      - Not considered



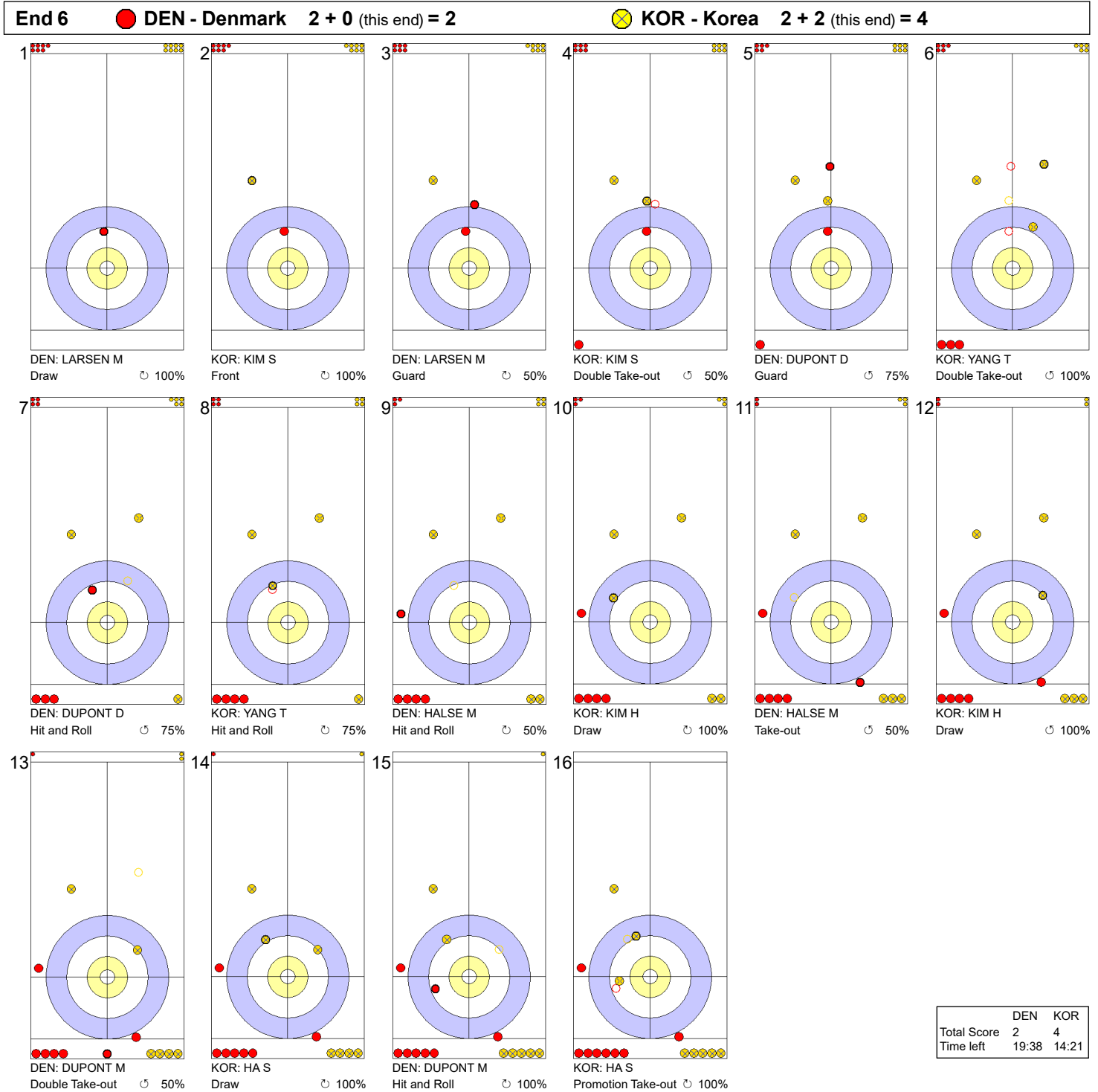




**SUN 19 MAR 2023**  
 Start Time 14:00

**Round Robin Session 4 - Sheet A**

**Game - Shot by Shot**



**Legend:**  
 ↻ Clockwise                      ↺ Counter-clockwise                      - Not considered








**SUN 19 MAR 2023**  
 Start Time 14:00

**Round Robin Session 4 - Sheet A**

**Game - Shot by Shot**



**Legend:**  
 ⌚ Clockwise      ⌚ Counter-clockwise      - Not considered

SUN 19 MAR 2023  
Start Time 14:00

Round Robin Session 4 - Sheet B

## Game Results

Sheet	Game	Team	LSFE	1	2	3	4	5	6	7	8	9	10	Extra Ends	Total
B	3	SWE - Sweden		0	1	0	1	0	1	X	X	X	X		3
	3	SUI - Switzerland	*	2	0	4	0	3	0	X	X	X	X		9

SWE - Sweden		Shot Success	Game	All
4 S	HASSELBORG Anna	58%		73%
3 V	McMANUS Sara	59%		77%
2	KNOCHENHAUER Agnes	73%		78%
1	MABERGS Sofia	88%		82%
A	HELDIN Johanna	-		-
Team Total		70%		78%

SUI - Switzerland		Shot Success	Game	All
4 V	PAETZ Alina	90%		82%
3 S	TIRINZONI Silvana	90%		82%
2	HOWALD Carole	89%		76%
1	SCHWALLER-HUERLIMANN Briar	100%		90%
A	-	-		-
Team Total		92%		82%

Last Stone Draw		Distance
⌚	KNOCHENHAUER Agnes	79.1cm
⌚	McMANUS Sara	10.7cm
<b>Total</b>		<b>89.8cm</b>

Last Stone Draw		Distance
⌚	HOWALD Carole	4.3cm
⌚	SCHWALLER-HUERLIMANN Briar	58.1cm
<b>Total</b>		<b>62.4cm</b>

Time remaining: 13 minutes 57 seconds

Time remaining: 15 minutes 16 seconds

Time-out: End 4 - SWE stone 7

## Shot Success Analysis

SWE - Sweden		⌚	⌚	Game
4	HASSELBORG Anna	Draws 2 75%	5 50%	7 57%
		Take-outs 3 75%	2 38%	5 60%
		Total 5 75%	7 46%	12 58%
3	McMANUS Sara	Draws 1 0%	8 56%	9 50%
		Take-outs 0 -	2 100%	2 100%
		Total 1 0%	10 65%	11 59%
2	KNOCHENHAUER Agnes	Draws 4 88%	4 56%	8 72%
		Take-outs 1 100%	3 67%	4 75%
		Total 5 90%	7 61%	12 73%
1	MABERGS Sofia	Draws 4 81%	7 89%	11 86%
		Take-outs 0 -	1 100%	1 100%
		Total 4 81%	8 91%	12 88%
A	HELDIN Johanna	Draws 0 -	0 -	0 -
		Take-outs 0 -	0 -	0 -
		Total 0 -	0 -	0 -
Team		Draws 11 75%	24 65%	35 68%
		Take-outs 4 81%	8 72%	12 75%
		Total 15 77%	32 66%	47 70%

SUI - Switzerland		⌚	⌚	Game
4	PAETZ Alina	Draws 5 75%	2 100%	7 82%
		Take-outs 2 100%	3 100%	5 100%
		Total 7 82%	5 100%	12 90%
3	TIRINZONI Silvana	Draws 1 100%	2 88%	3 92%
		Take-outs 2 100%	7 86%	9 89%
		Total 3 100%	9 86%	12 90%
2	HOWALD Carole	Draws 3 75%	1 100%	4 81%
		Take-outs 4 88%	3 100%	7 93%
		Total 7 82%	4 100%	11 89%
1	SCHWALLER B	Draws 3 100%	6 100%	9 100%
		Take-outs 1 100%	2 100%	3 100%
		Total 4 100%	8 100%	12 100%
A -		Draws 0 -	0 -	0 -
		Take-outs 0 -	0 -	0 -
		Total 0 -	0 -	0 -
Team		Draws 12 83%	11 98%	23 90%
		Take-outs 9 94%	15 93%	24 94%
		Total 21 88%	26 95%	47 92%

**Note:**  
Position and function for each team member:  
4 = Fourth, 3 = Third, 2 = Second, 1 = Lead, A = Alternate, S = Skip, V = Vice-Skip

**Legend:**  
⌚ Clockwise      ⌚ Counter-clockwise      LSFE(\*) Last Stone First End  
X Unplayed/unfinished end due to concession

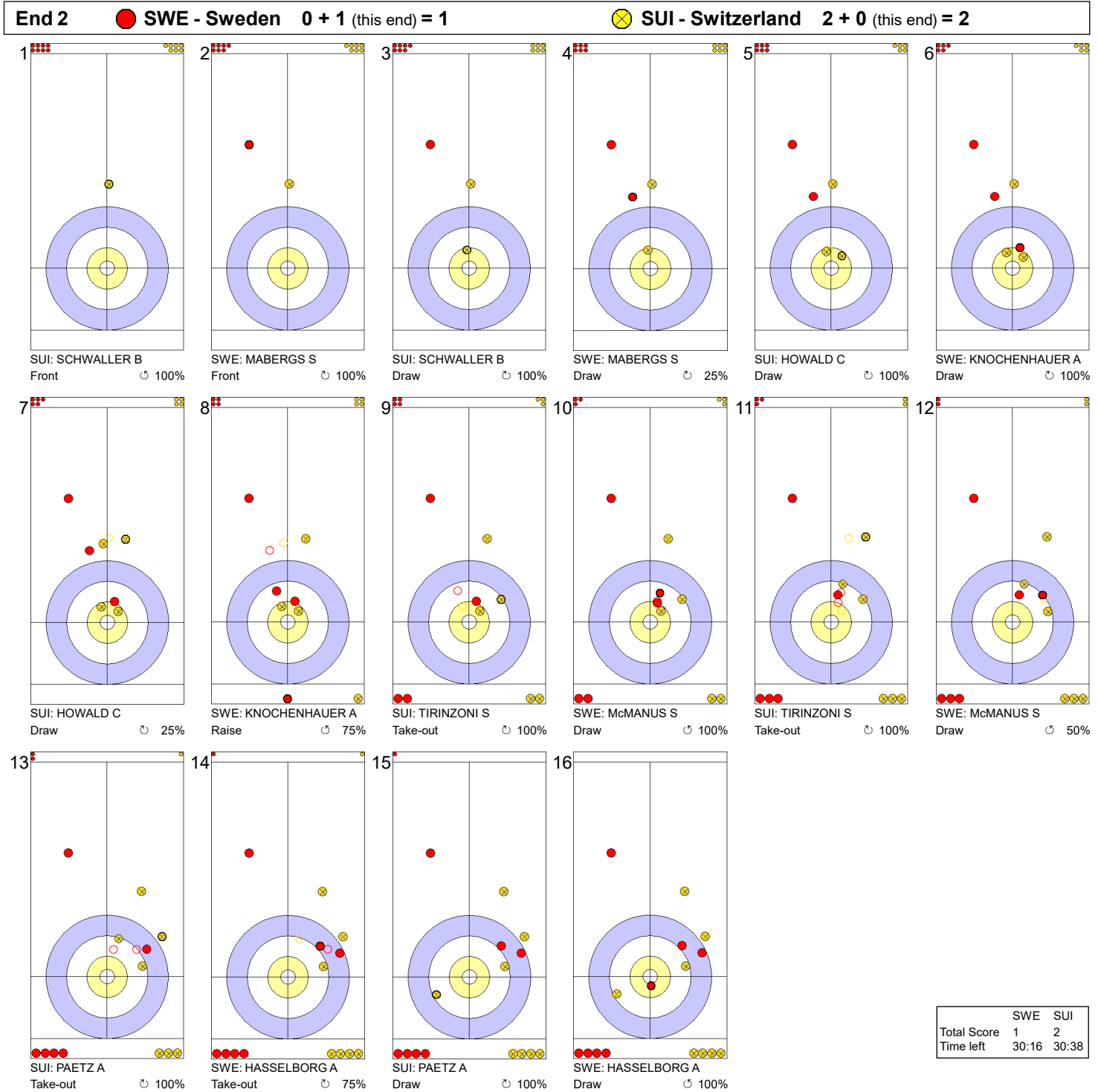




SUN 19 MAR 2023  
Start Time 14:00

Round Robin Session 4 - Sheet B

Game - Shot by Shot



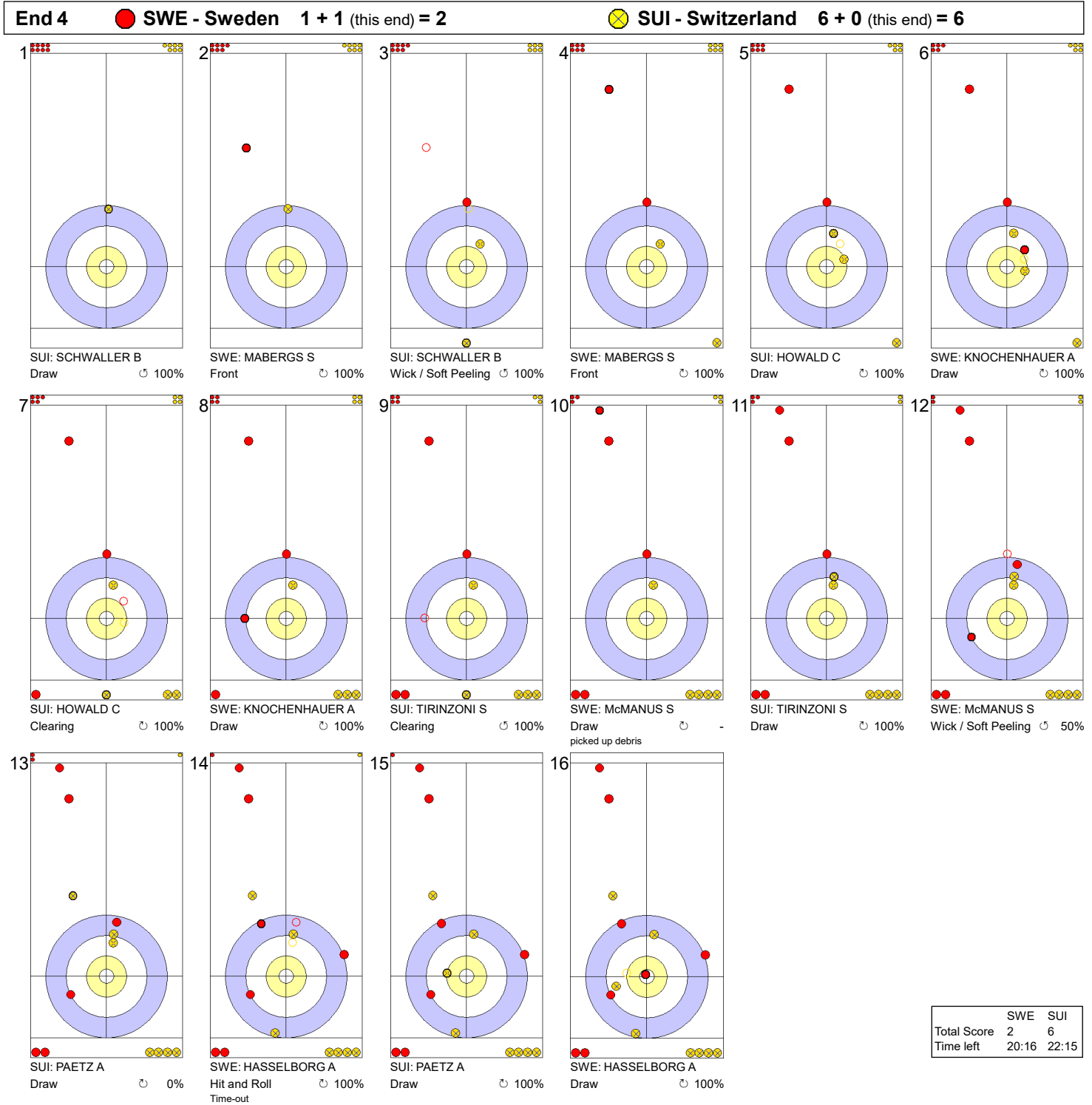
**Legend:**  
 ↻ Clockwise      ↺ Counter-clockwise      - Not considered



SUN 19 MAR 2023  
Start Time 14:00

Round Robin Session 4 - Sheet B

**Game - Shot by Shot**

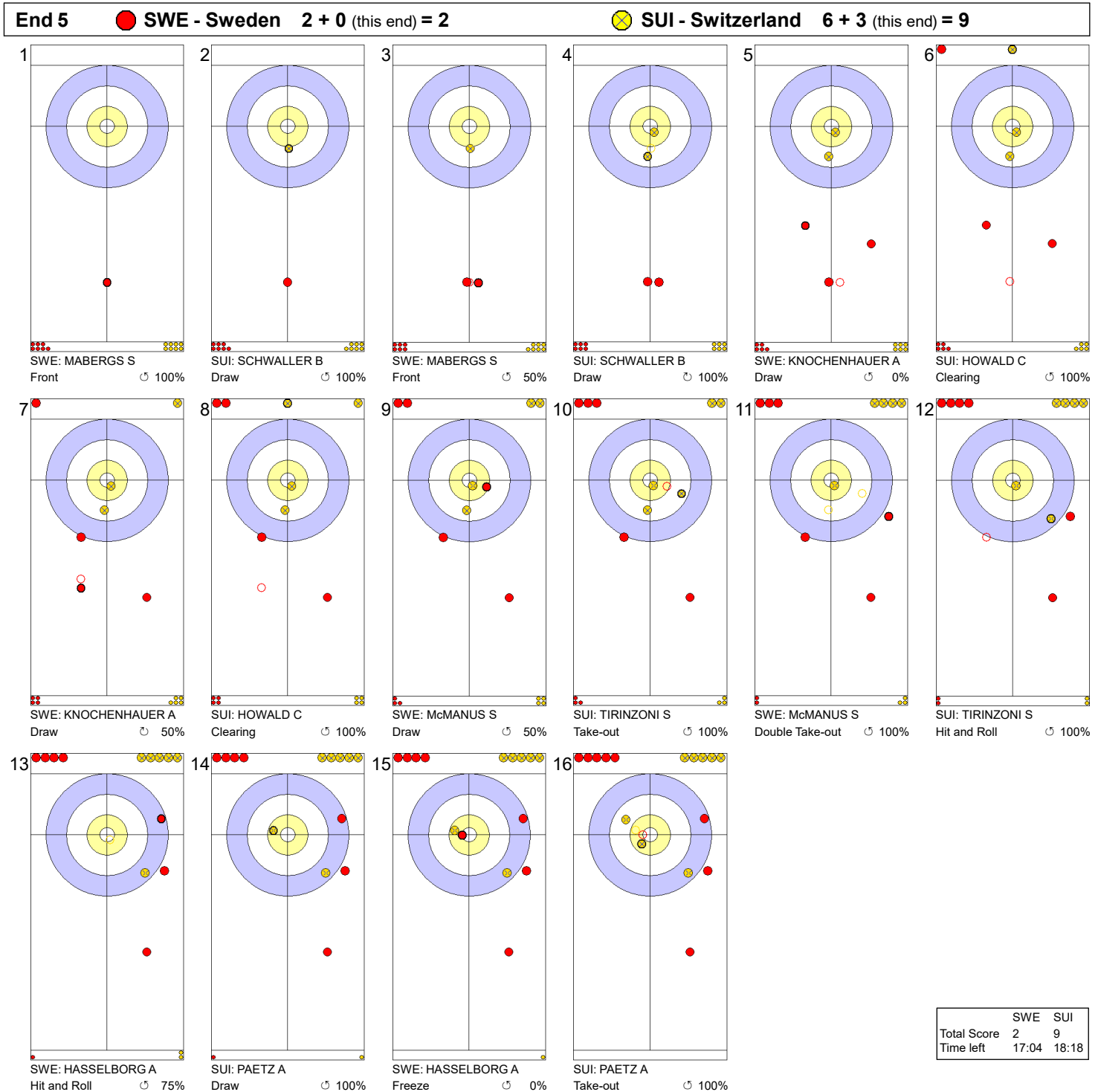


**Legend:**  
 ↻ Clockwise      ↺ Counter-clockwise      - Not considered

**SUN 19 MAR 2023**  
 Start Time 14:00

**Round Robin Session 4 - Sheet B**

**Game - Shot by Shot**

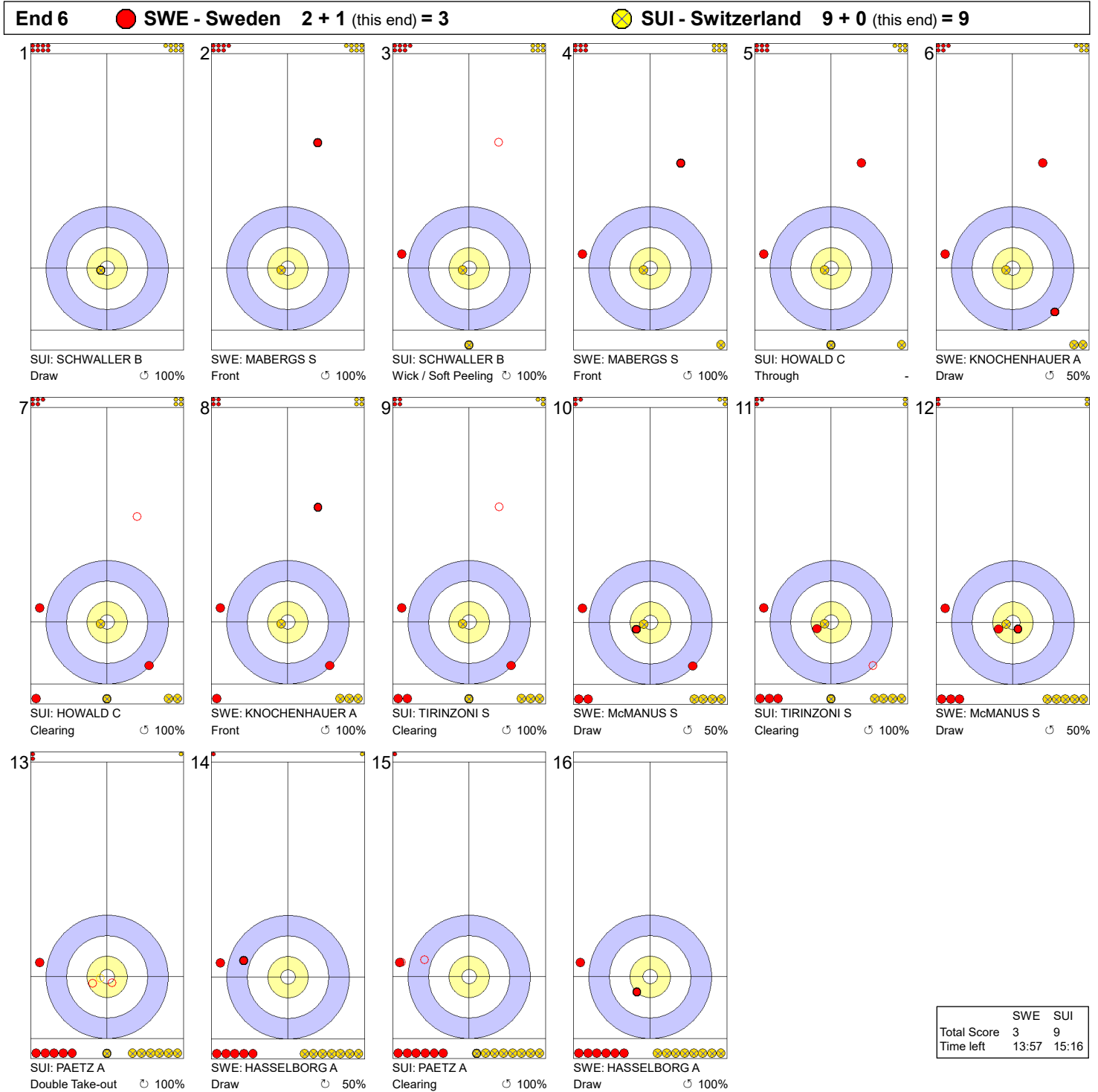


**Legend:**  
 ↻ Clockwise      ↺ Counter-clockwise      - Not considered

SUN 19 MAR 2023  
Start Time 14:00

Round Robin Session 4 - Sheet B

Game - Shot by Shot



**Legend:**  
 ↻ Clockwise      ↺ Counter-clockwise      - Not considered

SUN 19 MAR 2023  
Start Time 14:00

Round Robin Session 4 - Sheet C

## Game Results

Sheet	Game	Team	LSFE	1	2	3	4	5	6	7	8	9	10	Extra Ends	Total
C	2	NOR - Norway	*	0	0	0	2	0	0	3	0	1	1		7
	3	USA - United States		0	0	0	0	1	1	0	3	0	0		5

NOR - Norway		Shot Success	Game	All
4 V	SKASLIEN Kristin	71%		74%
3 S	ROERVIK Marianne	89%		81%
2	HASLEV NORDBYE Mille	90%		88%
1	ROENNING Martine	88%		89%
A	RAMSFJELL Maia	-		-
Team Total		84%		83%

USA - United States		Shot Success	Game	All
4 S	PETERSON Tabitha	79%		76%
3 V	THIESSE Cory	94%		79%
2	HAMILTON Becca	80%		73%
1	PETERSON Tara	89%		85%
A	PERSINGER Vicky	-		-
Team Total		85%		78%

Last Stone Draw		Distance
⌚	HASLEV NORDBYE Mille	13.8cm
⌚	ROERVIK Marianne	11.4cm
<b>Total</b>		<b>25.2cm</b>

Last Stone Draw		Distance
⌚	HAMILTON Becca	141.6cm
⌚	PETERSON Tabitha	40.0cm
<b>Total</b>		<b>181.6cm</b>

Time remaining: 1 minute 24 seconds

Time remaining: 0 minutes 23 seconds

Time-out: End 10 - USA stone 8

## Shot Success Analysis

NOR - Norway		⌚	⌚	Game	
4	SKASLIEN Kristin	Draws	4 63%	1 100%	5 70%
		Take-outs	10 75%	4 63%	14 71%
		Total	14 71%	5 70%	19 71%
3	ROERVIK Marianne	Draws	8 84%	1 100%	9 86%
		Take-outs	5 100%	6 83%	11 91%
		Total	13 90%	7 86%	20 89%
2	HASLEV NORDBYE Mille	Draws	4 100%	2 75%	6 92%
		Take-outs	11 89%	3 92%	14 89%
		Total	15 92%	5 85%	20 90%
1	ROENNING Martine	Draws	10 88%	4 88%	14 88%
		Take-outs	2 75%	4 94%	6 88%
		Total	12 85%	8 91%	20 88%
A	RAMSFJELL Maia	Draws	0 -	0 -	0 -
		Take-outs	0 -	0 -	0 -
		Total	0 -	0 -	0 -
Team		Draws	26 85%	8 88%	34 85%
		Take-outs	28 85%	17 82%	45 84%
		Total	54 85%	25 84%	79 84%

USA - United States		⌚	⌚	Game	
4	PETERSON Tabitha	Draws	5 55%	1 50%	6 54%
		Take-outs	7 89%	7 89%	14 89%
		Total	12 75%	8 84%	20 79%
3	THIESSE Cory	Draws	3 100%	2 100%	5 100%
		Take-outs	8 91%	7 93%	15 92%
		Total	11 93%	9 94%	20 94%
2	HAMILTON Becca	Draws	10 83%	1 75%	11 82%
		Take-outs	1 100%	8 75%	9 78%
		Total	11 84%	9 75%	20 80%
1	PETERSON Tara	Draws	11 91%	5 75%	16 86%
		Take-outs	3 100%	1 100%	4 100%
		Total	14 93%	6 79%	20 89%
A	PERSINGER Vicky	Draws	0 -	0 -	0 -
		Take-outs	0 -	0 -	0 -
		Total	0 -	0 -	0 -
Team		Draws	29 83%	9 78%	38 82%
		Take-outs	19 92%	23 86%	42 89%
		Total	48 86%	32 84%	80 85%

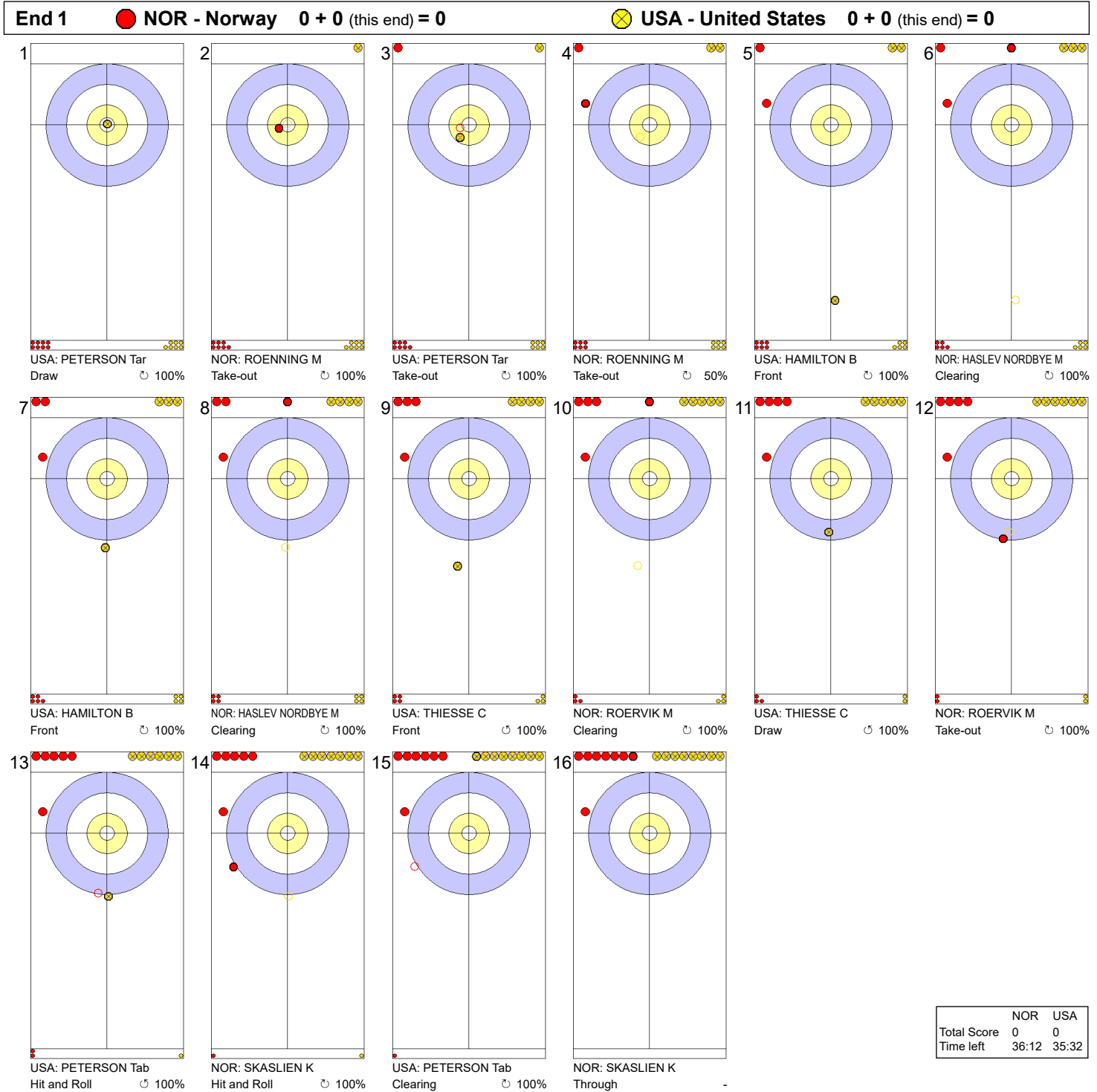
**Note:**  
Position and function for each team member:  
4 = Fourth, 3 = Third, 2 = Second, 1 = Lead, A = Alternate, S = Skip, V = Vice-Skip

**Legend:**  
⌚ Clockwise      ⌚ Counter-clockwise      LSFE(\*) Last Stone First End

**SUN 19 MAR 2023**  
 Start Time 14:00

**Round Robin Session 4 - Sheet C**

**Game - Shot by Shot**



**Legend:**  
 ↻ Clockwise                      ↺ Counter-clockwise                      - Not considered





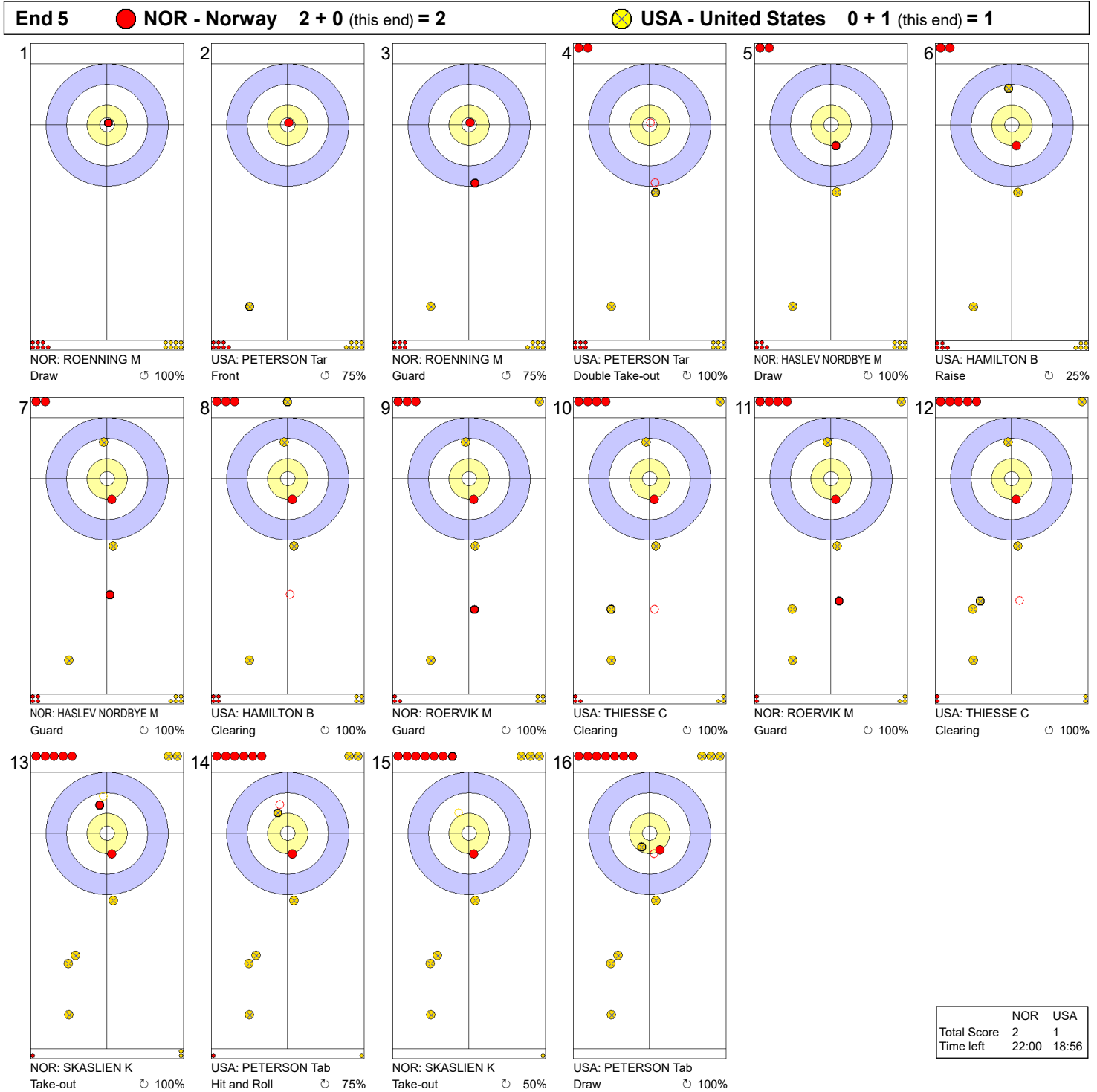






**SUN 19 MAR 2023**  
 Start Time 14:00

**Round Robin Session 4 - Sheet C**

**Game - Shot by Shot**



**Legend:**  
 Clockwise       Counter-clockwise      - Not considered





**SUN 19 MAR 2023**  
 Start Time 14:00

**Round Robin Session 4 - Sheet C**

**Game - Shot by Shot**



**Legend:**  
 ↻ Clockwise      ↺ Counter-clockwise      - Not considered

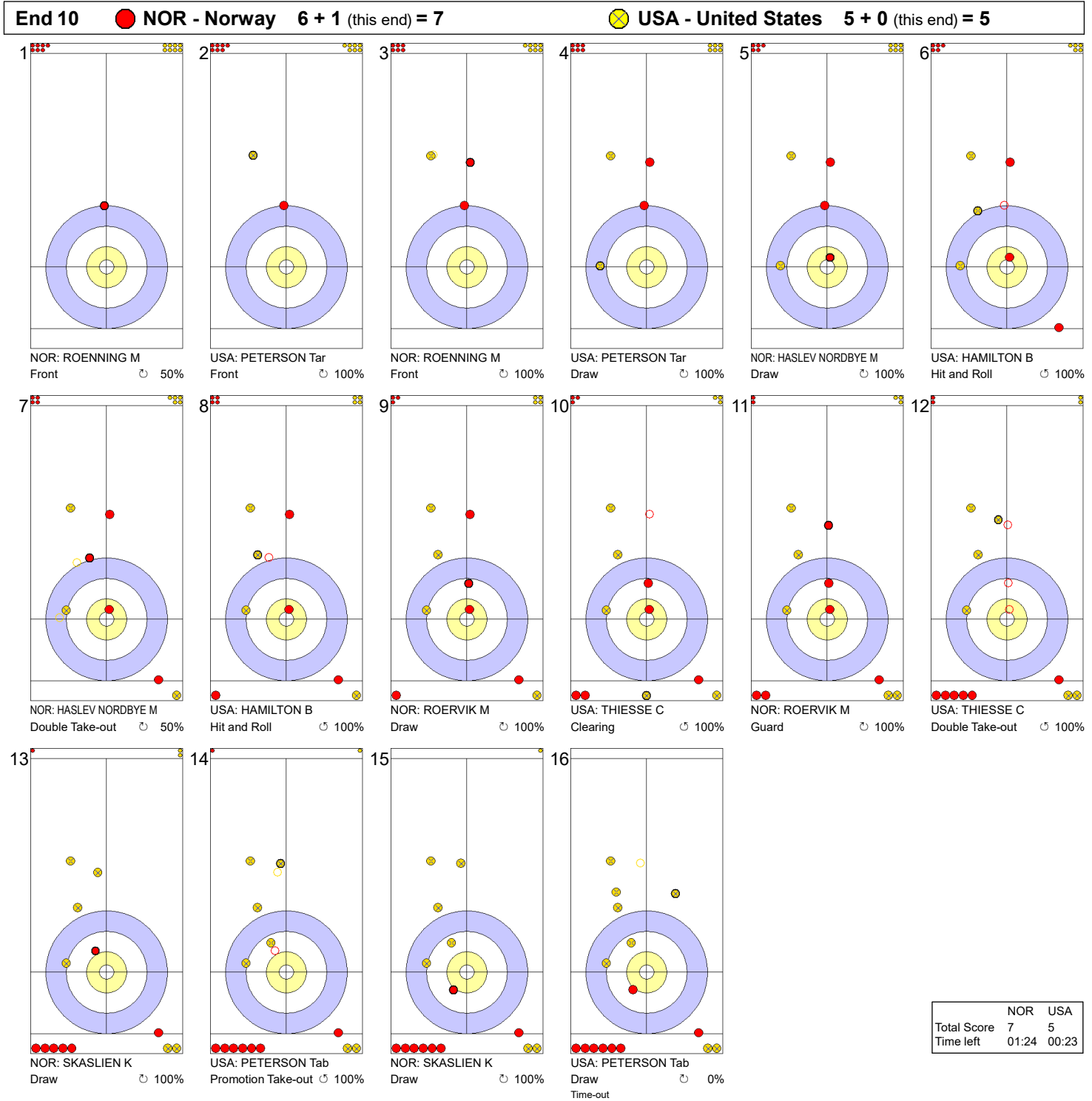




**SUN 19 MAR 2023**  
**Start Time 14:00**

**Round Robin Session 4 - Sheet C**

**Game - Shot by Shot**



**Legend:**  
 ⌚ Clockwise      ⌚ Counter-clockwise      - Not considered



SUN 19 MAR 2023  
Start Time 14:00

Round Robin Session 4 - Sheet D

## Game Results

Sheet	Game	Team	LSFE	1	2	3	4	5	6	7	8	9	10	Extra Ends	Total
D	3	NZL - New Zealand		0	1	0	0	0	1	0	X	X	X		2
	2	GER - Germany	*	3	0	2	1	1	0	1	X	X	X		8

NZL - New Zealand		Shot Success	Game	All
4 S	SMITH Jessica	59%	63%	
3 V	THOMPSON Holly	75%	67%	
2	BECKER Bridget	55%	71%	
1	THURLOW Natalie	48%	71%	
A	KINNEY Ruby	-	-	
Team Total		59%	68%	

GER - Germany		Shot Success	Game	All
4 S	JENTSCH Daniela	84%	67%	
3 V	ABBES Emira	80%	75%	
2	KAPP Lena	88%	74%	
1	JENTSCH Analena	79%	82%	
A	SCHOELL Pia-Lisa	-	-	
Team Total		83%	75%	

Last Stone Draw		Distance
⌚	SMITH Jessica	100.3cm
⌚	THURLOW Natalie	51.0cm
<b>Total</b>		<b>151.3cm</b>

Last Stone Draw		Distance
⌚	JENTSCH Daniela	65.7cm
⌚	ABBES Emira	71.7cm
<b>Total</b>		<b>137.4cm</b>

Time remaining: 9 minutes 57 seconds

Time remaining: 11 minutes 3 seconds

## Shot Success Analysis

NZL - New Zealand		⌚	⌚	Game	
4	SMITH Jessica	Draws	2 75%	8 72%	10 73%
	Take-outs	1 50%	3 17%	4 25%	
	Total	3 67%	11 57%	14 59%	
3	THOMPSON Holly	Draws	3 92%	6 83%	9 86%
	Take-outs	3 58%	2 50%	5 55%	
	Total	6 75%	8 75%	14 75%	
2	BECKER Bridget	Draws	5 60%	2 100%	7 71%
	Take-outs	4 25%	3 58%	7 39%	
	Total	9 44%	5 75%	14 55%	
1	THURLOW Natalie	Draws	9 44%	4 69%	13 52%
	Take-outs	0 -	1 0%	1 0%	
	Total	9 44%	5 55%	14 48%	
A	KINNEY Ruby	Draws	0 -	0 -	0 -
	Take-outs	0 -	0 -	0 -	
	Total	0 -	0 -	0 -	
Team	Draws	19 59%	20 78%	39 69%	
	Take-outs	8 41%	9 36%	17 38%	
	Total	27 54%	29 65%	56 59%	

GER - Germany		⌚	⌚	Game	
4	JENTSCH Daniela	Draws	0 -	10 83%	10 83%
	Take-outs	0 -	4 88%	4 88%	
	Total	0 -	14 84%	14 84%	
3	ABBES Emira	Draws	0 -	8 72%	8 72%
	Take-outs	3 83%	3 100%	6 92%	
	Total	3 83%	11 80%	14 80%	
2	KAPP Lena	Draws	2 100%	4 69%	6 79%
	Take-outs	3 100%	5 90%	8 94%	
	Total	5 100%	9 81%	14 88%	
1	JENTSCH Analena	Draws	3 83%	5 75%	8 78%
	Take-outs	1 100%	4 75%	5 80%	
	Total	4 88%	9 75%	13 79%	
A	SCHOELL Pia-Lisa	Draws	0 -	0 -	0 -
	Take-outs	0 -	0 -	0 -	
	Total	0 -	0 -	0 -	
Team	Draws	5 90%	27 76%	32 78%	
	Take-outs	7 93%	16 88%	23 89%	
	Total	12 92%	43 80%	55 83%	

**Note:**  
Position and function for each team member:  
4 = Fourth, 3 = Third, 2 = Second, 1 = Lead, A = Alternate, S = Skip, V = Vice-Skip

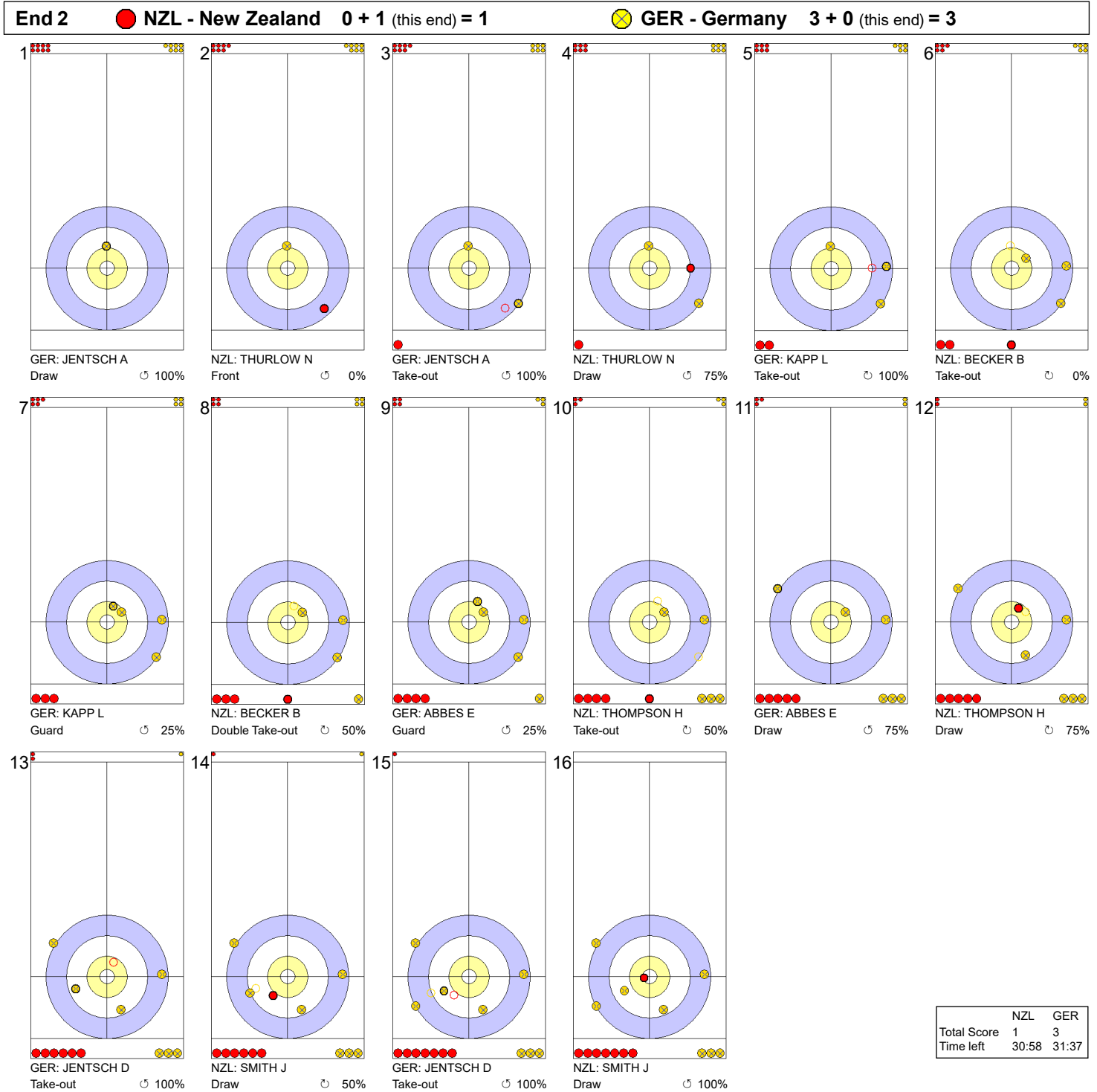
**Legend:**  
⌚ Clockwise      ⌚ Counter-clockwise      LSFE(\*) Last Stone First End  
X Unplayed/unfinished end due to concession



**SUN 19 MAR 2023**  
 Start Time 14:00

**Round Robin Session 4 - Sheet D**

**Game - Shot by Shot**

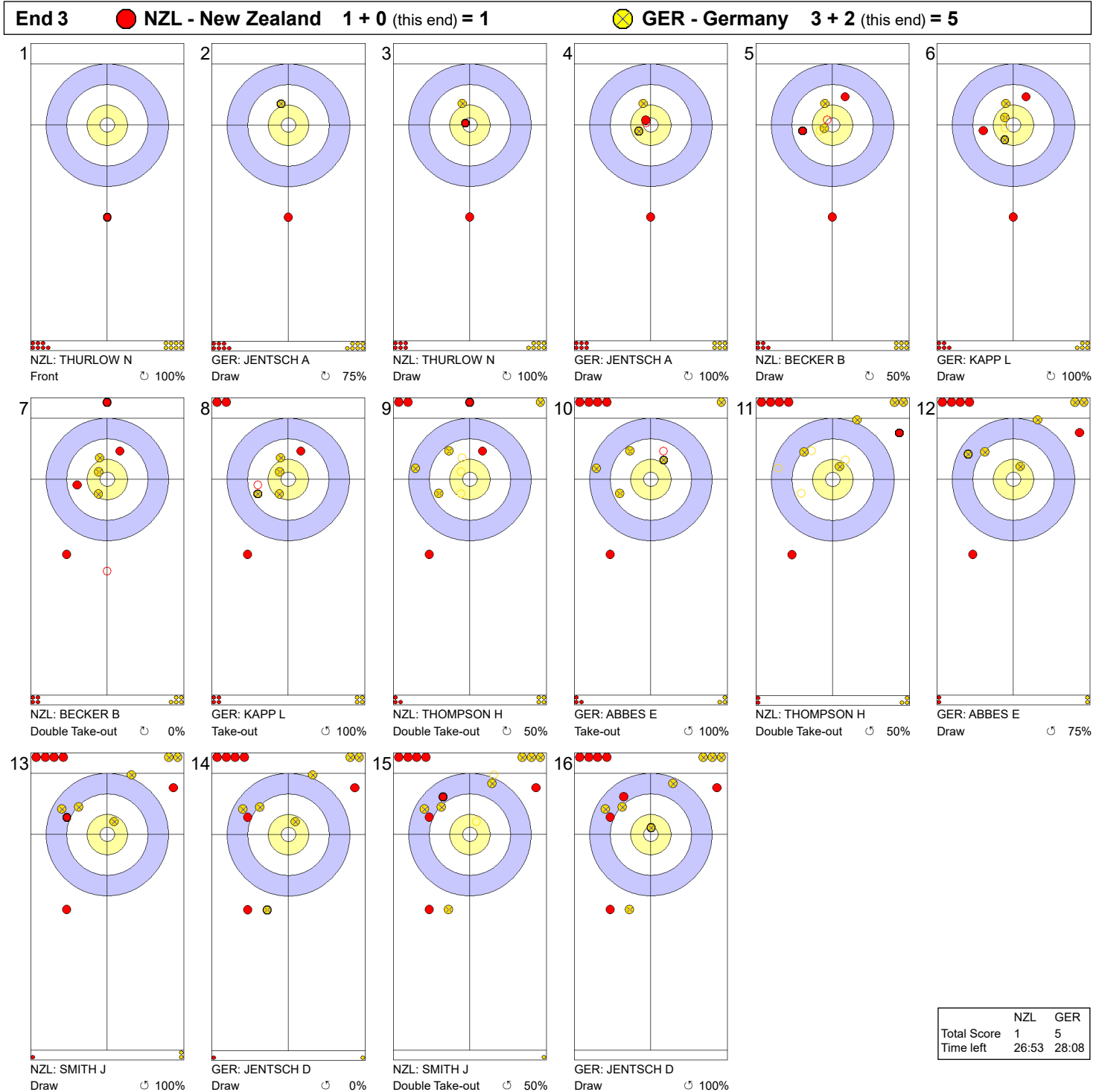


**Legend:**  
 ↻ Clockwise      ↺ Counter-clockwise      - Not considered

SUN 19 MAR 2023  
Start Time 14:00

Round Robin Session 4 - Sheet D

Game - Shot by Shot




**Legend:**  
 ↻ Clockwise      ↺ Counter-clockwise      - Not considered

**SUN 19 MAR 2023**  
 Start Time 14:00

**Round Robin Session 4 - Sheet D**

**Game - Shot by Shot**



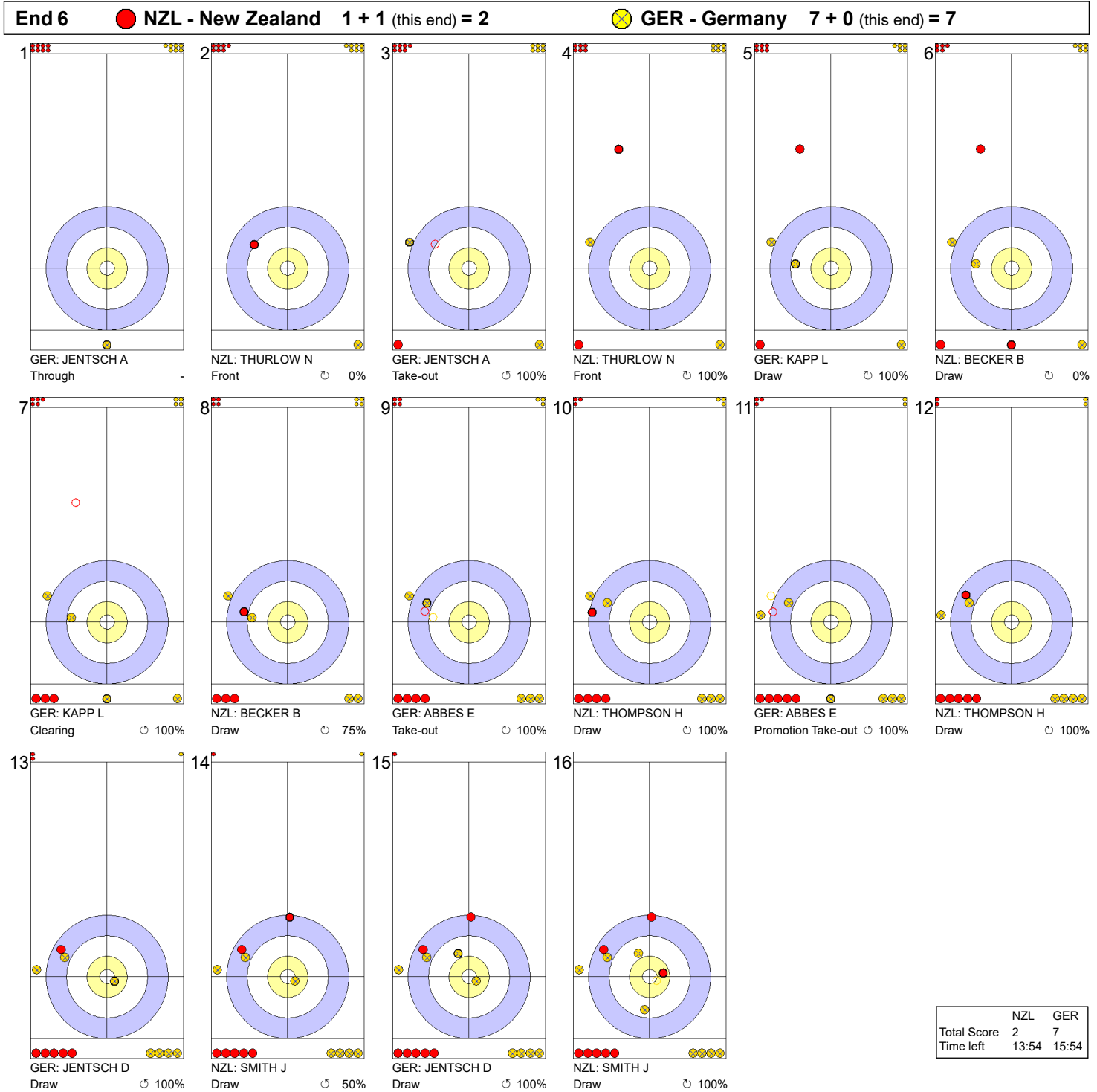
**Legend:**  
 ↻ Clockwise      ↺ Counter-clockwise      - Not considered



**SUN 19 MAR 2023**  
 Start Time 14:00

**Round Robin Session 4 - Sheet D**

**Game - Shot by Shot**



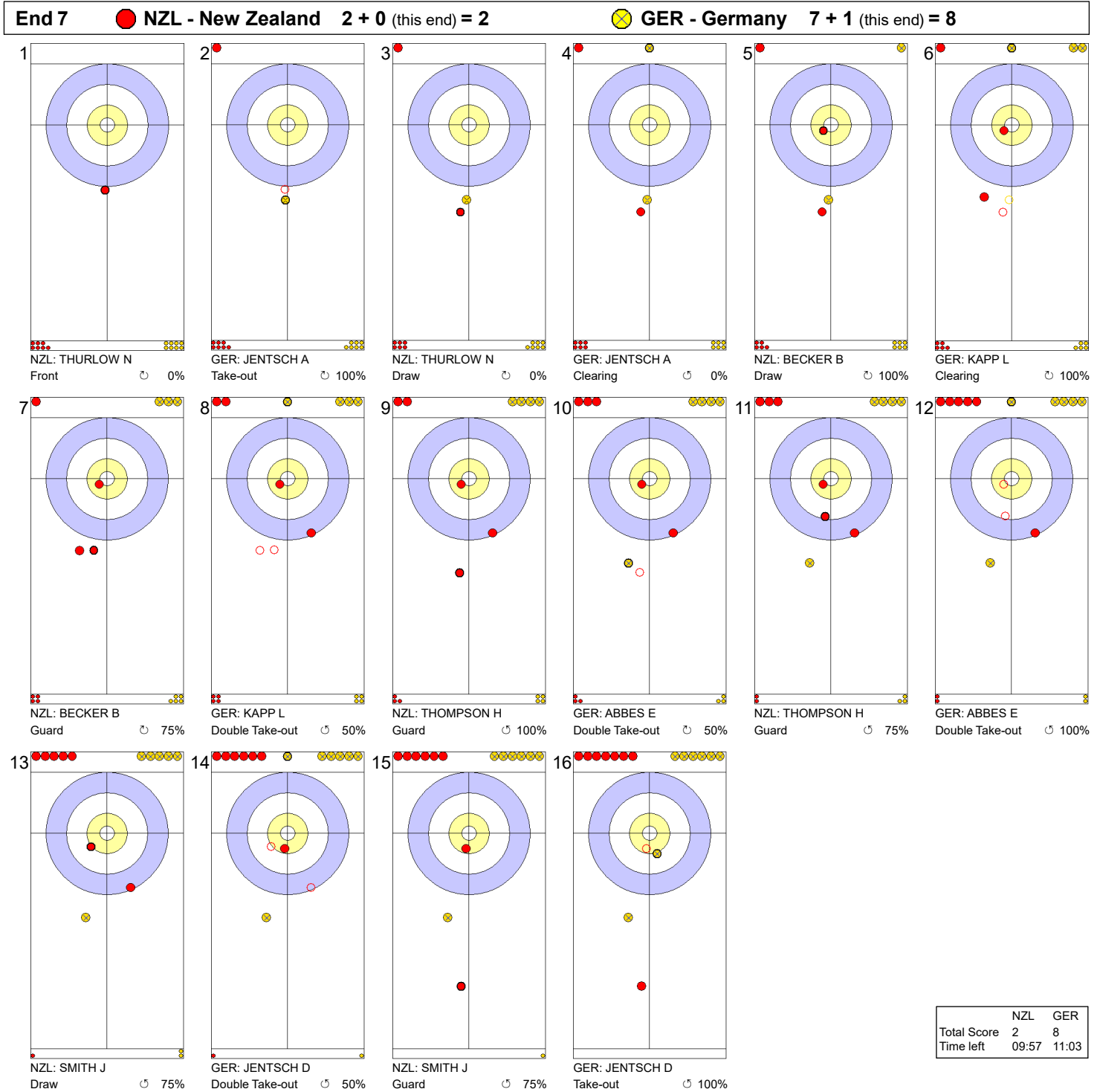
**Legend:**  
 ↻ Clockwise      ↺ Counter-clockwise      - Not considered



**SUN 19 MAR 2023**  
 Start Time 14:00

**Round Robin Session 4 - Sheet D**

**Game - Shot by Shot**



**Legend:**  
 ● Clockwise      ○ Counter-clockwise      - Not considered

## Session Results and Standings

Sheet	Game	Team	LSFE	1	2	3	4	5	6	7	8	9	10	Extra Ends	Total
A	2	TUR - Türkiye	*	0	0	0	2	0	2	0	4	0	5		13
	2	NZL - New Zealand		0	1	0	0	2	0	3	0	4	0		10
B	2	USA - United States	*	1	1	1	0	0	1	0	3	0	1		8
	2	CAN - Canada		0	0	0	2	1	0	3	0	1	0		7
C	2	SCO - Scotland	*	0	0	2	0	3	0	1	1	0	0		7
	2	DEN - Denmark		1	3	0	2	0	1	0	0	1	1		9
D	2	ITA - Italy	*	2	0	0	2	1	0	2	1	X	X		8
	2	KOR - Korea		0	1	1	0	0	1	0	0	X	X		3

## Current Standings

Rank	Team	Games	Wins	Losses
1	DEN - Denmark	2	2	0
1	ITA - Italy	2	2	0
1	SUI - Switzerland	2	2	0
4	NOR - Norway	1	1	0
5	CAN - Canada	2	1	1
5	SCO - Scotland	2	1	1
5	SWE - Sweden	2	1	1
5	TUR - Türkiye	2	1	1
5	USA - United States	2	1	1
10	GER - Germany	1	0	1
11	JPN - Japan	2	0	2
11	KOR - Korea	2	0	2
11	NZL - New Zealand	2	0	2

**Note:**  
Under WCF rules, tie-breaking rules for standings are not applied until after the last game of the round robin.

**Legend:**  
LSFE(\*) Last Stone First End      X      Unplayed/unfinished end due to concession

SUN 19 MAR 2023  
Start Time 9:00

Round Robin Session 3 - Sheet A

## Game Results

Sheet	Game	Team	LSFE	1	2	3	4	5	6	7	8	9	10	Extra Ends	Total
A	2	TUR - Türkiye	*	0	0	0	2	0	2	0	4	0	5		13
	2	NZL - New Zealand		0	1	0	0	2	0	3	0	4	0		10

TUR - Türkiye		Shot Success	Game	All
4 S	YILDIZ Dilsat	71%		63%
3 V	POLAT Oznur	74%		65%
2	POLAT Mihriban	78%		64%
1	SENGUL Berfin	86%		89%
A	CALIKUSU Ifayet Safak	-		-
Team Total		77%		70%

NZL - New Zealand		Shot Success	Game	All
4 S	SMITH Jessica	74%		65%
3 V	THOMPSON Holly	68%		63%
2	BECKER Bridget	81%		78%
1	THURLOW Natalie	86%		82%
A	KINNEY Ruby	-		-
Team Total		77%		72%

Last Stone Draw		Distance
☺	POLAT Oznur	14.5cm
☹	POLAT Mihriban	35.0cm
<b>Total</b>		<b>49.5cm</b>

Time remaining: 1 minute 52 seconds

Last Stone Draw		Distance
☺	BECKER Bridget	46.1cm
☹	THOMPSON Holly	150.2cm
<b>Total</b>		<b>196.3cm</b>

Time remaining: 0 minutes 52 seconds

Time-out: End 10 - NZL stone 7

## Shot Success Analysis

TUR - Türkiye		☺	☹	Game
4	YILDIZ Dilsat	Draws 4 94%	3 25%	7 64%
		Take-outs 5 65%	6 83%	11 75%
		Total 9 78%	9 64%	18 71%
3	POLAT Oznur	Draws 4 69%	2 38%	6 58%
		Take-outs 7 79%	7 82%	14 80%
		Total 11 75%	9 72%	20 74%
2	POLAT Mihriban	Draws 4 63%	7 79%	11 73%
		Take-outs 6 92%	3 67%	9 83%
		Total 10 80%	10 75%	20 78%
1	SENGUL Berfin	Draws 7 89%	9 78%	16 83%
		Take-outs 2 100%	2 100%	4 100%
		Total 9 92%	11 82%	20 86%
A	CALIKUSU Ifayet Safak	Draws 0 -	0 -	0 -
		Take-outs 0 -	0 -	0 -
		Total 0 -	0 -	0 -
Team		Draws 19 80%	21 67%	40 73%
		Take-outs 20 81%	18 82%	38 82%
		Total 39 81%	39 74%	78 77%

NZL - New Zealand		☺	☹	Game
4	SMITH Jessica	Draws 5 90%	2 50%	7 79%
		Take-outs 7 61%	6 83%	13 71%
		Total 12 73%	8 75%	20 74%
3	THOMPSON Holly	Draws 4 69%	1 100%	5 75%
		Take-outs 7 68%	8 63%	15 65%
		Total 11 68%	9 67%	20 68%
2	BECKER Bridget	Draws 3 83%	6 83%	9 83%
		Take-outs 5 85%	6 75%	11 80%
		Total 8 84%	12 79%	20 81%
1	THURLOW Natalie	Draws 7 93%	9 83%	16 88%
		Take-outs 0 -	2 75%	2 75%
		Total 7 93%	11 82%	18 86%
A	KINNEY Ruby	Draws 0 -	0 -	0 -
		Take-outs 0 -	0 -	0 -
		Total 0 -	0 -	0 -
Team		Draws 19 86%	18 81%	37 83%
		Take-outs 19 70%	22 73%	41 71%
		Total 38 78%	40 76%	78 77%

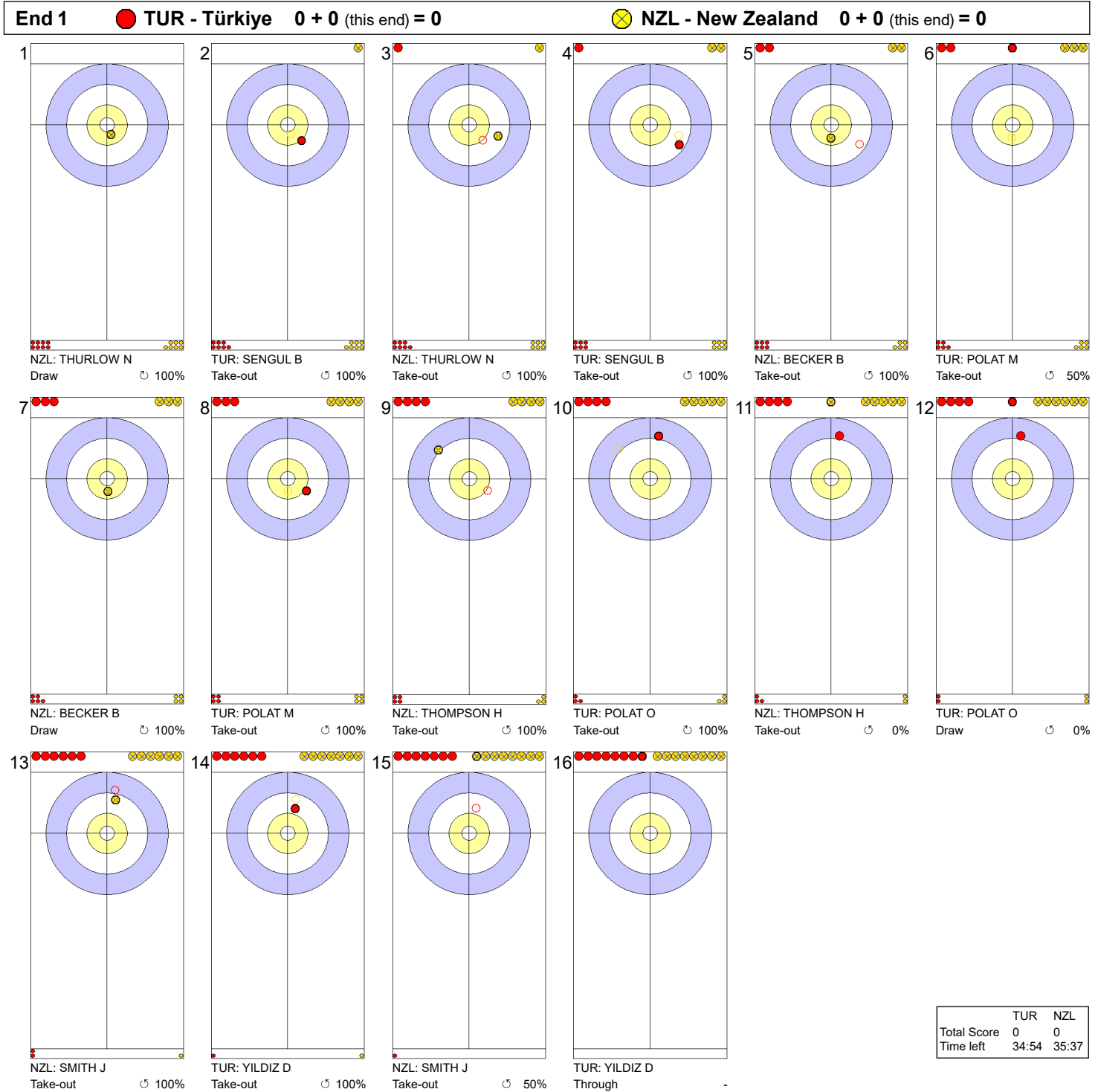
**Note:**  
Position and function for each team member:  
4 = Fourth, 3 = Third, 2 = Second, 1 = Lead, A = Alternate, S = Skip, V = Vice-Skip

**Legend:**  
☺ Clockwise      ☹ Counter-clockwise      LSFE(\*) Last Stone First End

SUN 19 MAR 2023  
Start Time 9:00

Round Robin Session 3 - Sheet A

Game - Shot by Shot

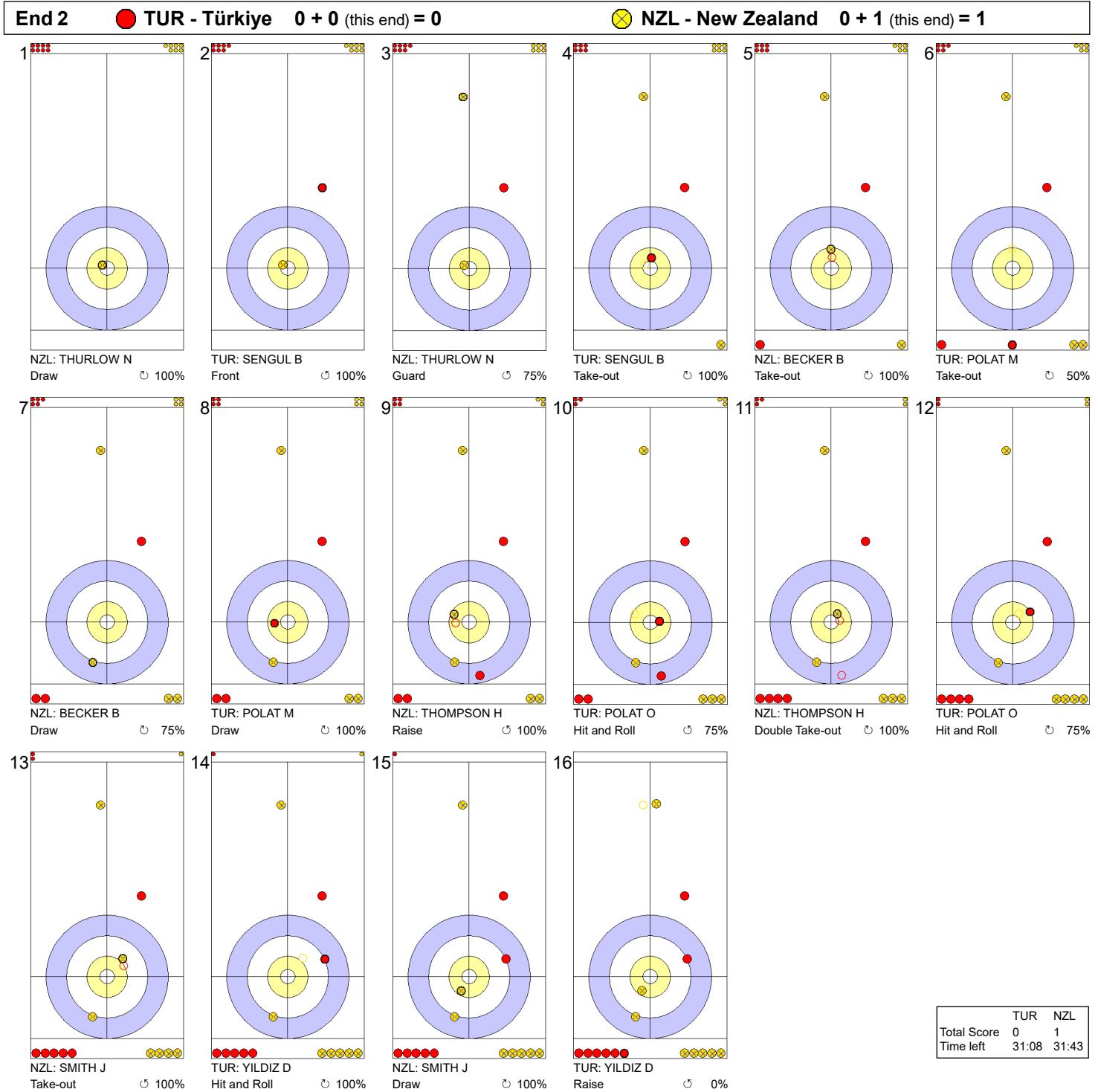


**Legend:**  
 ↻ Clockwise      ↺ Counter-clockwise      - Not considered

**SUN 19 MAR 2023**  
 Start Time 9:00

**Round Robin Session 3 - Sheet A**

**Game - Shot by Shot**

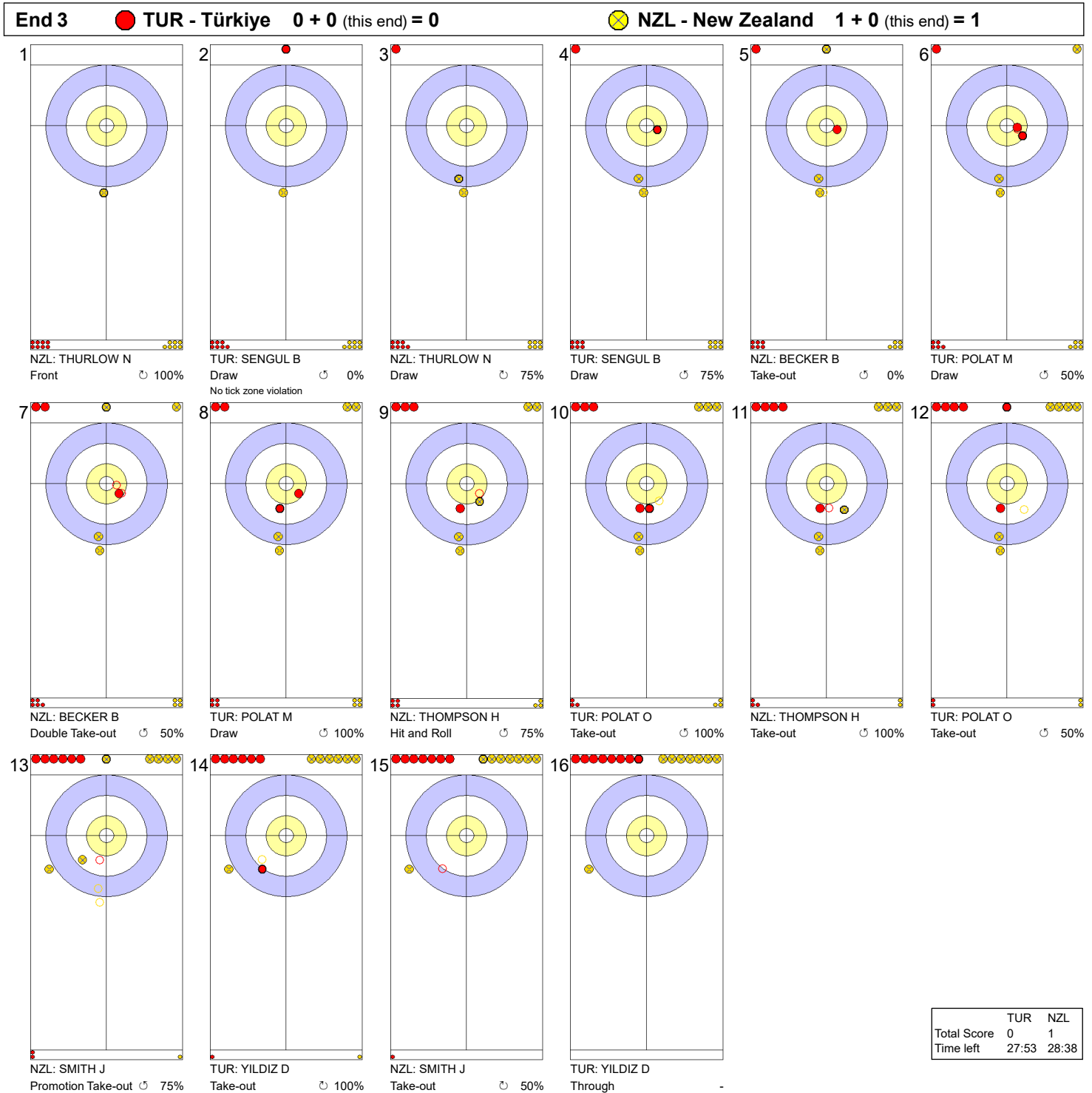


**Legend:**  
 ↻ Clockwise      ↺ Counter-clockwise      - Not considered

**SUN 19 MAR 2023**  
 Start Time 9:00

**Round Robin Session 3 - Sheet A**

**Game - Shot by Shot**

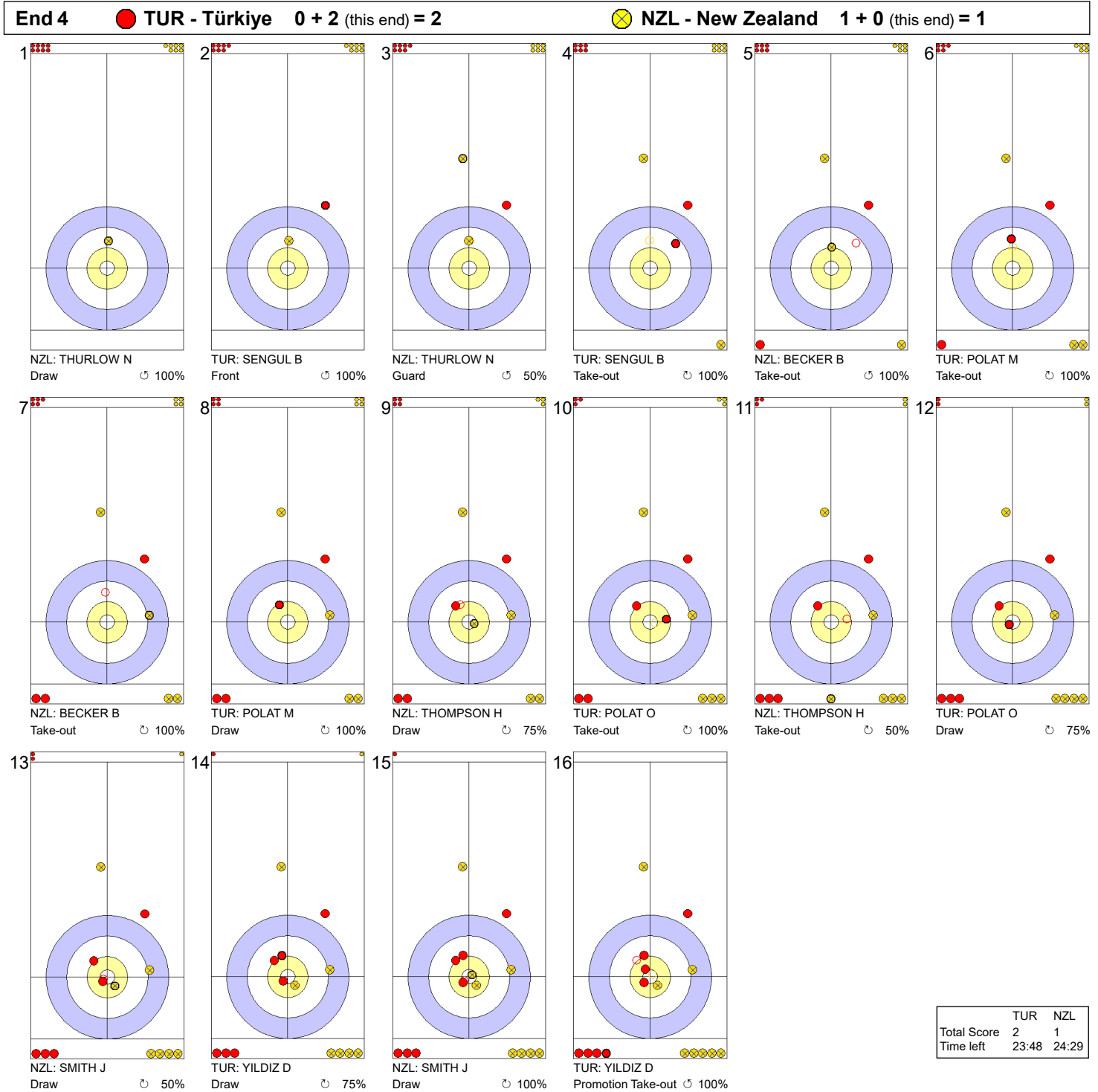


**Legend:**  
 ↻ Clockwise      ↺ Counter-clockwise      - Not considered

SUN 19 MAR 2023  
Start Time 9:00

Round Robin Session 3 - Sheet A

**Game - Shot by Shot**



**Legend:**  
 ↻ Clockwise      ↺ Counter-clockwise      - Not considered

**SUN 19 MAR 2023**  
 Start Time 9:00

**Round Robin Session 3 - Sheet A**

**Game - Shot by Shot**



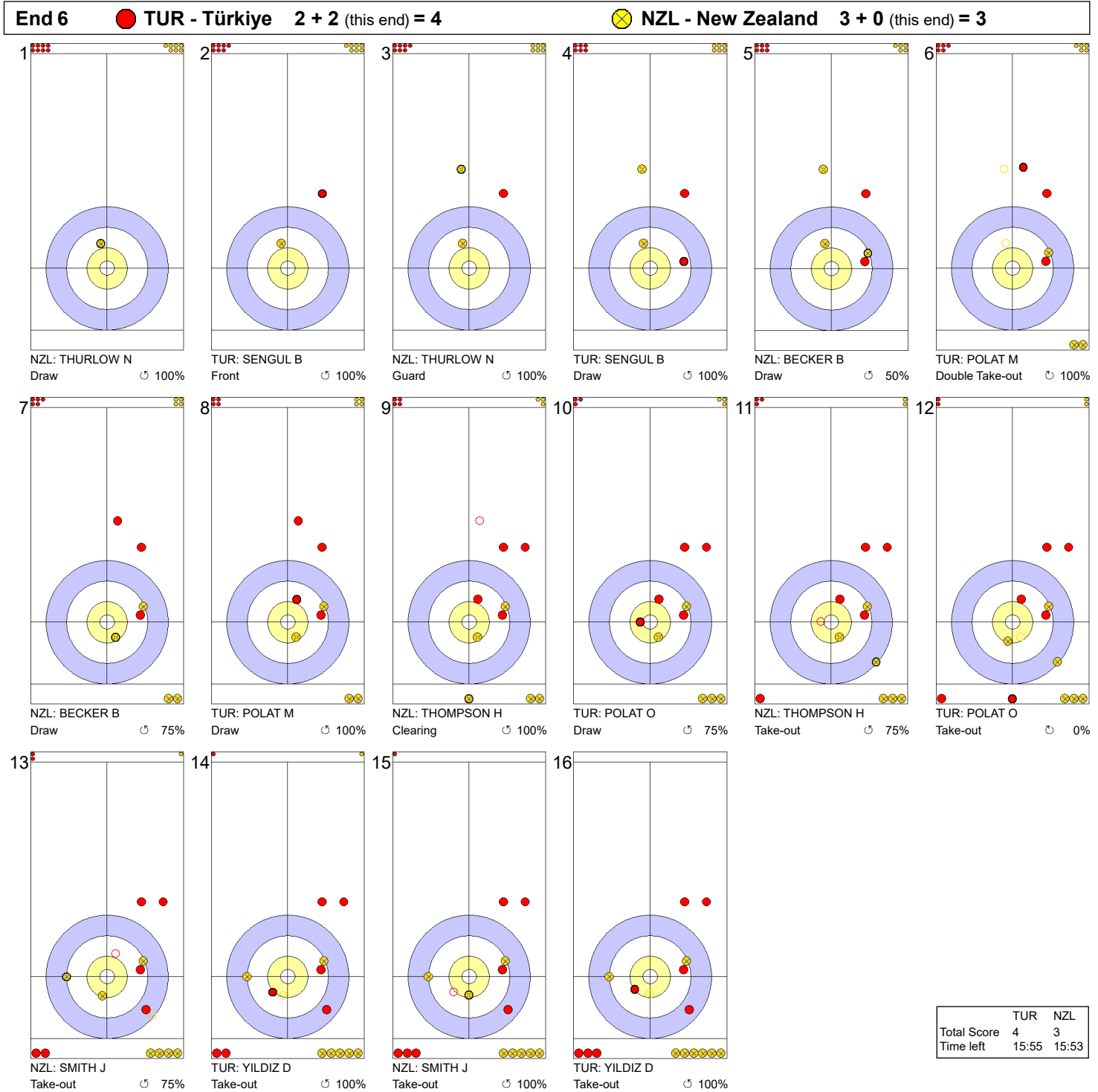
**Legend:**  
 ↻ Clockwise      ↺ Counter-clockwise      - Not considered



SUN 19 MAR 2023  
Start Time 9:00

Round Robin Session 3 - Sheet A

Game - Shot by Shot




**Legend:**  
 ↻ Clockwise      ↺ Counter-clockwise      - Not considered

SUN 19 MAR 2023  
Start Time 9:00

Round Robin Session 3 - Sheet A

Game - Shot by Shot

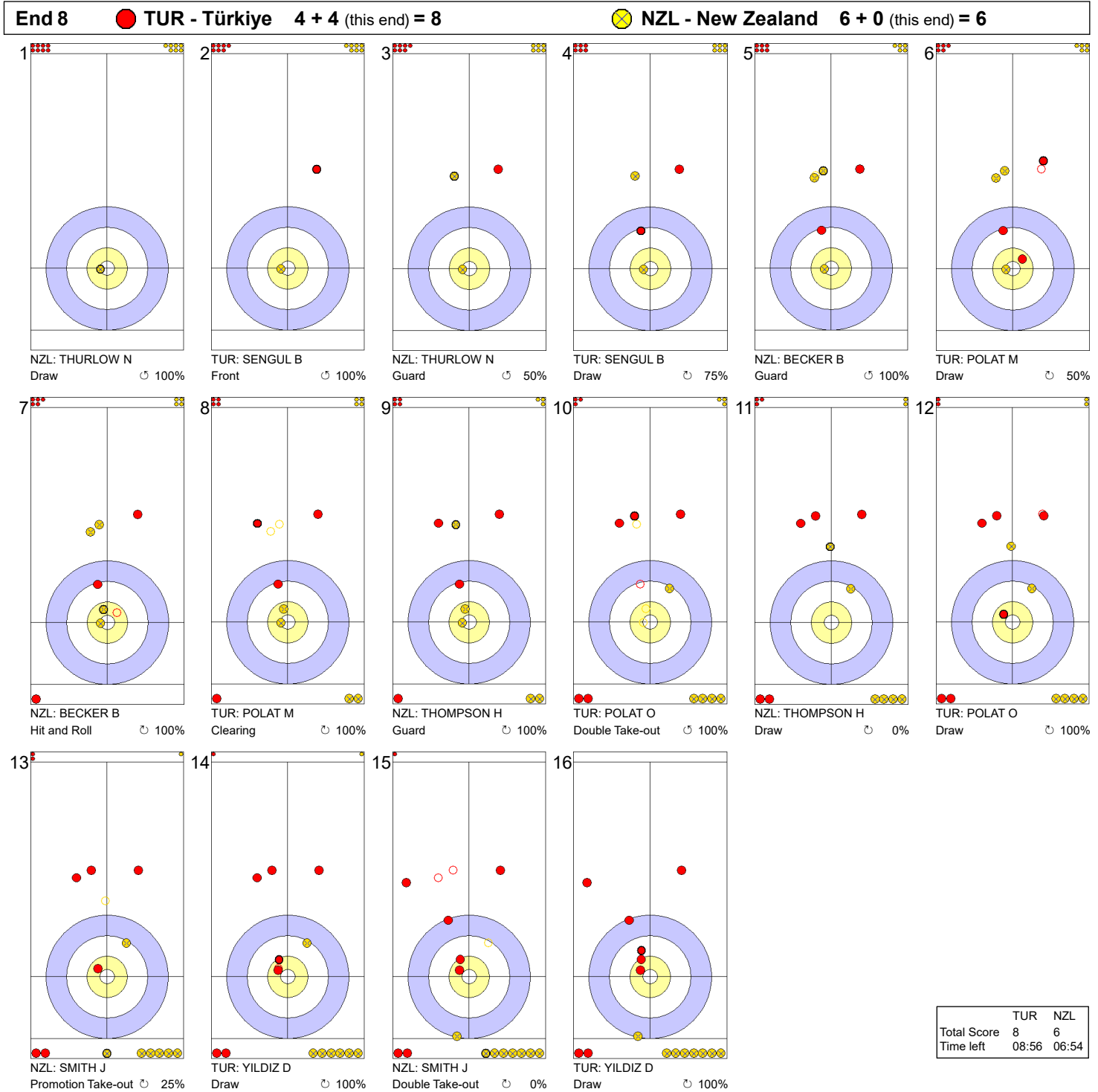


**Legend:**  
 ↻ Clockwise      ↺ Counter-clockwise      - Not considered

SUN 19 MAR 2023  
Start Time 9:00

Round Robin Session 3 - Sheet A

**Game - Shot by Shot**




**Legend:**  
 ↻ Clockwise   ↺ Counter-clockwise   - Not considered

SUN 19 MAR 2023  
Start Time 9:00

Round Robin Session 3 - Sheet A

Game - Shot by Shot

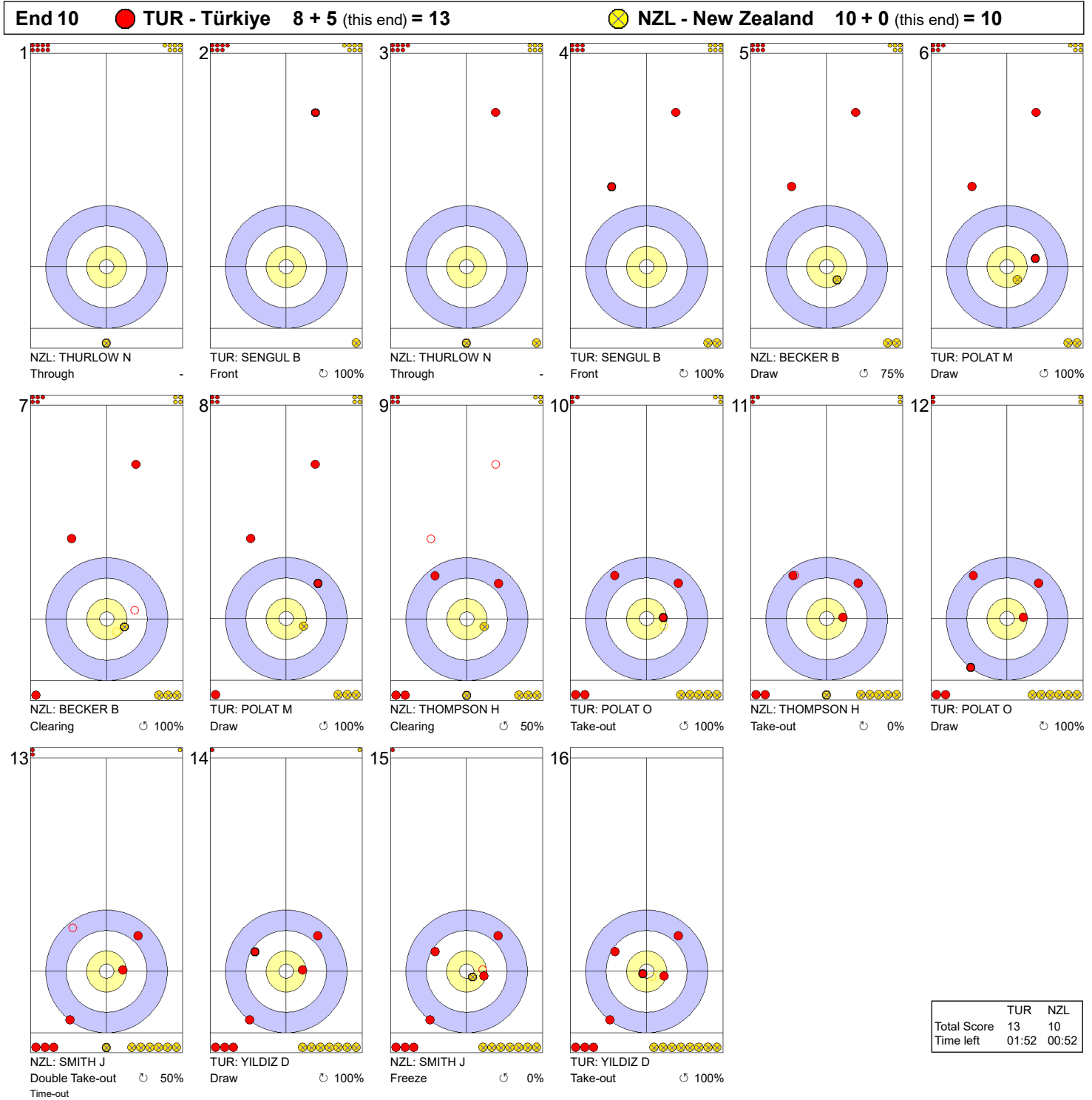


**Legend:**  
 ↻ Clockwise      ↺ Counter-clockwise      - Not considered

**SUN 19 MAR 2023**  
 Start Time 9:00

**Round Robin Session 3 - Sheet A**

**Game - Shot by Shot**



**Legend:**  
 ↻ Clockwise   ↺ Counter-clockwise   - Not considered

SUN 19 MAR 2023  
Start Time 9:00

Round Robin Session 3 - Sheet B

## Game Results

Sheet	Game	Team	LSFE	1	2	3	4	5	6	7	8	9	10	Extra Ends	Total
B	2	USA - United States	*	1	1	1	0	0	1	0	3	0	1		8
	2	CAN - Canada		0	0	0	2	1	0	3	0	1	0		7

USA - United States		Shot Success	Game	All
4 S	PETERSON Tabitha	85%		75%
3 V	THIESSE Cory	66%		72%
2	HAMILTON Becca	64%		69%
1	PETERSON Tara	84%		84%
A	PERSINGER Vicky	-		-
Team Total		75%		75%

CAN - Canada		Shot Success	Game	All
4 S	EINARSON Kerri	68%		73%
3 V	SWEETING Val	74%		73%
2	BIRCHARD Shannon	76%		78%
1	HARRIS Briane	93%		93%
A	KARWACKI Krysten	-		-
Team Total		78%		79%

Last Stone Draw		Distance
☺	PETERSON Tabitha	21.4cm
☹	THIESSE Cory	13.0cm
<b>Total</b>		<b>34.4cm</b>

Last Stone Draw		Distance
☺	EINARSON Kerri	27.5cm
☹	HARRIS Briane	36.9cm
<b>Total</b>		<b>64.4cm</b>

Time remaining: 0 minutes 49 seconds

Time-out: End 10 - USA stone 5

Time remaining: 1 minute 24 seconds

Time-out: End 10 - CAN stone 7

## Shot Success Analysis

USA - United States		☺	☹	Game
4 PETERSON Tabitha	Draws	6 83%	6 100%	12 92%
	Take-outs	5 70%	3 83%	8 75%
	Total	11 77%	9 94%	20 85%
3 THIESSE Cory	Draws	5 75%	5 55%	10 65%
	Take-outs	7 75%	3 50%	10 68%
	Total	12 75%	8 53%	20 66%
2 HAMILTON Becca	Draws	6 96%	2 50%	8 84%
	Take-outs	6 75%	5 20%	11 50%
	Total	12 85%	7 29%	19 64%
1 PETERSON Tara	Draws	11 95%	9 69%	20 84%
	Take-outs	0 -	0 -	0 -
	Total	11 95%	9 69%	20 84%
A PERSINGER Vicky	Draws	0 -	0 -	0 -
	Take-outs	0 -	0 -	0 -
	Total	0 -	0 -	0 -
Team	Draws	28 89%	22 73%	50 82%
	Take-outs	18 74%	11 45%	29 63%
	Total	46 83%	33 64%	79 75%

CAN - Canada		☺	☹	Game
4 EINARSON Kerri	Draws	3 67%	5 65%	8 66%
	Take-outs	8 63%	4 81%	12 69%
	Total	11 64%	9 72%	20 68%
3 SWEETING Val	Draws	4 69%	4 63%	8 66%
	Take-outs	8 78%	4 81%	12 79%
	Total	12 75%	8 72%	20 74%
2 BIRCHARD Shannon	Draws	8 72%	5 80%	13 75%
	Take-outs	3 67%	4 88%	7 79%
	Total	11 70%	9 83%	20 76%
1 HARRIS Briane	Draws	12 90%	7 96%	19 92%
	Take-outs	0 -	1 100%	1 100%
	Total	12 90%	8 97%	20 93%
A KARWACKI Krysten	Draws	0 -	0 -	0 -
	Take-outs	0 -	0 -	0 -
	Total	0 -	0 -	0 -
Team	Draws	27 79%	21 79%	48 79%
	Take-outs	19 70%	13 85%	32 76%
	Total	46 75%	34 81%	80 78%

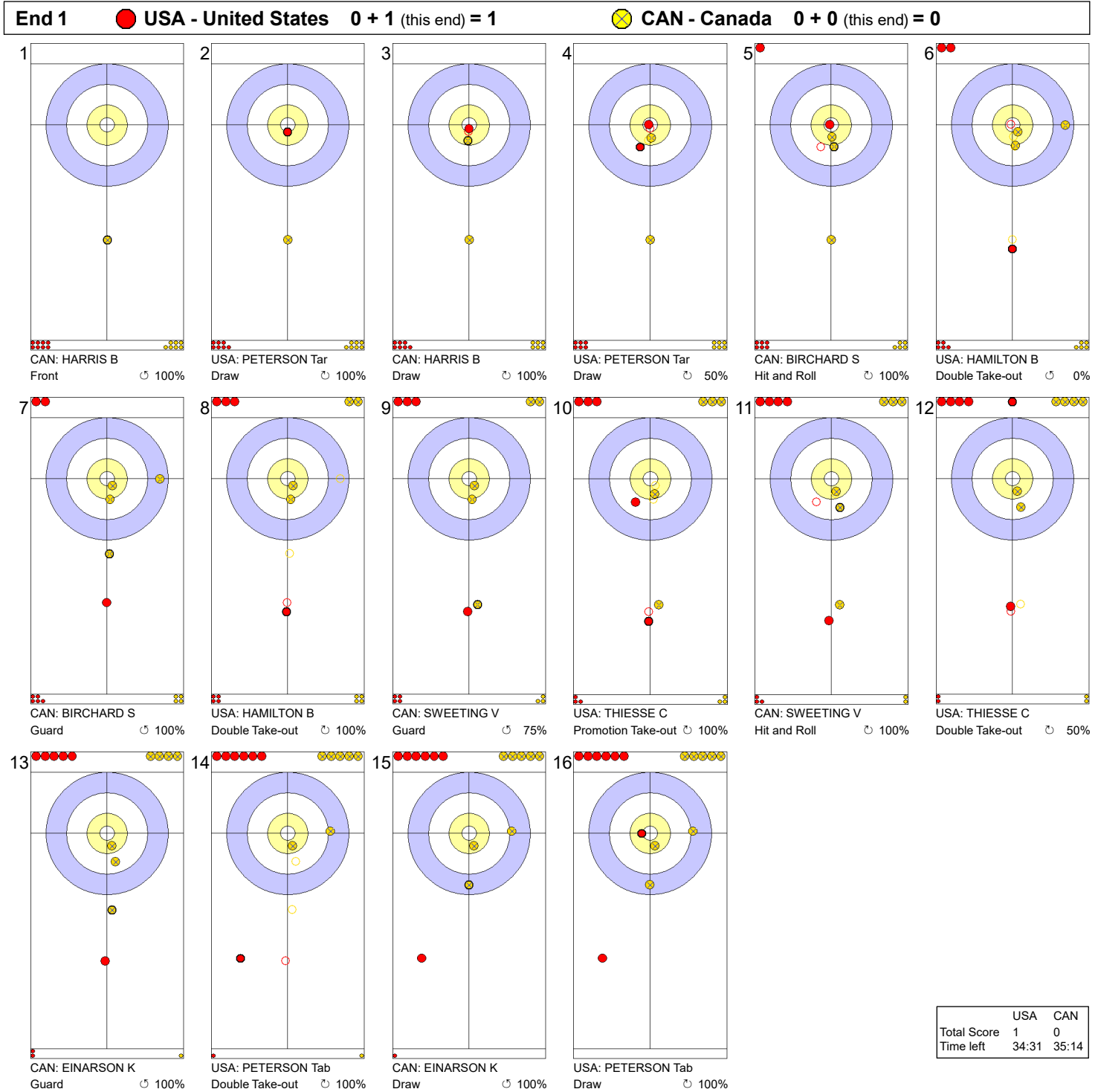
**Note:**  
Position and function for each team member:  
4 = Fourth, 3 = Third, 2 = Second, 1 = Lead, A = Alternate, S = Skip, V = Vice-Skip

**Legend:**  
☺ Clockwise      ☹ Counter-clockwise      LSFE(\*) Last Stone First End

SUN 19 MAR 2023  
Start Time 9:00

Round Robin Session 3 - Sheet B

Game - Shot by Shot

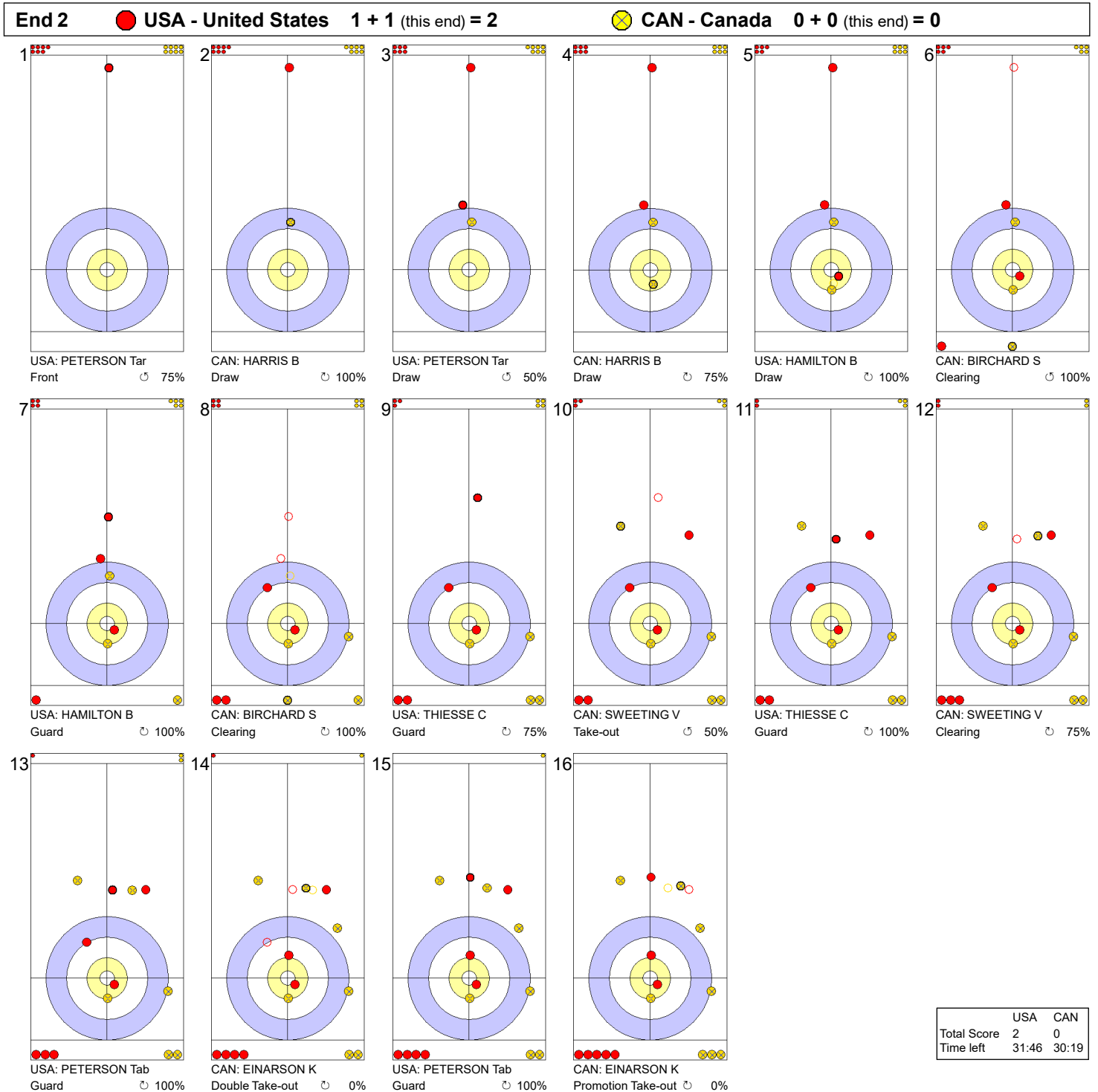


**Legend:**  
 ↻ Clockwise      ↺ Counter-clockwise      - Not considered

**SUN 19 MAR 2023**  
 Start Time 9:00

**Round Robin Session 3 - Sheet B**

**Game - Shot by Shot**



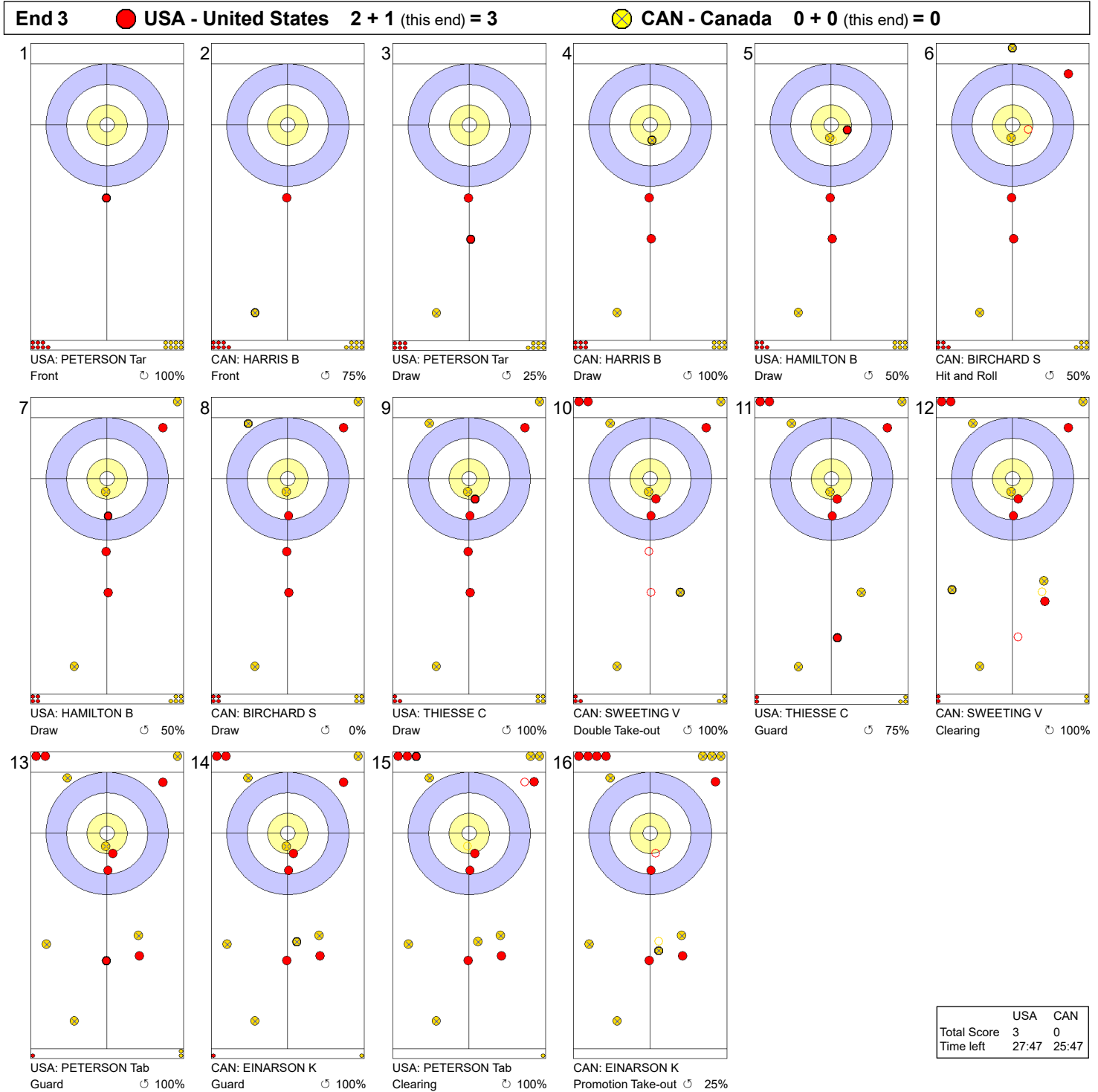
**Legend:**  
 ↻ Clockwise      ↺ Counter-clockwise      - Not considered



**SUN 19 MAR 2023**  
 Start Time 9:00

**Round Robin Session 3 - Sheet B**

**Game - Shot by Shot**

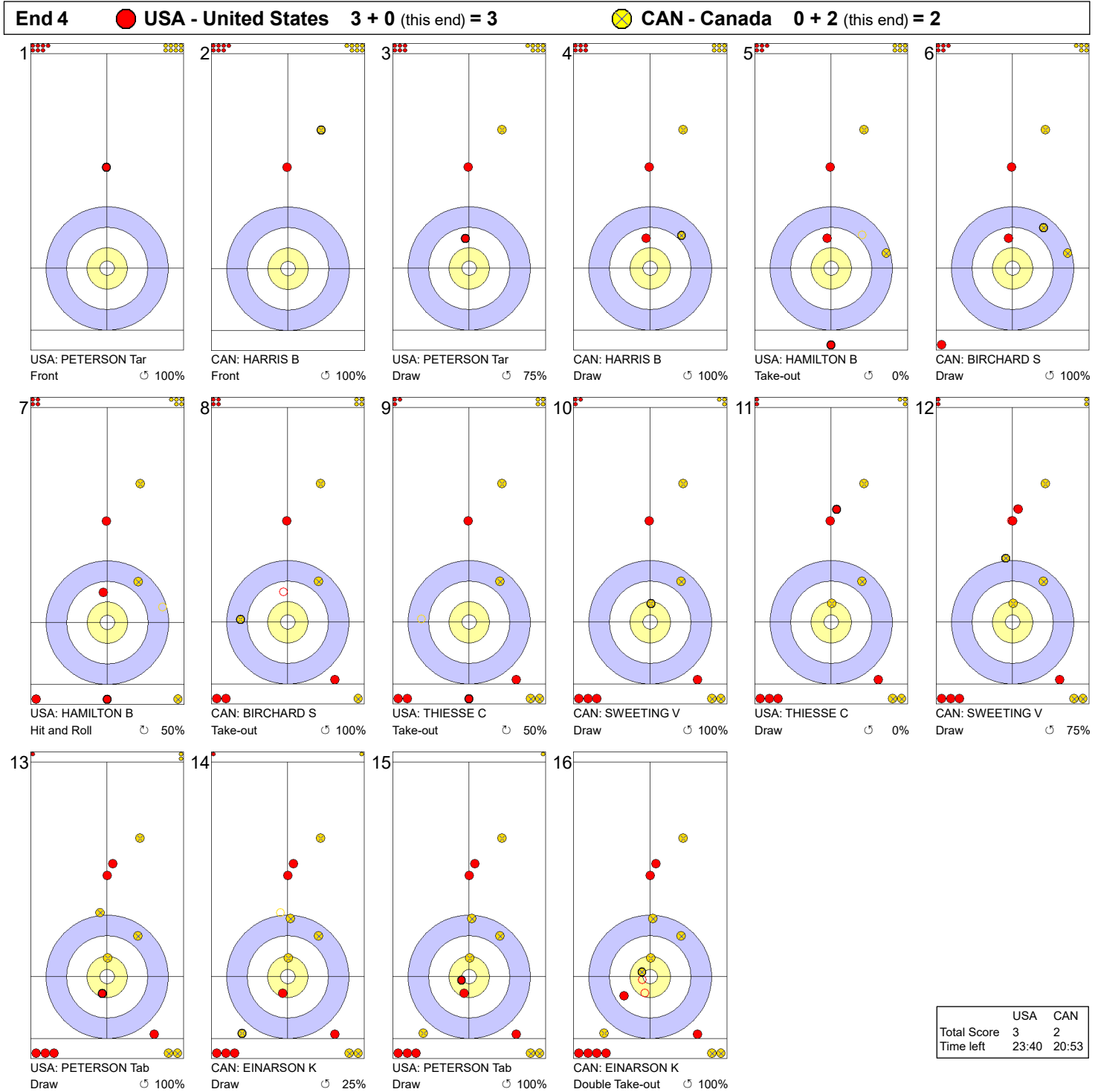


**Legend:**  
 ↻ Clockwise   ↺ Counter-clockwise   - Not considered

SUN 19 MAR 2023  
Start Time 9:00

Round Robin Session 3 - Sheet B

Game - Shot by Shot



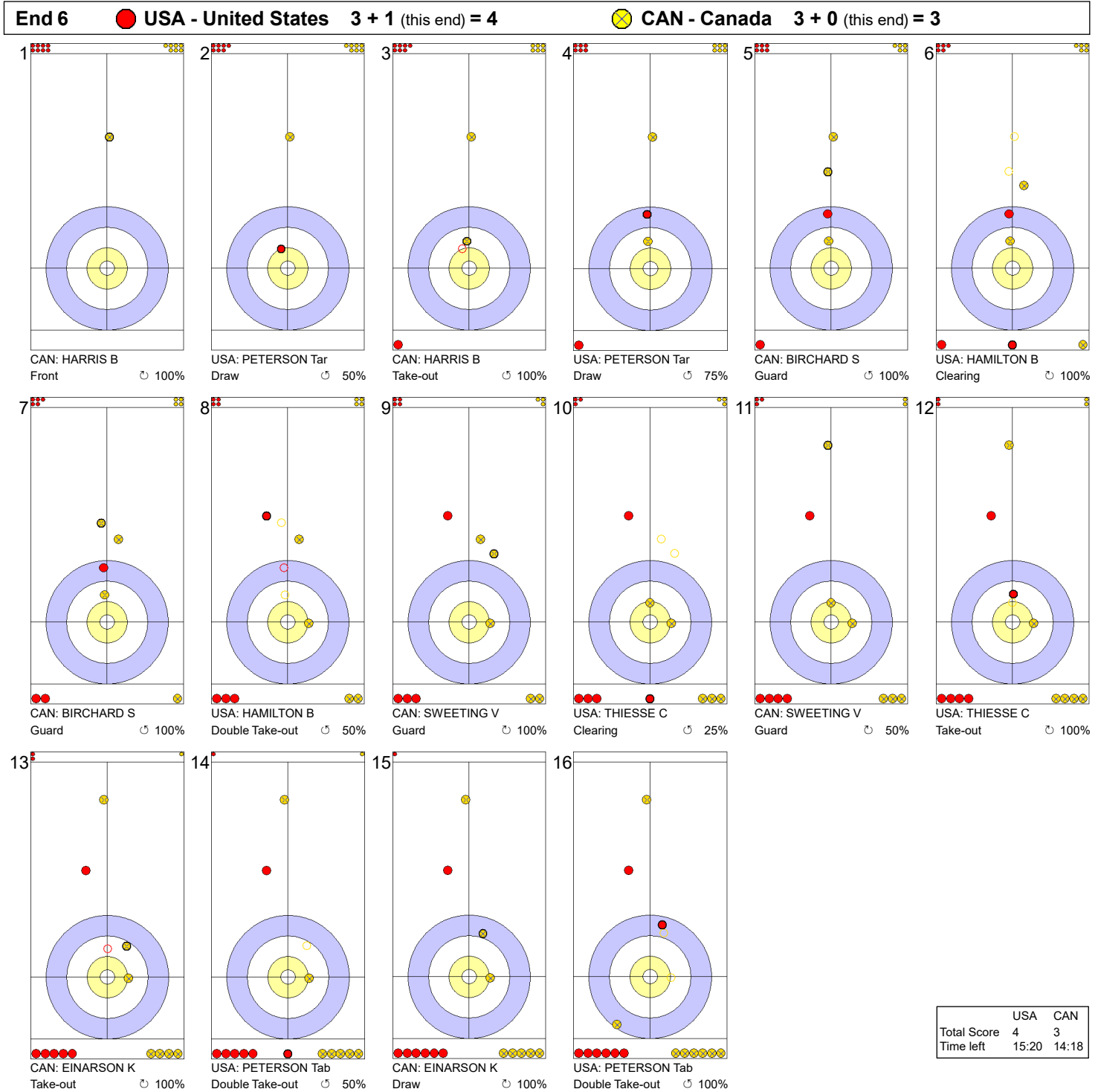
**Legend:**  
 ↻ Clockwise      ↺ Counter-clockwise      - Not considered



SUN 19 MAR 2023  
Start Time 9:00

Round Robin Session 3 - Sheet B

Game - Shot by Shot



**Legend:**  
 ↻ Clockwise      ↺ Counter-clockwise      - Not considered

**SUN 19 MAR 2023**  
 Start Time 9:00

**Round Robin Session 3 - Sheet B**

**Game - Shot by Shot**

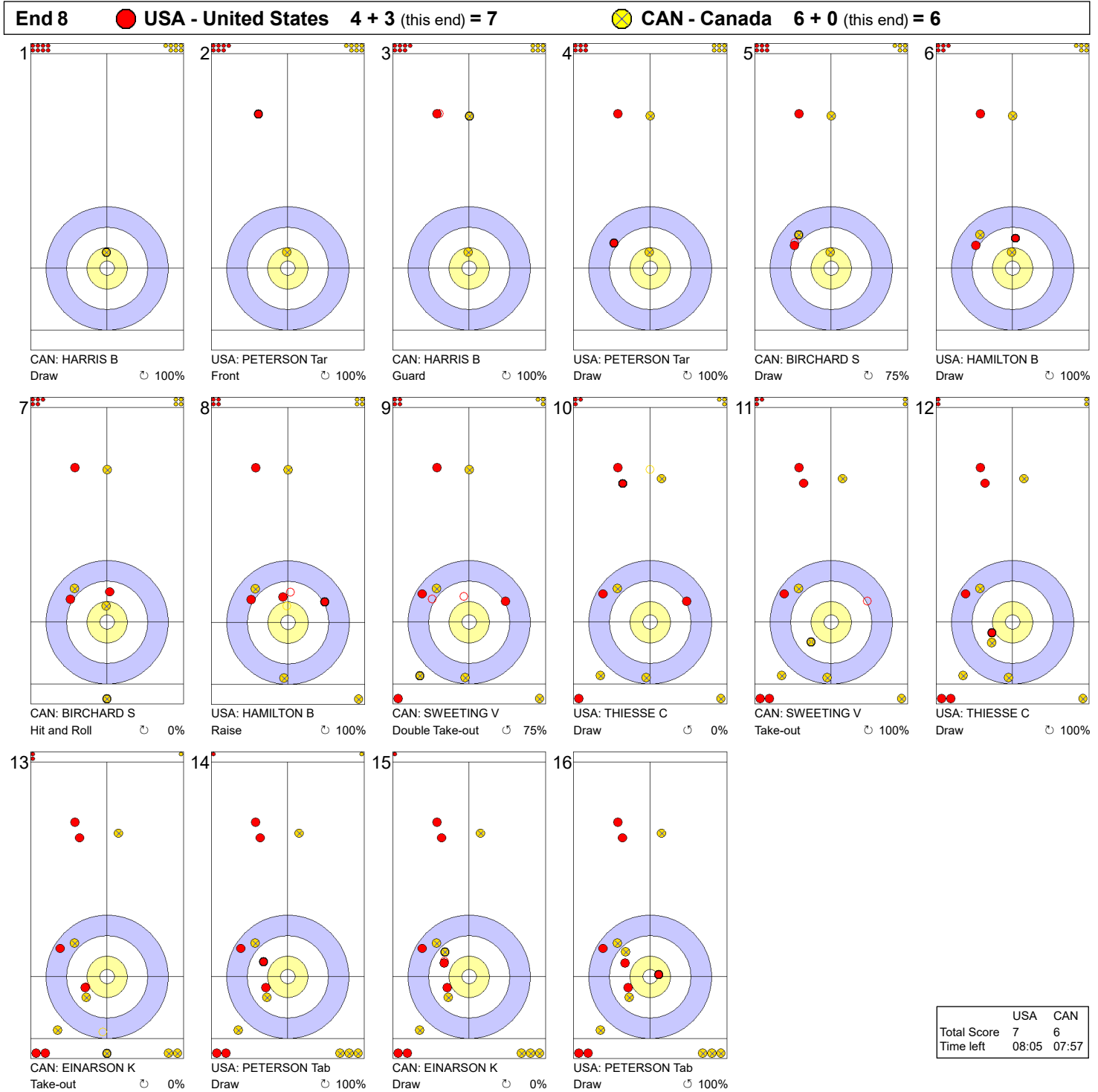


**Legend:**  
 ↻ Clockwise      ↺ Counter-clockwise      - Not considered

**SUN 19 MAR 2023**
  
**Start Time 9:00**

**Round Robin Session 3 - Sheet B**

**Game - Shot by Shot**



**Legend:**
  
 ↻ Clockwise      ↺ Counter-clockwise      - Not considered

SUN 19 MAR 2023  
Start Time 9:00

Round Robin Session 3 - Sheet B

Game - Shot by Shot



**Legend:**  
 ↻ Clockwise   ↺ Counter-clockwise   - Not considered

**SUN 19 MAR 2023**  
 Start Time 9:00

**Round Robin Session 3 - Sheet B**

**Game - Shot by Shot**



**Legend:**  
 ⌚ Clockwise      ⌚ Counter-clockwise      - Not considered



SUN 19 MAR 2023  
Start Time 9:00

Round Robin Session 3 - Sheet C

## Game Results

Sheet	Game	Team	LSFE	1	2	3	4	5	6	7	8	9	10	Extra Ends	Total
C	2	SCO - Scotland	*	0	0	2	0	3	0	1	1	0	0		7
	2	DEN - Denmark		1	3	0	2	0	1	0	0	1	1		9

SCO - Scotland		Shot Success	Game	All
4 S	MORRISON Rebecca	71%		75%
3 V	AITKEN Gina	81%		76%
2	SINCLAIR Sophie	80%		67%
1	JACKSON Sophie	68%		80%
A	DODDS Jennifer	-		-
Team Total		75%		75%

DEN - Denmark		Shot Success	Game	All
4 S	DUPONT Madeleine	74%		76%
3 V	HALSE Mathilde	49%		64%
2	DUPONT Denise	73%		73%
1	LARSEN My	86%		86%
A	LANDER Jasmin	-		-
Team Total		70%		75%

Last Stone Draw		Distance
⌚	JACKSON Sophie	34.2cm
⌚	AITKEN Gina	65.6cm
<b>Total</b>		<b>99.8cm</b>

Last Stone Draw		Distance
⌚	DUPONT Madeleine	33.1cm
⌚	DUPONT Denise	92.6cm
<b>Total</b>		<b>125.7cm</b>

Time remaining: 0 minutes 52 seconds

Time-out: End 9 - SCO stone 7

Time remaining: 1 minute 20 seconds

Time-out: End 10 - DEN stone 6

## Shot Success Analysis

SCO - Scotland		⌚	⌚	Game	
4	MORRISON Rebecca	Draws	6 63%	7 96%	13 81%
		Take-outs	4 50%	3 58%	7 54%
		Total	10 58%	10 85%	20 71%
3	AITKEN Gina	Draws	11 86%	4 88%	15 87%
		Take-outs	4 56%	1 100%	5 65%
		Total	15 78%	5 90%	20 81%
2	SINCLAIR Sophie	Draws	9 89%	0 -	9 89%
		Take-outs	3 50%	8 81%	11 73%
		Total	12 79%	8 81%	20 80%
1	JACKSON Sophie	Draws	12 79%	5 80%	17 79%
		Take-outs	3 0%	0 -	3 0%
		Total	15 63%	5 80%	20 68%
A	DODDS Jennifer	Draws	0 -	0 -	0 -
		Take-outs	0 -	0 -	0 -
		Total	0 -	0 -	0 -
Team		Draws	38 81%	16 89%	54 83%
		Take-outs	14 41%	12 77%	26 58%
		Total	52 70%	28 84%	80 75%

DEN - Denmark		⌚	⌚	Game	
4	DUPONT Madeleine	Draws	5 95%	5 65%	10 80%
		Take-outs	3 83%	6 58%	9 67%
		Total	8 91%	11 61%	19 74%
3	HALSE Mathilde	Draws	3 42%	3 67%	6 54%
		Take-outs	6 13%	8 72%	14 46%
		Total	9 22%	11 70%	20 49%
2	DUPONT Denise	Draws	6 83%	6 71%	12 77%
		Take-outs	7 61%	1 100%	8 66%
		Total	13 71%	7 75%	20 73%
1	LARSEN My	Draws	14 86%	5 90%	19 87%
		Take-outs	1 75%	0 -	1 75%
		Total	15 85%	5 90%	20 86%
A	LANDER Jasmin	Draws	0 -	0 -	0 -
		Take-outs	0 -	0 -	0 -
		Total	0 -	0 -	0 -
Team		Draws	28 82%	19 74%	47 79%
		Take-outs	17 49%	15 68%	32 58%
		Total	45 69%	34 71%	79 70%

### Note:

Position and function for each team member:

4 = Fourth, 3 = Third, 2 = Second, 1 = Lead, A = Alternate, S = Skip, V = Vice-Skip

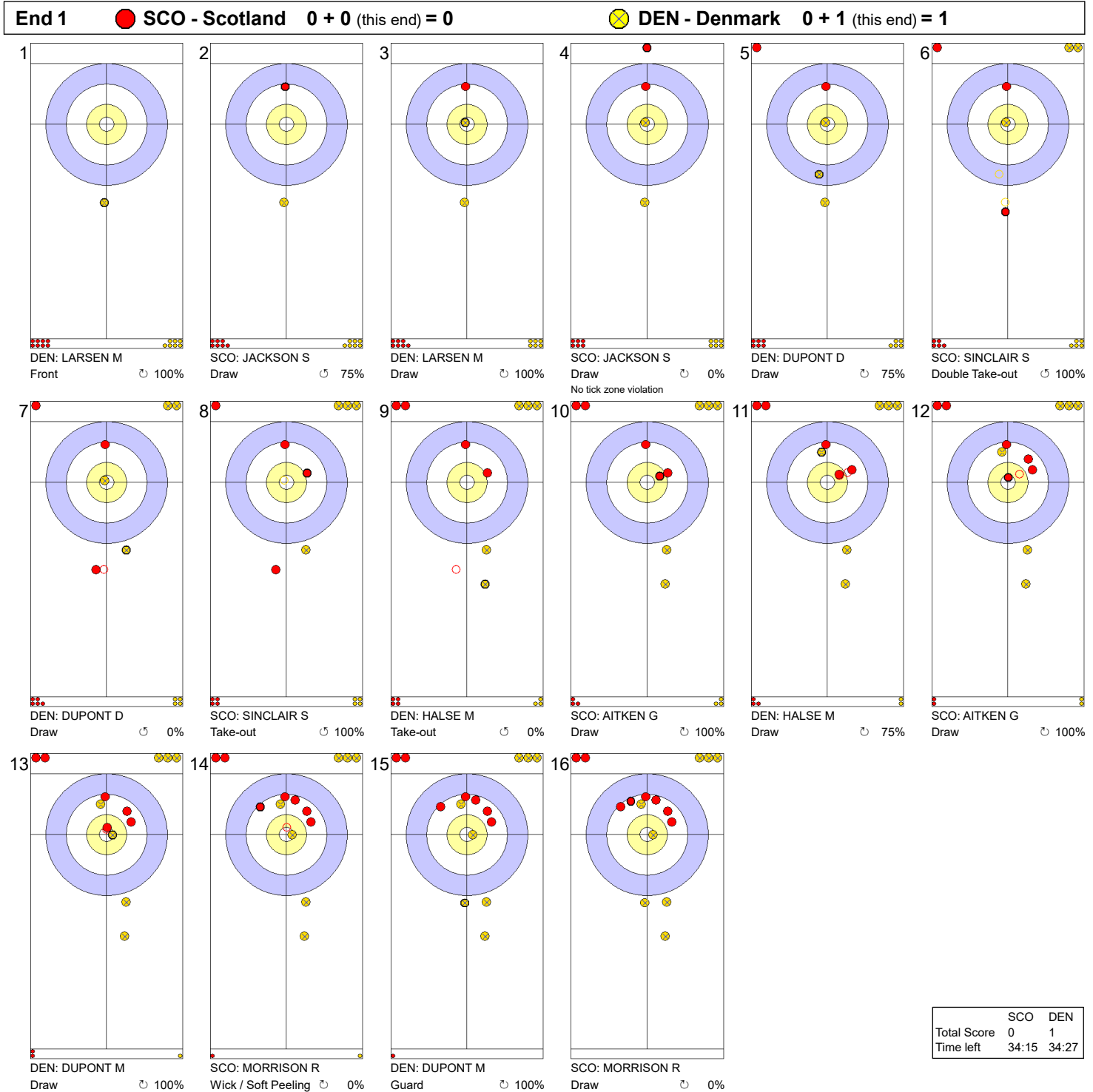
### Legend:

⌚ Clockwise

⌚ Counter-clockwise

LSFE(\*) Last Stone First End

Game - Shot by Shot

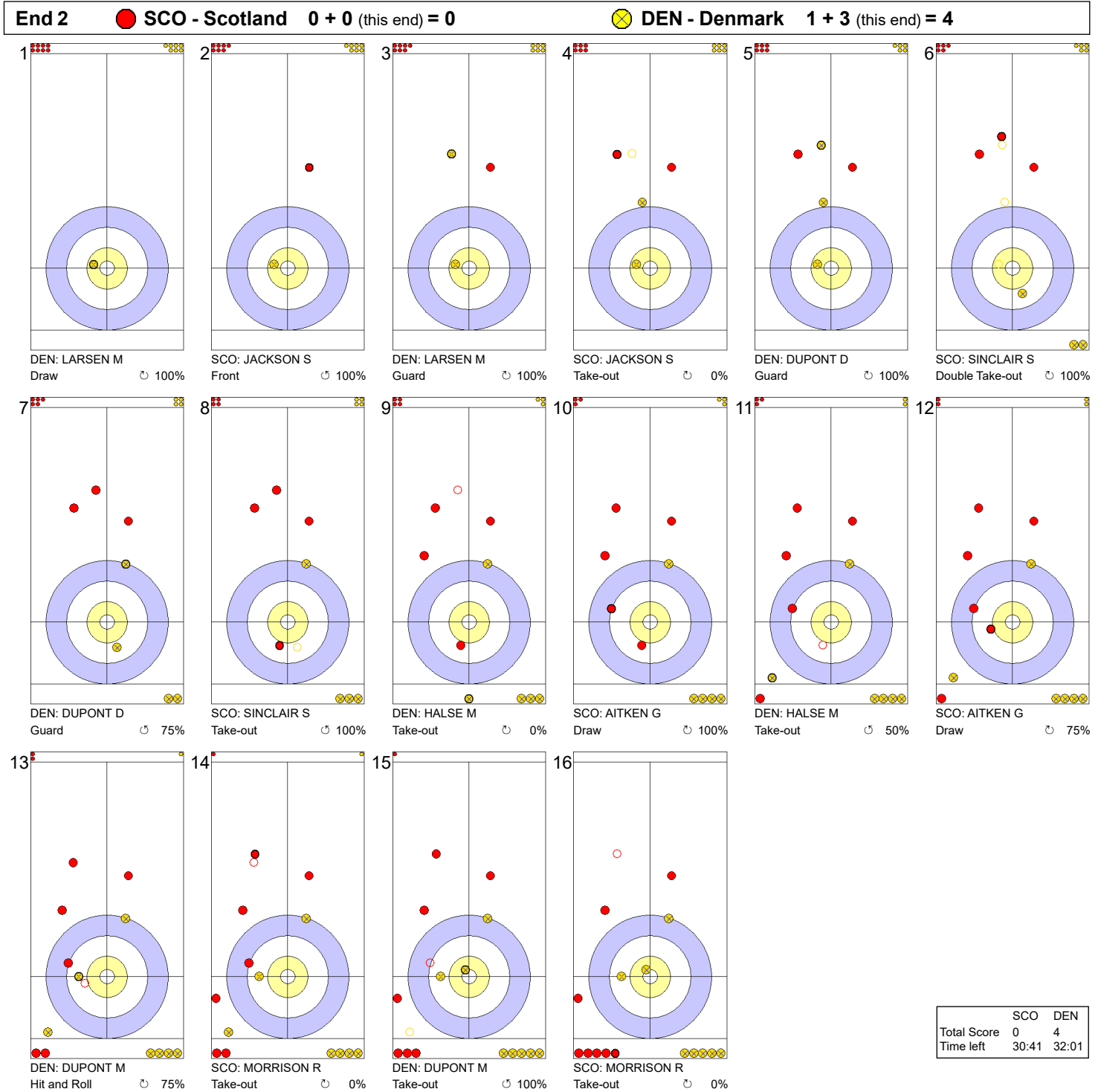


**Legend:**  
 ↻ Clockwise      ↺ Counter-clockwise      - Not considered

**SUN 19 MAR 2023**  
 Start Time 9:00

**Round Robin Session 3 - Sheet C**

**Game - Shot by Shot**



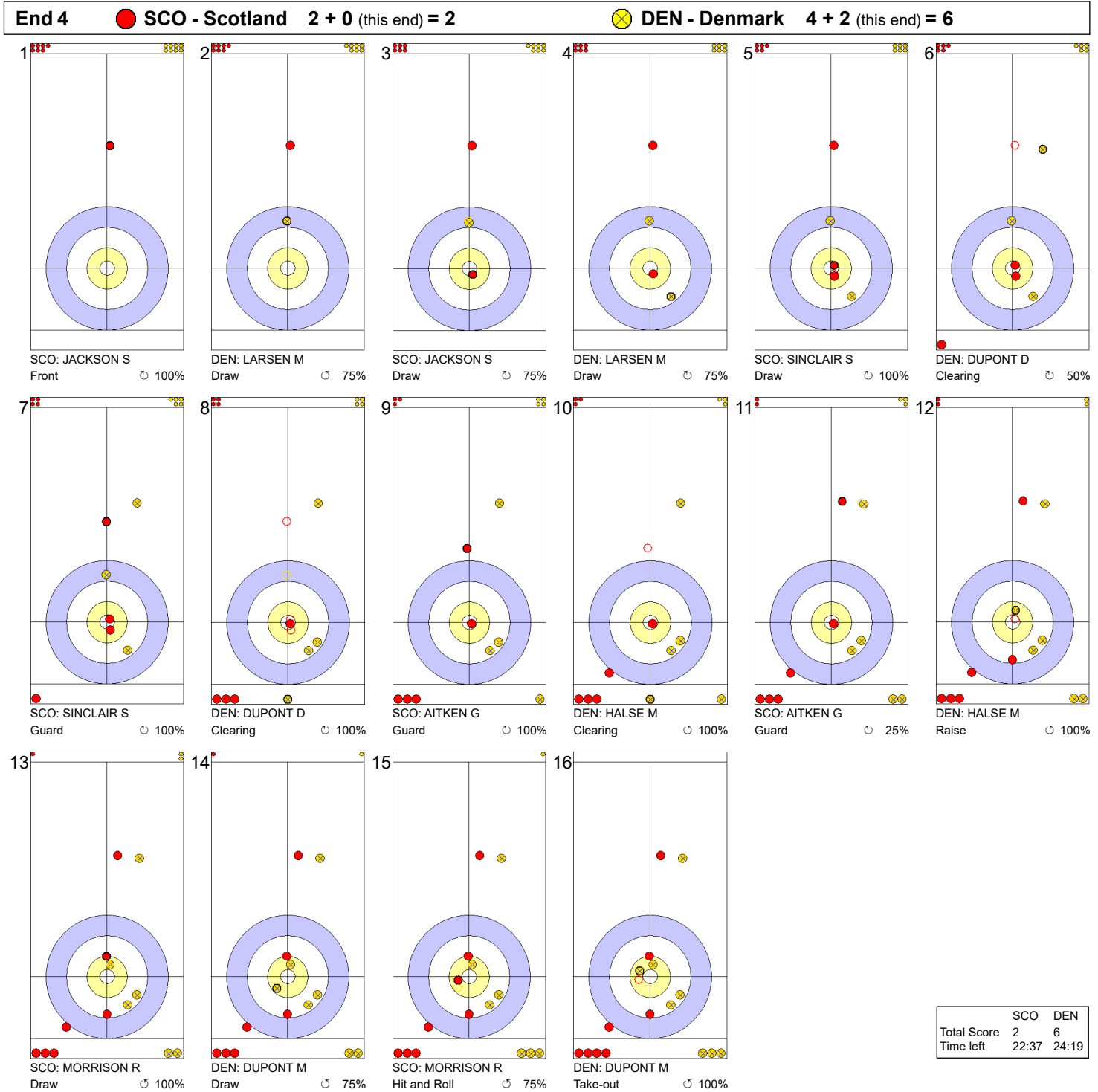
**Legend:**  
 ↻ Clockwise      ↺ Counter-clockwise      - Not considered



**SUN 19 MAR 2023**  
 Start Time 9:00

**Round Robin Session 3 - Sheet C**

**Game - Shot by Shot**



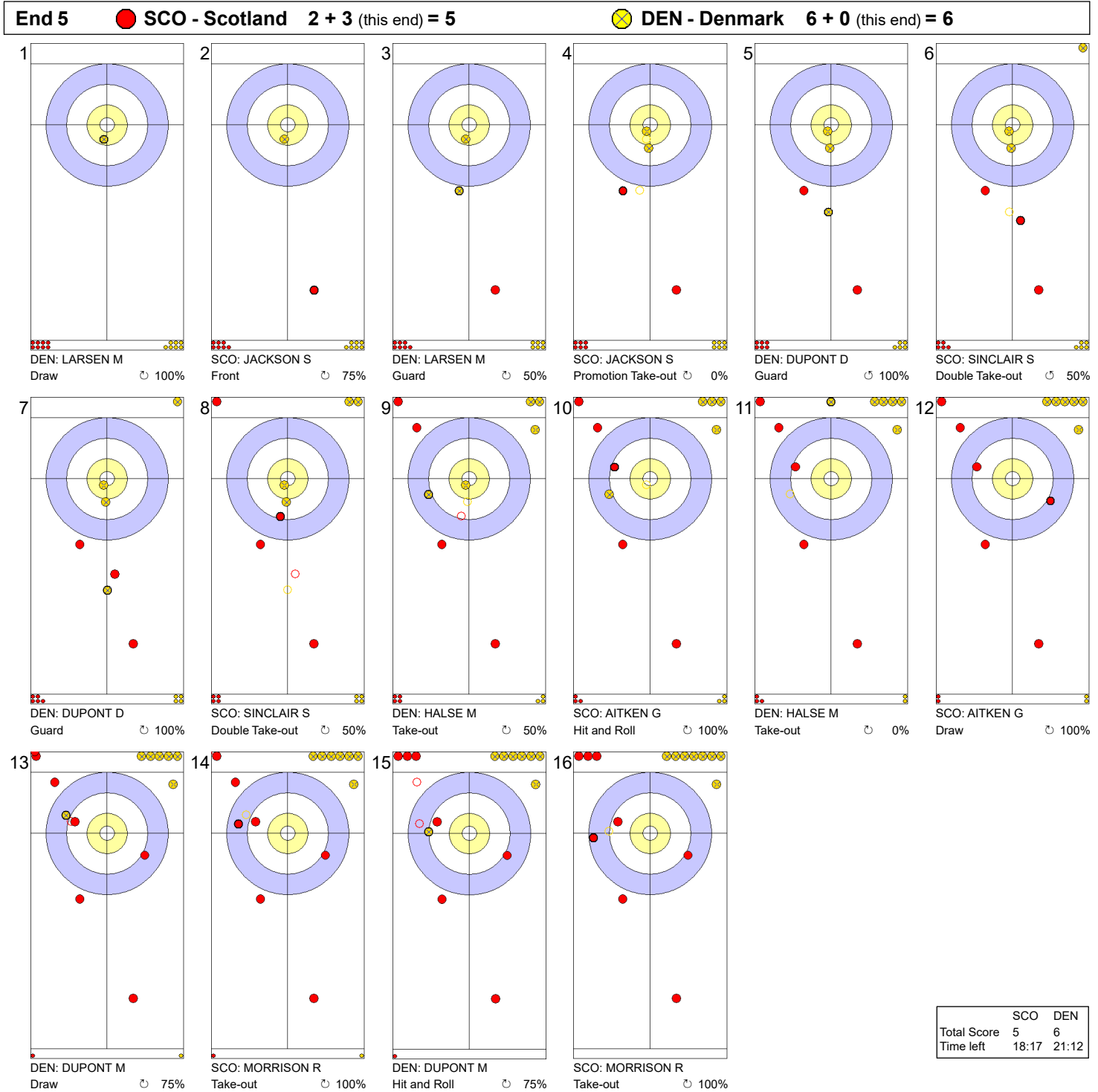
	SCO	DEN
Total Score	2	6
Time left	22:37	24:19

**Legend:**  
 ↻ Clockwise      ↺ Counter-clockwise      - Not considered

**SUN 19 MAR 2023**  
 Start Time 9:00

**Round Robin Session 3 - Sheet C**

**Game - Shot by Shot**

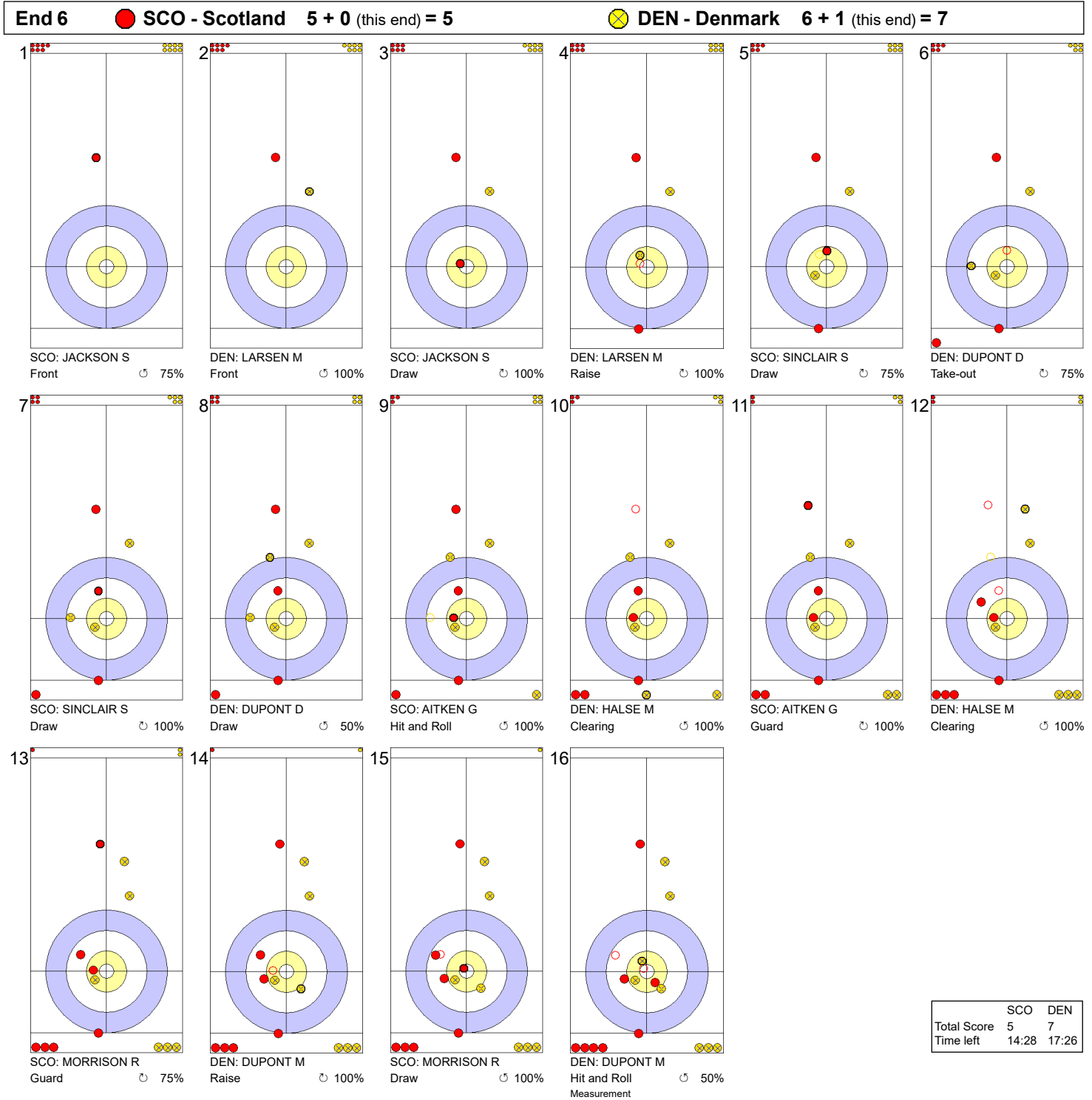


**Legend:**  
 ↻ Clockwise                      ↺ Counter-clockwise                      - Not considered

**SUN 19 MAR 2023**  
 Start Time 9:00

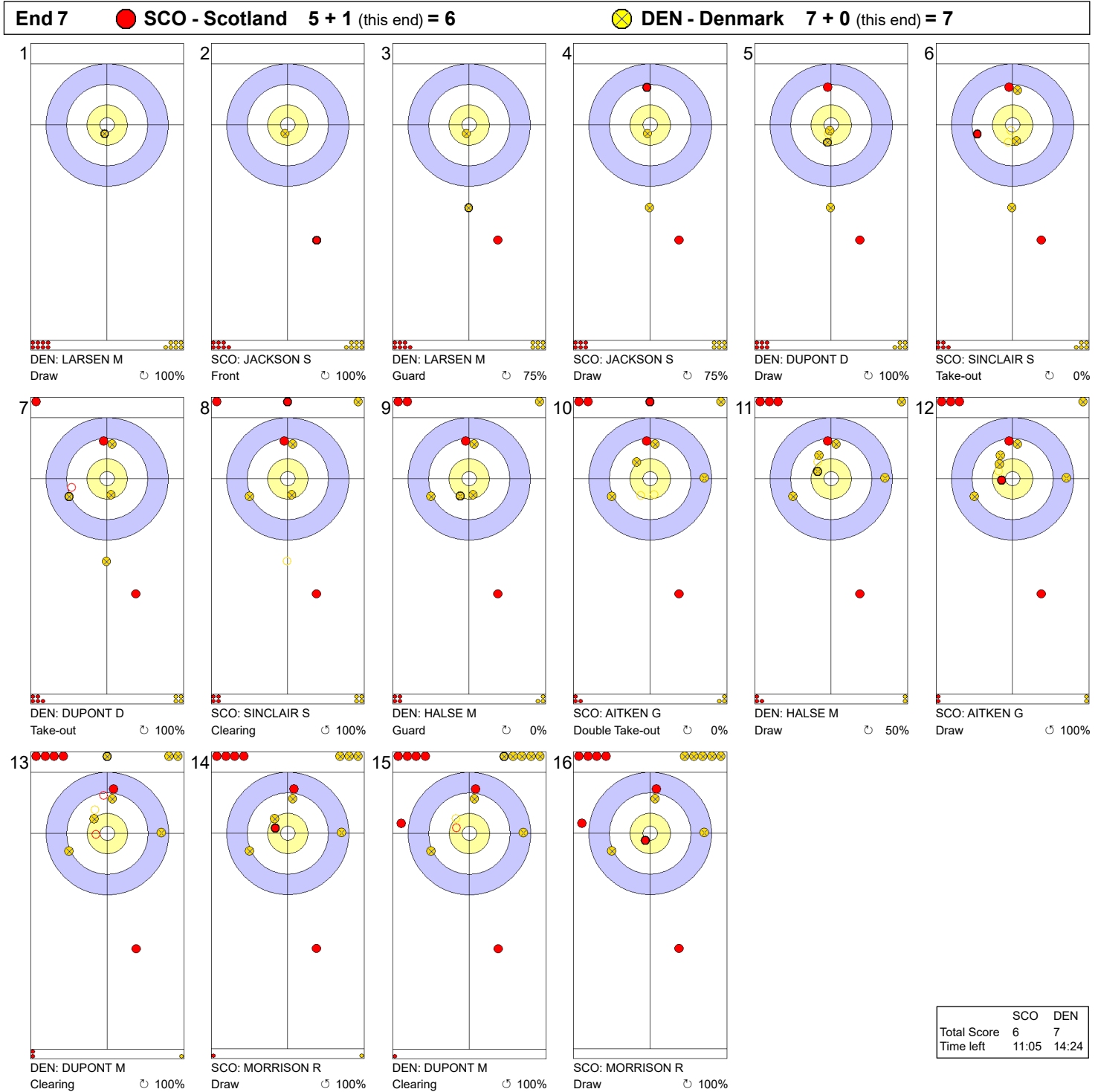
**Round Robin Session 3 - Sheet C**

**Game - Shot by Shot**



**Legend:**  
 ⌚ Clockwise      ⌚ Counter-clockwise      - Not considered

Game - Shot by Shot



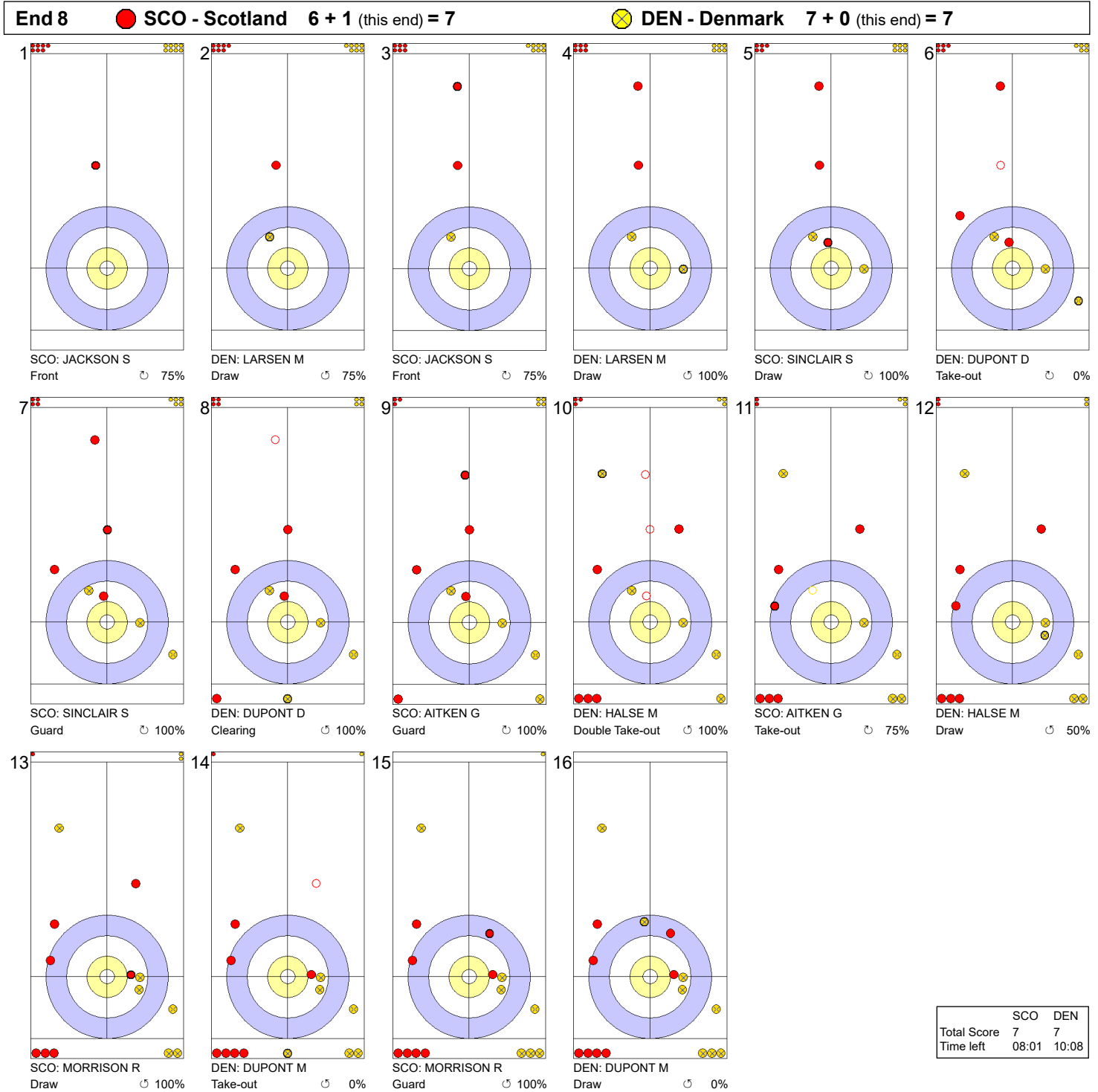
**Legend:**  
 ↻ Clockwise      ↺ Counter-clockwise      - Not considered



**SUN 19 MAR 2023**  
 Start Time 9:00

**Round Robin Session 3 - Sheet C**

**Game - Shot by Shot**



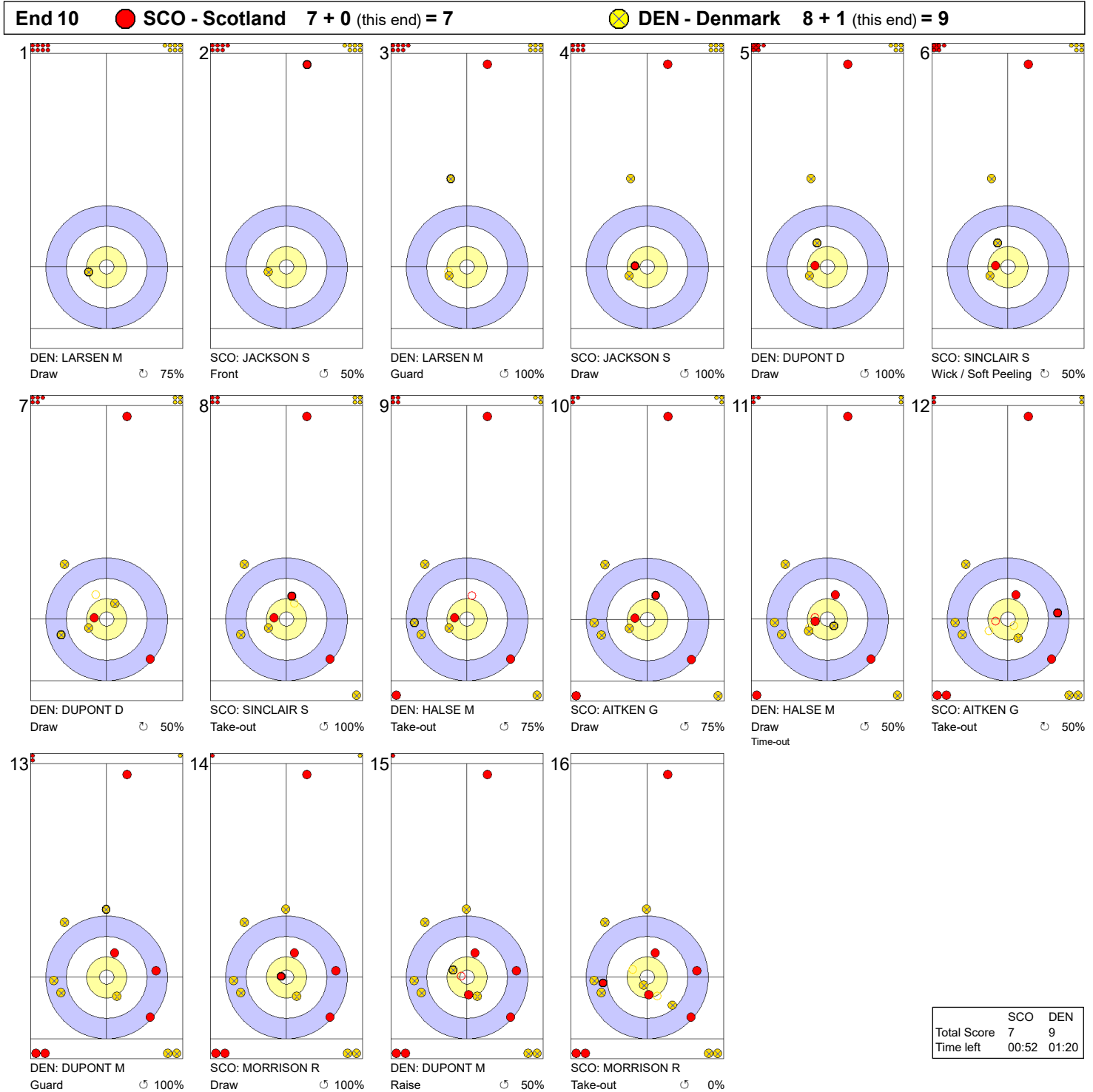
**Legend:**  
 ↻ Clockwise      ↺ Counter-clockwise      - Not considered



**SUN 19 MAR 2023**  
 Start Time 9:00

**Round Robin Session 3 - Sheet C**

**Game - Shot by Shot**



**Legend:**  
 ↻ Clockwise      ↺ Counter-clockwise      - Not considered

SUN 19 MAR 2023  
Start Time 9:00

Round Robin Session 3 - Sheet D

## Game Results

Sheet	Game	Team	LSFE	1	2	3	4	5	6	7	8	9	10	Extra Ends	Total
D	2	ITA - Italy	*	2	0	0	2	1	0	2	1	X	X		8
	2	KOR - Korea		0	1	1	0	0	1	0	0	X	X		3

ITA - Italy		Shot Success	Game	All
4 S	CONSTANTINI Stefania	78%		84%
3 V	LO DESERTO Marta	78%		81%
2	ROMEI Angela	86%		83%
1	ZARDINI LACEDELLI Giulia	94%		91%
A	GILBERTI Camilla	-		-
Team Total		84%		85%

KOR - Korea		Shot Success	Game	All
4 S	HA Seungyoun	58%		68%
3 V	KIM Hyerin	92%		83%
2	YANG Taei	72%		74%
1	KIM Sujin	92%		91%
A	-	-		-
Team Total		79%		79%

Last Stone Draw		Distance
⌚	LO DESERTO Marta	22.7cm
⌚	ROMEI Angela	35.9cm
<b>Total</b>		<b>58.6cm</b>

Last Stone Draw		Distance
⌚	KIM Sujin	87.3cm
⌚	KIM Hyerin	19.5cm
<b>Total</b>		<b>106.8cm</b>

Time remaining: 6 minutes 3 seconds

Time-out: End 7 - ITA stone 5

Time remaining: 4 minutes 54 seconds

Time-out: End 8 - KOR stone 6

## Shot Success Analysis

ITA - Italy		⌚	⌚	Game
4	CONSTANTINI Stefania	Draws	7 79%	1 100% 8 81%
		Take-outs	6 67%	2 100% 8 75%
		Total	13 73%	3 100% 16 78%
3	LO DESERTO Marta	Draws	3 67%	0 - 3 67%
		Take-outs	8 69%	5 100% 13 81%
		Total	11 68%	5 100% 16 78%
2	ROMEI Angela	Draws	3 83%	4 94% 7 89%
		Take-outs	5 80%	4 88% 9 83%
		Total	8 81%	8 91% 16 86%
1	ZARDINI LACEDELLI Giulia	Draws	2 88%	10 93% 12 92%
		Take-outs	2 100%	2 100% 4 100%
		Total	4 94%	12 94% 16 94%
A	GILBERTI Camilla	Draws	0 -	0 - 0 -
		Take-outs	0 -	0 - 0 -
		Total	0 -	0 - 0 -
Team		Draws	15 78%	15 93% 30 86%
		Take-outs	21 74%	13 96% 34 82%
		Total	36 76%	28 95% 64 84%

KOR - Korea		⌚	⌚	Game
4	HA Seungyoun	Draws	7 68%	2 50% 9 64%
		Take-outs	5 60%	2 25% 7 50%
		Total	12 65%	4 38% 16 58%
3	KIM Hyerin	Draws	4 94%	2 100% 6 96%
		Take-outs	9 89%	1 100% 10 90%
		Total	13 90%	3 100% 16 92%
2	YANG Taei	Draws	4 81%	0 - 4 81%
		Take-outs	3 75%	9 67% 12 69%
		Total	7 79%	9 67% 16 72%
1	KIM Sujin	Draws	11 89%	1 100% 12 90%
		Take-outs	4 100%	0 - 4 100%
		Total	15 92%	1 100% 16 92%
A	-	Draws	0 -	0 - 0 -
		Take-outs	0 -	0 - 0 -
		Total	0 -	0 - 0 -
Team		Draws	26 83%	5 80% 31 82%
		Take-outs	21 82%	12 63% 33 75%
		Total	47 82%	17 68% 64 79%

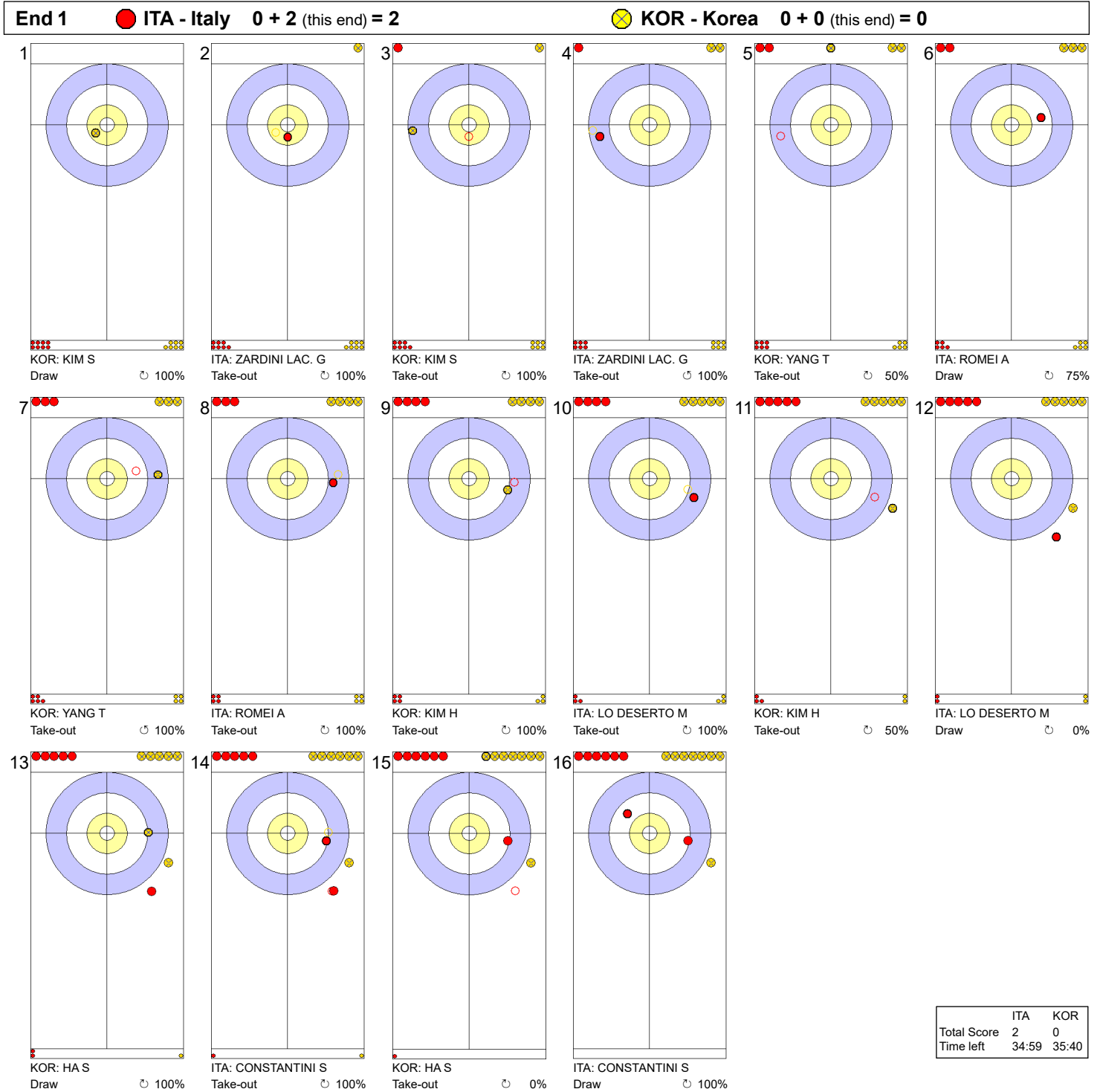
**Note:**  
Position and function for each team member:  
4 = Fourth, 3 = Third, 2 = Second, 1 = Lead, A = Alternate, S = Skip, V = Vice-Skip

**Legend:**  
⌚ Clockwise      ⌚ Counter-clockwise      LSFE(\*) Last Stone First End  
X Unplayed/unfinished end due to concession

SUN 19 MAR 2023  
Start Time 9:00

Round Robin Session 3 - Sheet D

**Game - Shot by Shot**

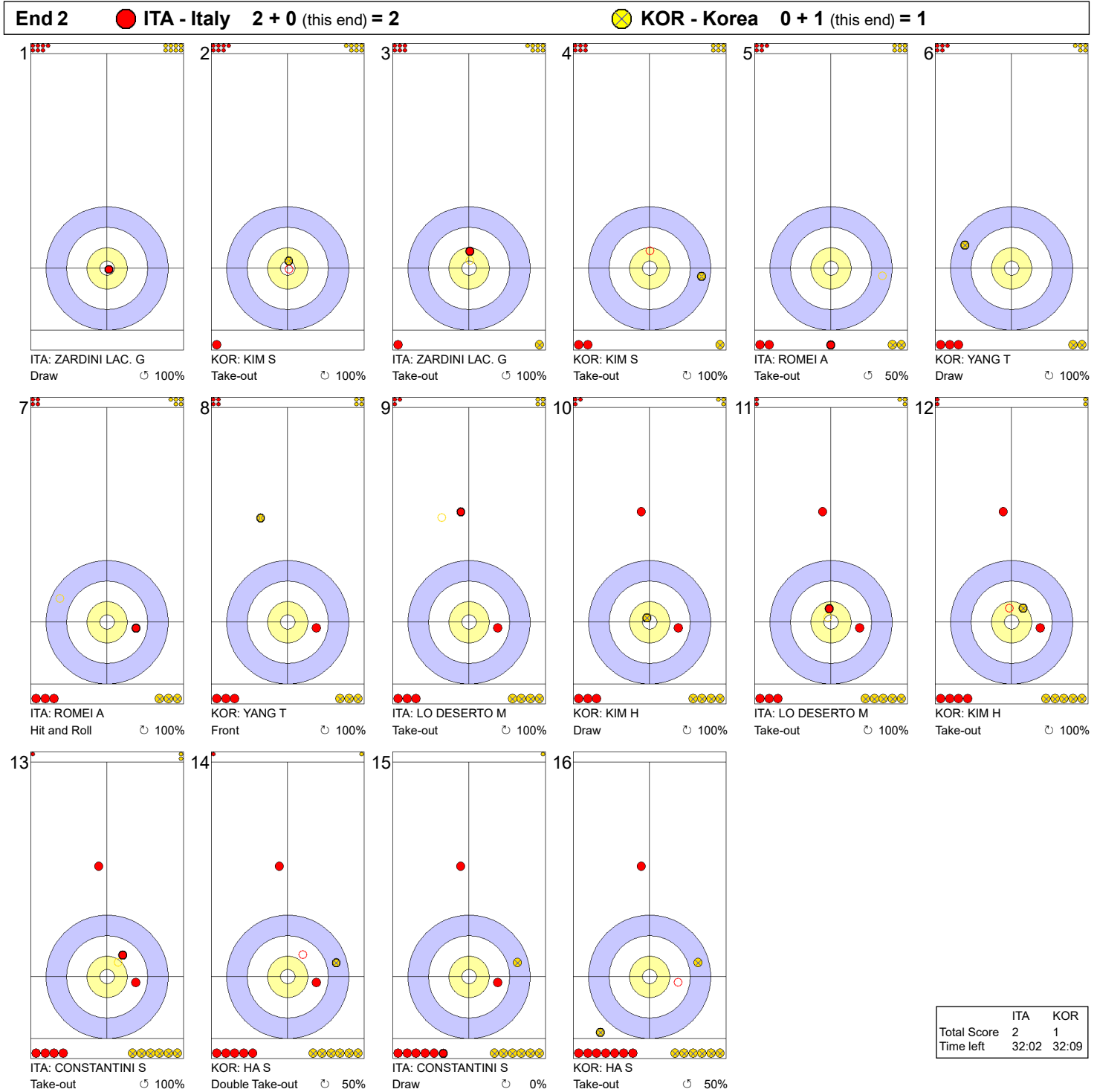


**Legend:**  
 ↻ Clockwise      ↺ Counter-clockwise      - Not considered

**SUN 19 MAR 2023**  
 Start Time 9:00

**Round Robin Session 3 - Sheet D**

**Game - Shot by Shot**

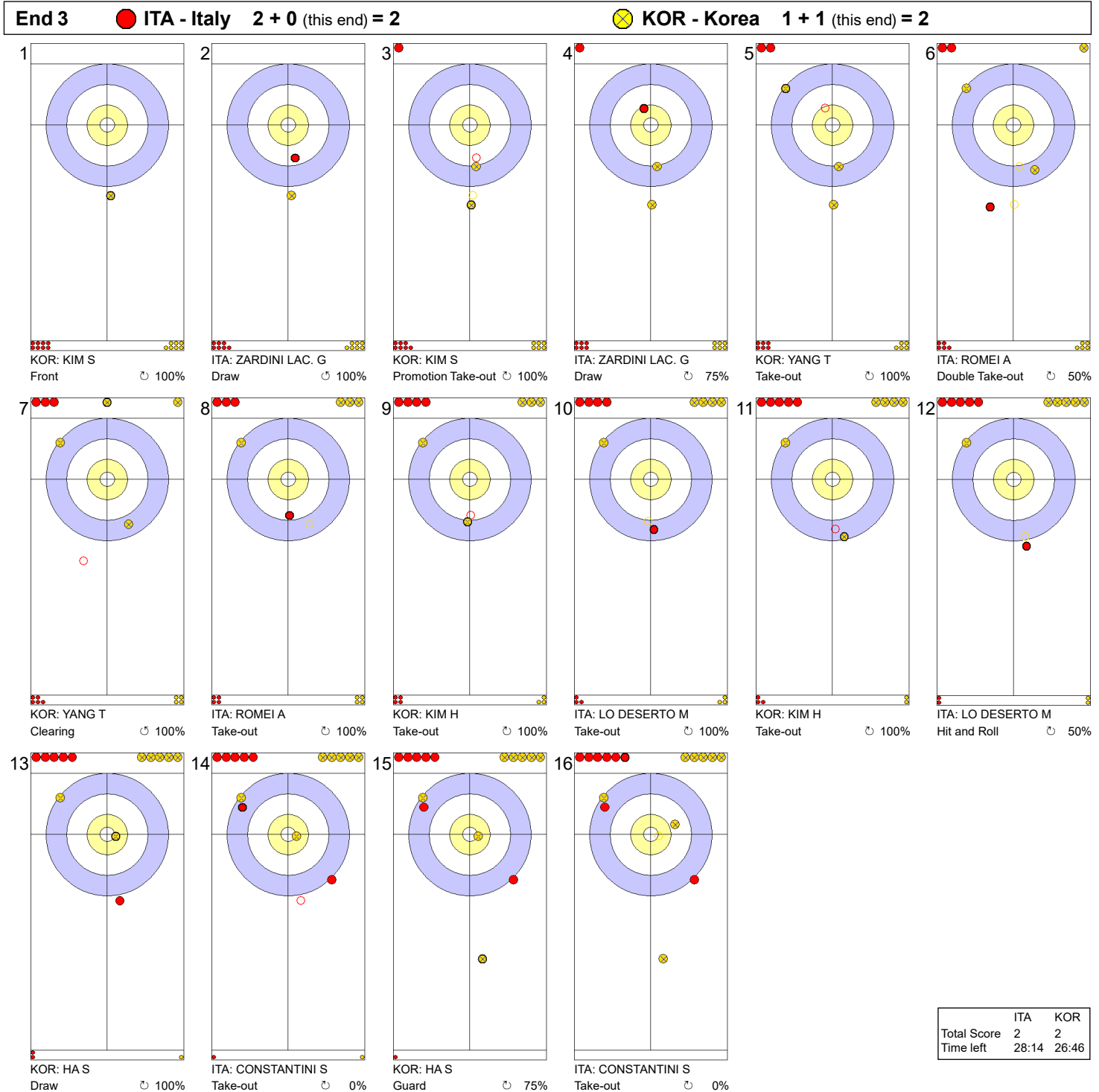


**Legend:**  
 ↻ Clockwise      ↺ Counter-clockwise      - Not considered

SUN 19 MAR 2023  
Start Time 9:00

Round Robin Session 3 - Sheet D

Game - Shot by Shot

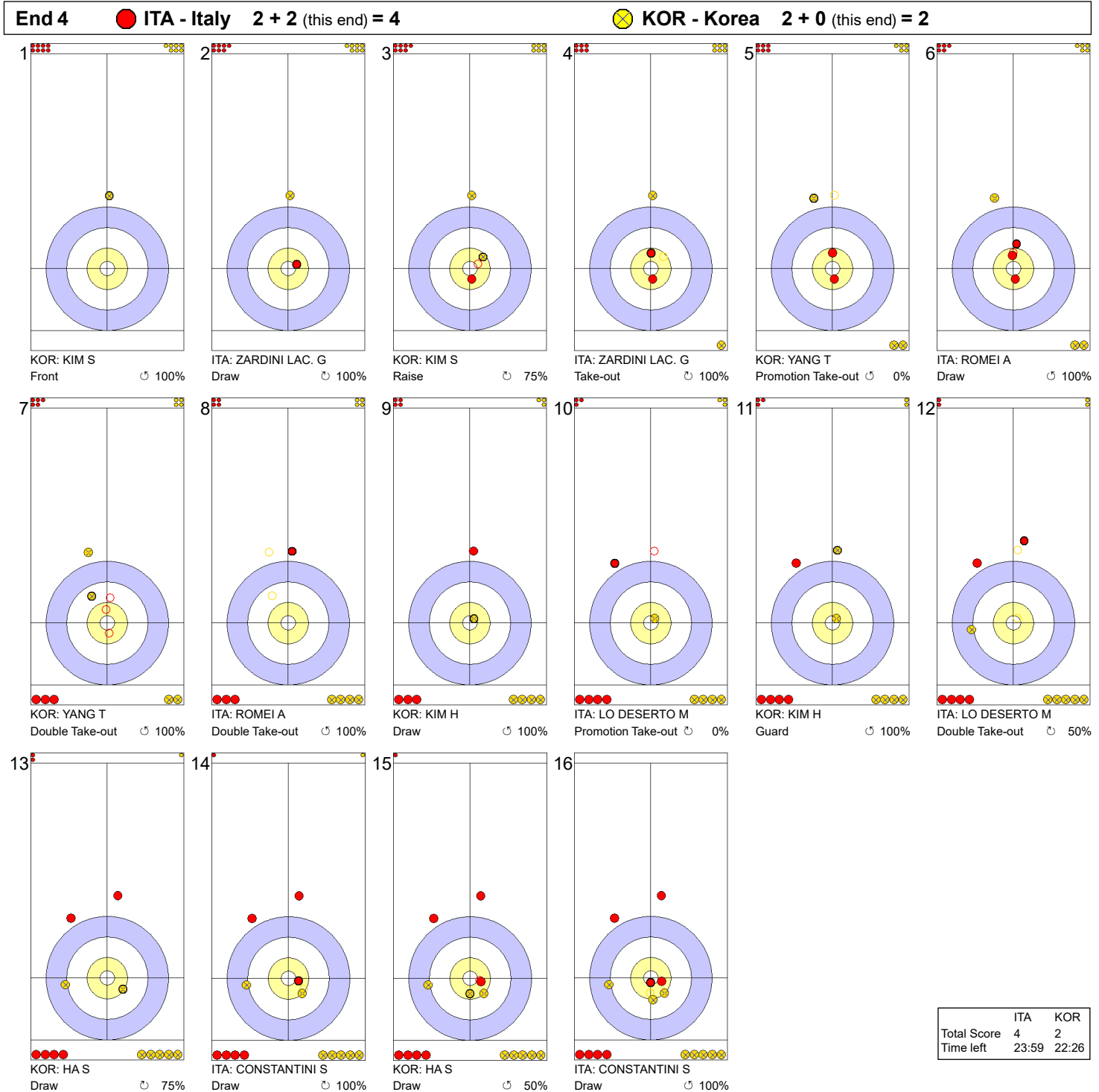


**Legend:**  
 ↻ Clockwise      ↺ Counter-clockwise      - Not considered

SUN 19 MAR 2023  
Start Time 9:00

Round Robin Session 3 - Sheet D

Game - Shot by Shot



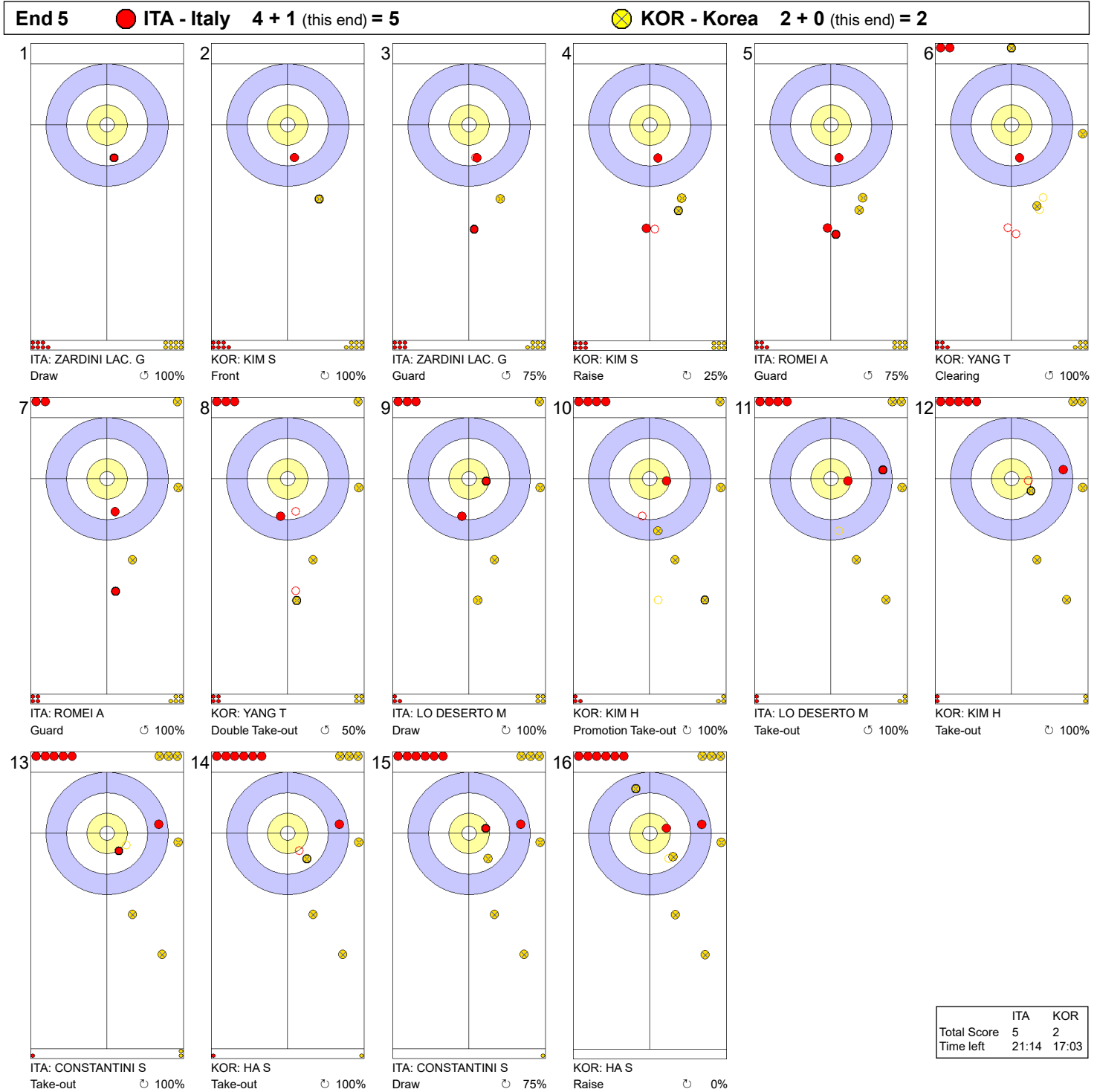
**Legend:**  
 ↻ Clockwise      ↺ Counter-clockwise      - Not considered



**SUN 19 MAR 2023**  
 Start Time 9:00

**Round Robin Session 3 - Sheet D**

**Game - Shot by Shot**

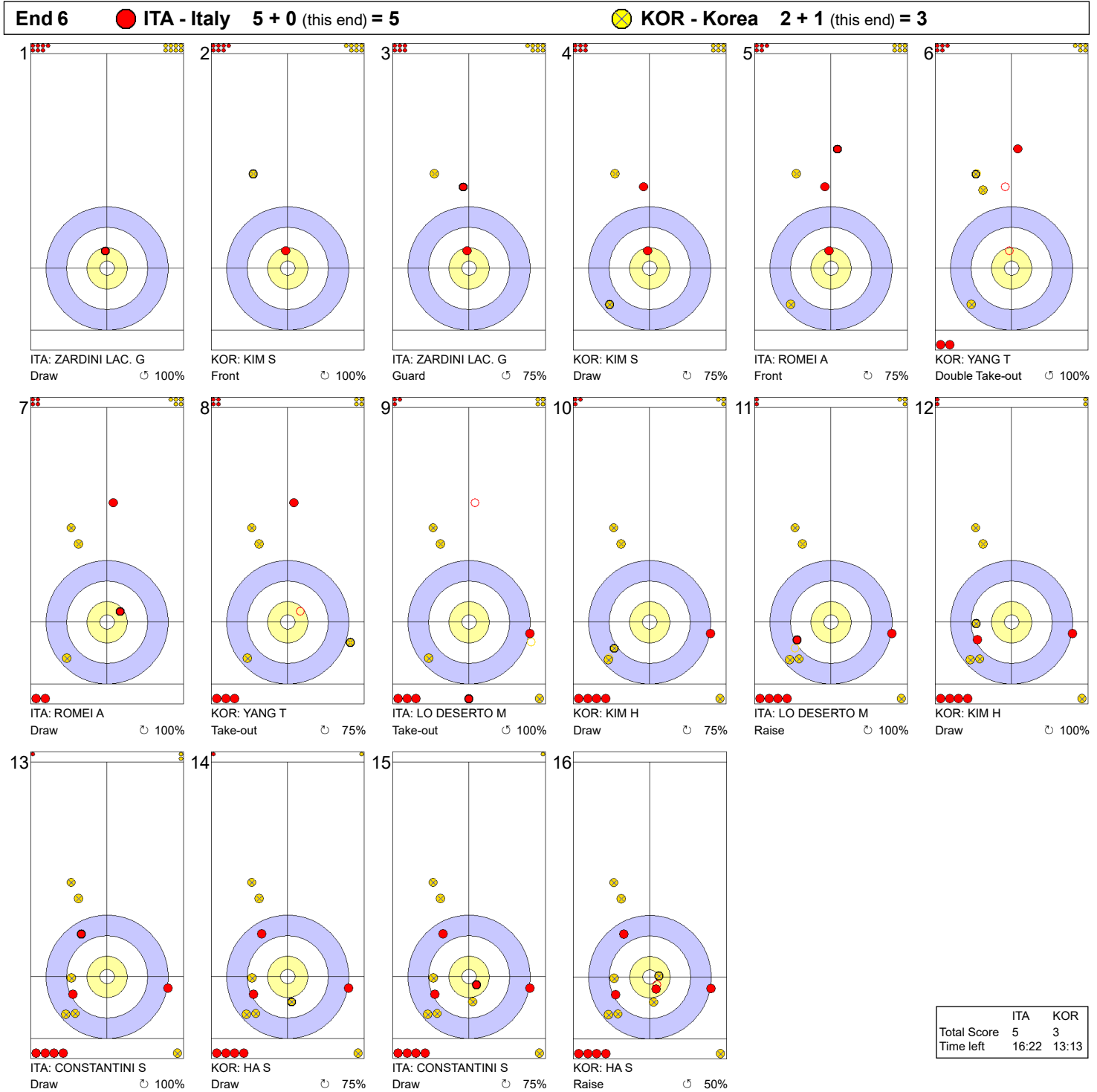


**Legend:**  
 ↻ Clockwise      ↺ Counter-clockwise      - Not considered

SUN 19 MAR 2023  
Start Time 9:00

Round Robin Session 3 - Sheet D

Game - Shot by Shot

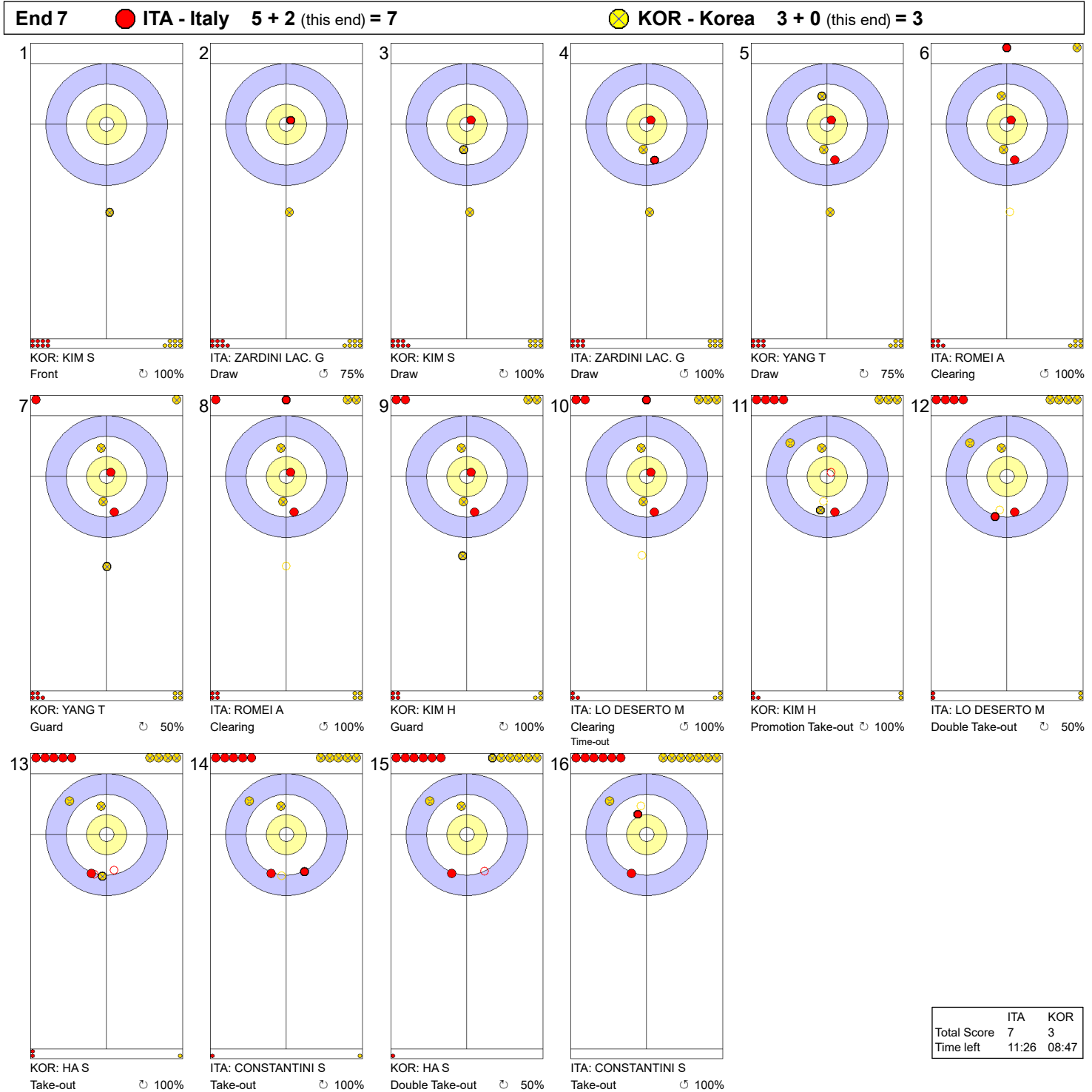


**Legend:**  
 ↻ Clockwise      ↺ Counter-clockwise      - Not considered

SUN 19 MAR 2023  
Start Time 9:00

Round Robin Session 3 - Sheet D

Game - Shot by Shot

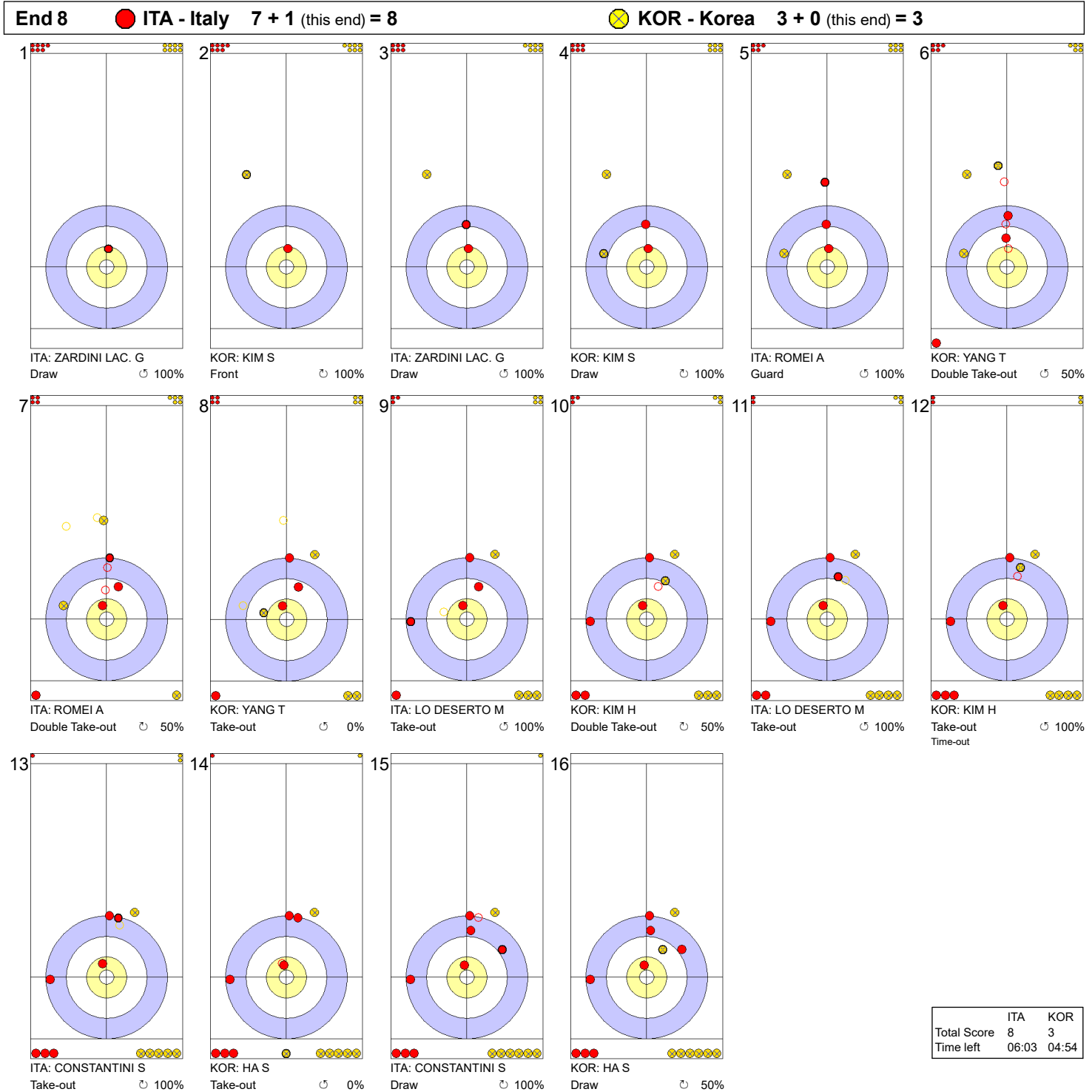


**Legend:**  
 ↻ Clockwise      ↺ Counter-clockwise      - Not considered

**SUN 19 MAR 2023**  
 Start Time 9:00

**Round Robin Session 3 - Sheet D**

**Game - Shot by Shot**



**Legend:**  
 ↻ Clockwise      ↺ Counter-clockwise      - Not considered

## Session Results and Standings

Sheet	Game	Team	LSFE	1	2	3	4	5	6	7	8	9	10	Extra Ends	Total
A	1	GER - Germany	*	0	0	0	3	0	0	2	0	0	X		5
	1	SCO - Scotland		2	1	2	0	1	1	0	1	4	X		12
B	1	ITA - Italy		4	1	1	0	3	3	X	X	X	X		12
	1	TUR - Türkiye	*	0	0	0	1	0	0	X	X	X	X		1
C	2	SUI - Switzerland		0	6	0	2	2	1	X	X	X	X		11
	2	JPN - Japan	*	1	0	1	0	0	0	X	X	X	X		2
D	1	CAN - Canada	*	1	0	0	0	1	0	0	1	2	4		9
	2	SWE - Sweden		0	1	1	0	0	0	2	0	0	0		4

## Current Standings

Rank	Team	Games	Wins	Losses
1	SUI - Switzerland	2	2	0
2	CAN - Canada	1	1	0
2	DEN - Denmark	1	1	0
2	ITA - Italy	1	1	0
2	NOR - Norway	1	1	0
2	SCO - Scotland	1	1	0
7	SWE - Sweden	2	1	1
8	GER - Germany	1	0	1
8	KOR - Korea	1	0	1
8	NZL - New Zealand	1	0	1
8	TUR - Türkiye	1	0	1
8	USA - United States	1	0	1
13	JPN - Japan	2	0	2

**Note:**  
Under WCF rules, tie-breaking rules for standings are not applied until after the last game of the round robin.

**Legend:**  
LSFE(\*) Last Stone First End      X      Unplayed/unfinished end due to concession

SAT 18 MAR 2023  
Start Time 19:00

Round Robin Session 2 - Sheet A

## Game Results

Sheet	Game	Team	LSFE	1	2	3	4	5	6	7	8	9	10	Extra Ends	Total
A	1	GER - Germany	*	0	0	0	3	0	0	2	0	0	X		5
	1	SCO - Scotland		2	1	2	0	1	1	0	1	4	X		12

GER - Germany		Shot Success	Game	All
4 S	JENTSCH Daniela	54 %		54 %
3 V	ABBES Emira	71 %		71 %
2	KAPP Lena	64 %		64 %
1	JENTSCH Analena	85 %		85 %
A	SCHOELL Pia-Lisa	-		-
Team Total		68 %		68 %

SCO - Scotland		Shot Success	Game	All
4 S	MORRISON Rebecca	79 %		79 %
3 V	AITKEN Gina	71 %		71 %
2	SINCLAIR Sophie	53 %		53 %
1	JACKSON Sophie	93 %		93 %
A	DODDS Jennifer	-		-
Team Total		74 %		74 %

Last Stone Draw		Distance
⌚	JENTSCH Analena	47.2cm
⌚	KAPP Lena	13.6cm
<b>Total</b>		<b>60.8cm</b>

Last Stone Draw		Distance
⌚	SINCLAIR Sophie	48.7cm
⌚	MORRISON Rebecca	50.4cm
<b>Total</b>		<b>99.1cm</b>

Time remaining: 2 minutes 18 seconds

Time-out: End 4 - GER stone 7

Time remaining: 4 minutes 33 seconds

Time-out: End 4 - SCO stone 8

## Shot Success Analysis

GER - Germany		⌚	⌚	Game
4	JENTSCH Daniela	Draws	0 - 6 33%	6 33%
		Take-outs	5 80% 7 54%	12 65%
		Total	5 80% 13 44%	18 54%
3	ABBES Emira	Draws	6 92% 5 65%	11 80%
		Take-outs	6 58% 1 50%	7 57%
		Total	12 75% 6 63%	18 71%
2	KAPP Lena	Draws	3 58% 5 50%	8 53%
		Take-outs	8 75% 2 63%	10 73%
		Total	11 70% 7 54%	18 64%
1	JENTSCH Analena	Draws	5 100% 13 79%	18 85%
		Take-outs	0 - 0 - 0 -	0 -
		Total	5 100% 13 79%	18 85%
A	SCHOELL Pia-Lisa	Draws	0 - 0 - 0 -	0 -
		Take-outs	0 - 0 - 0 -	0 -
		Total	0 - 0 - 0 -	0 -
Team		Draws	14 88% 29 62%	43 70%
		Take-outs	19 71% 10 55%	29 66%
		Total	33 78% 39 60%	72 68%

SCO - Scotland		⌚	⌚	Game
4	MORRISON Rebecca	Draws	1 100% 9 78%	10 80%
		Take-outs	4 88% 4 69%	8 78%
		Total	5 90% 13 75%	18 79%
3	AITKEN Gina	Draws	2 50% 3 50%	5 50%
		Take-outs	9 78% 4 81%	13 79%
		Total	11 73% 7 68%	18 71%
2	SINCLAIR Sophie	Draws	3 92% 5 70%	8 78%
		Take-outs	6 38% 4 25%	10 33%
		Total	9 56% 9 50%	18 53%
1	JACKSON Sophie	Draws	10 100% 7 82%	17 93%
		Take-outs	0 - 1 100%	1 100%
		Total	10 100% 8 84%	18 93%
A	DODDS Jennifer	Draws	0 - 0 - 0 -	0 -
		Take-outs	0 - 0 - 0 -	0 -
		Total	0 - 0 - 0 -	0 -
Team		Draws	16 92% 24 74%	40 81%
		Take-outs	19 67% 13 62%	32 65%
		Total	35 79% 37 70%	72 74%

### Note:

Position and function for each team member:

4 = Fourth, 3 = Third, 2 = Second, 1 = Lead, A = Alternate, S = Skip, V = Vice-Skip

### Legend:

⌚ Clockwise

⌚ Counter-clockwise

LSFE(\*) Last Stone First End

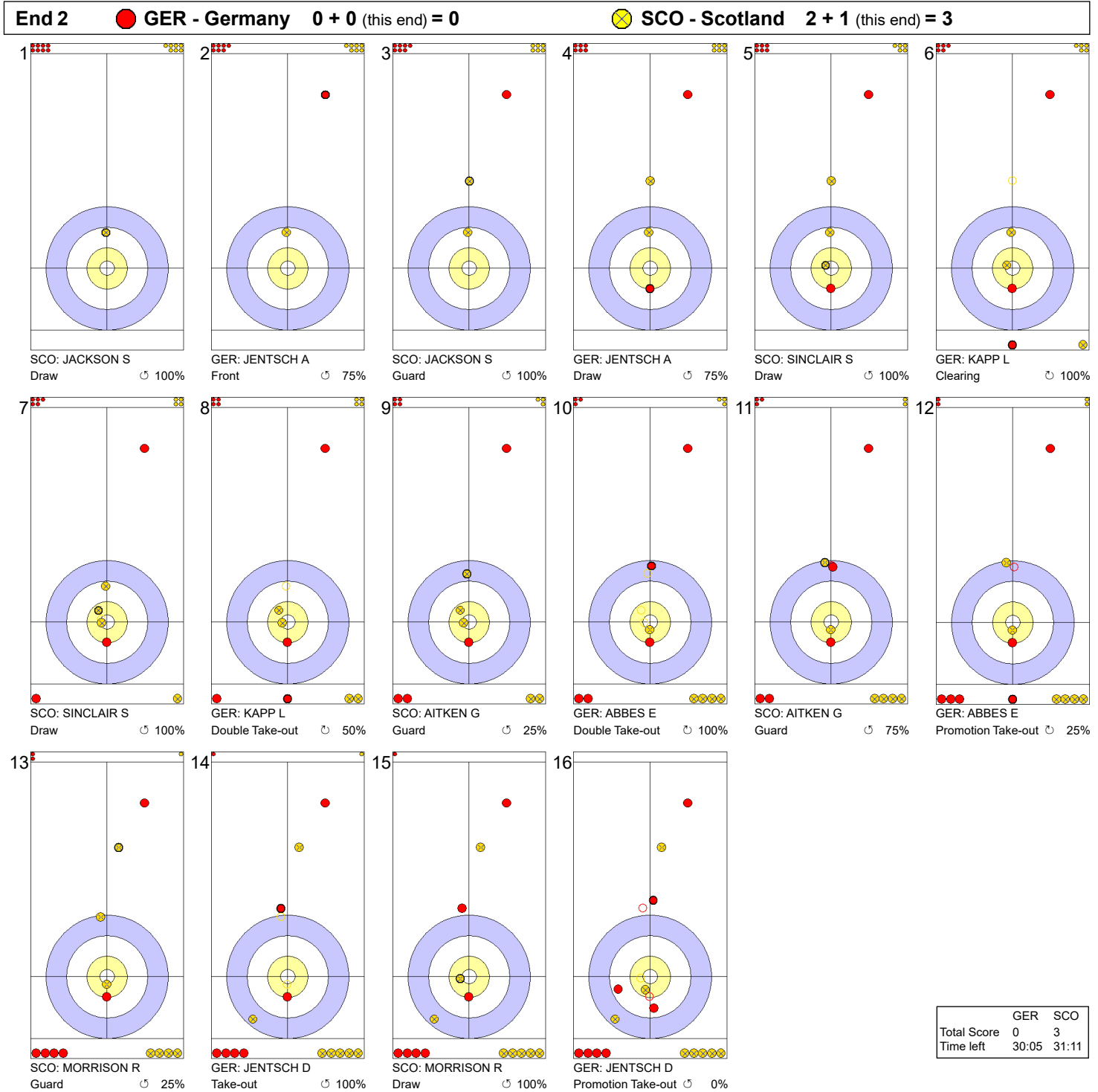
X Unplayed/unfinished end due to concession



**SAT 18 MAR 2023**  
 Start Time 19:00

**Round Robin Session 2 - Sheet A**

**Game - Shot by Shot**




**Legend:**  
 ↻ Clockwise                      ↺ Counter-clockwise                      - Not considered



SAT 18 MAR 2023  
Start Time 19:00

Round Robin Session 2 - Sheet A

Game - Shot by Shot




**Legend:**  
 ↻ Clockwise      ↺ Counter-clockwise      - Not considered

**SAT 18 MAR 2023**  
 Start Time 19:00

**Round Robin Session 2 - Sheet A**

**Game - Shot by Shot**

**End 4**    ● **GER - Germany**    0 + 3 (this end) = 3                      ● **SCO - Scotland**    5 + 0 (this end) = 5



	GER	SCO
Total Score	3	5
Time left	20:26	23:07

**Legend:**  
 ↻ Clockwise                      ↺ Counter-clockwise                      - Not considered

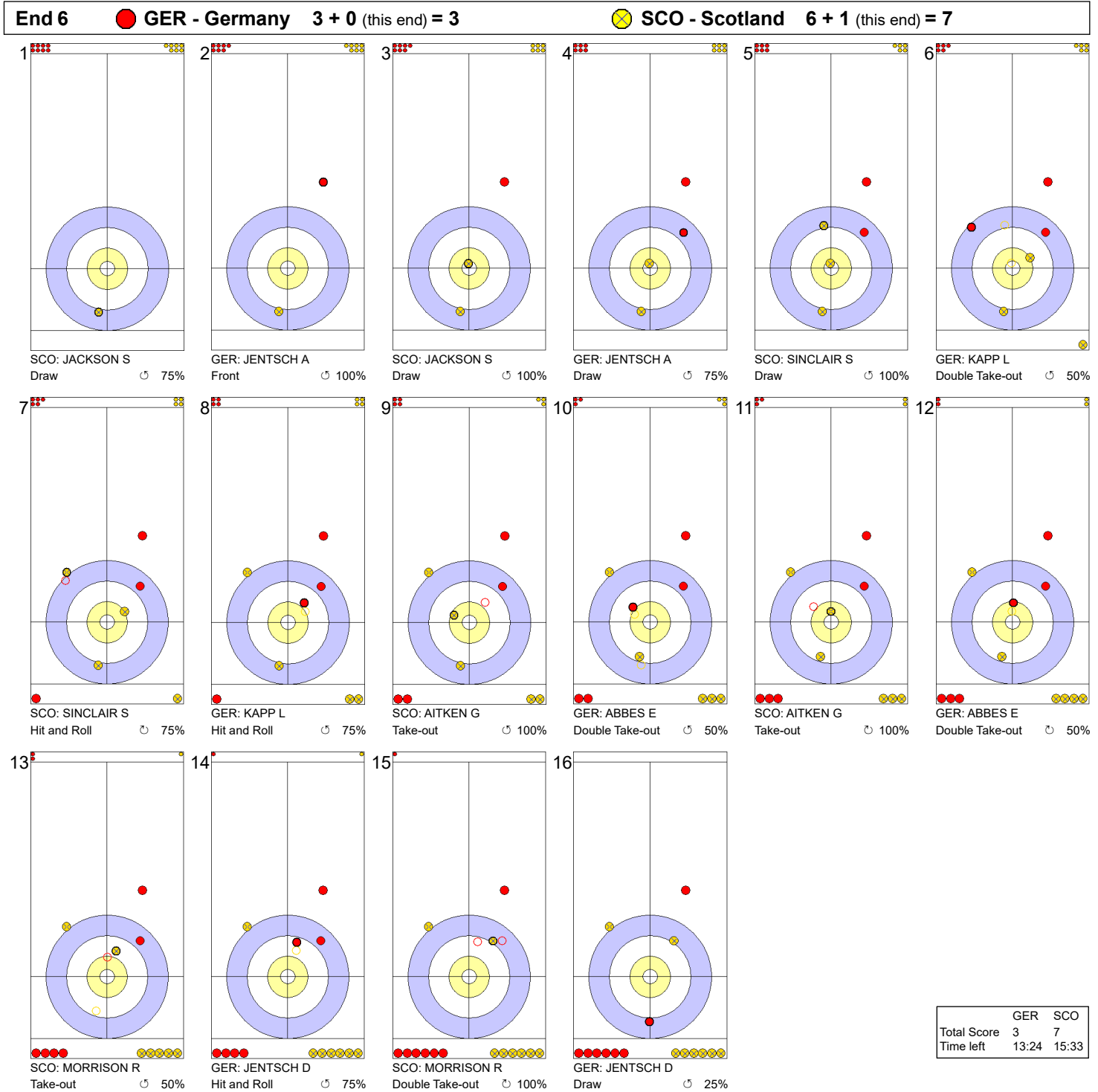




**SAT 18 MAR 2023**  
 Start Time 19:00

**Round Robin Session 2 - Sheet A**

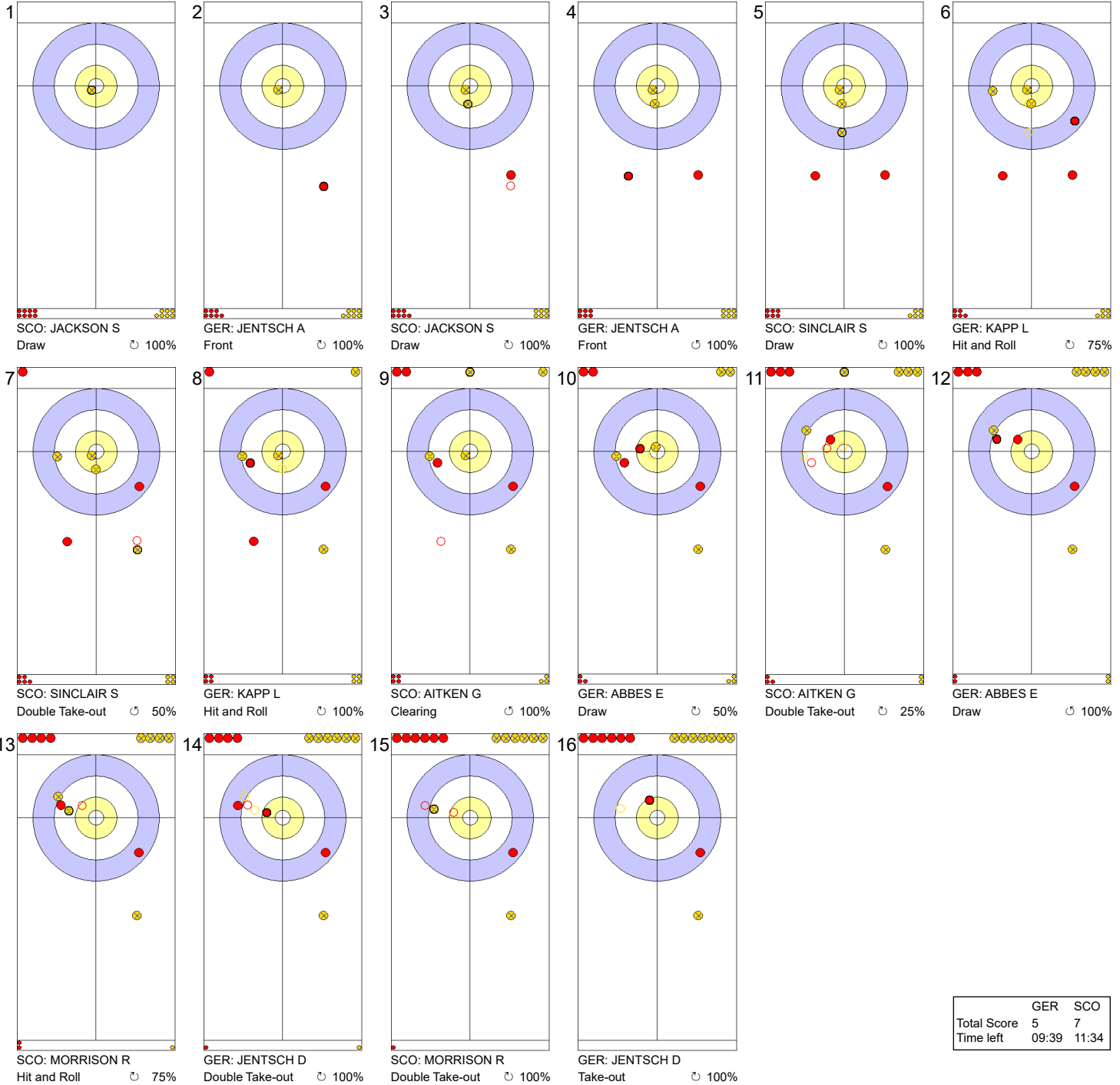
**Game - Shot by Shot**



**Legend:**  
 ↻ Clockwise   ↺ Counter-clockwise   - Not considered

Game - Shot by Shot

End 7    ● GER - Germany    3 + 2 (this end) = 5    ● SCO - Scotland    7 + 0 (this end) = 7



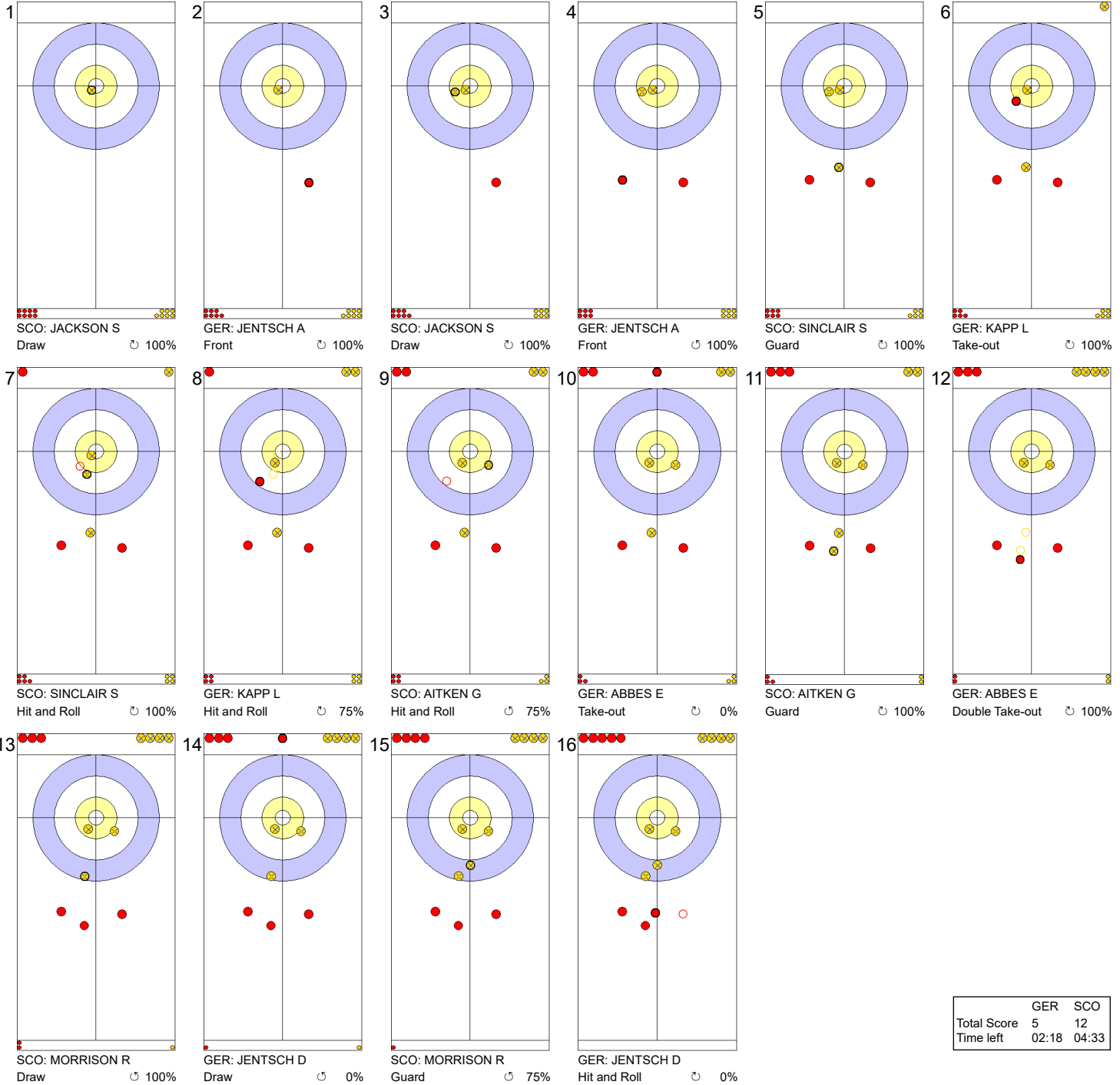
	GER	SCO
Total Score	5	7
Time left	09:39	11:34

**Legend:**  
 ↻ Clockwise      ↺ Counter-clockwise      - Not considered



Game - Shot by Shot

End 9 ● GER - Germany 5 + 0 (this end) = 5      ● SCO - Scotland 8 + 4 (this end) = 12



	GER	SCO
Total Score	5	12
Time left	02:18	04:33

**Legend:**  
 ↻ Clockwise      ↺ Counter-clockwise      - Not considered

SAT 18 MAR 2023  
Start Time 19:00

Round Robin Session 2 - Sheet B

## Game Results

Sheet	Game	Team	LSFE	1	2	3	4	5	6	7	8	9	10	Extra Ends	Total
B	1	ITA - Italy		4	1	1	0	3	3	X	X	X	X		12
	1	TUR - Türkiye	*	0	0	0	1	0	0	X	X	X	X		1

ITA - Italy		Shot Success	Game	All
4 S	CONSTANTINI Stefania	92%	92%	
3 V	LO DESERTO Marta	85%	85%	
2	ROMEI Angela	79%	79%	
1	ZARDINI LACEDELLI Giulia	88%	88%	
A	GILBERTI Camilla	-	-	
Team Total		86%	86%	

TUR - Türkiye		Shot Success	Game	All
4 S	YILDIZ Dilsat	52%	52%	
3 V	POLAT Oznur	50%	50%	
2	POLAT Mihriban	42%	42%	
1	SENGUL Berfin	93%	93%	
A	CALIKUSU Ifayet Safak	-	-	
Team Total		59%	59%	

Last Stone Draw		Distance
⌚	CONSTANTINI Stefania	12.0cm
⌚	ZARDINI LACEDELLI Giulia	115.4cm
<b>Total</b>		<b>127.4cm</b>

Last Stone Draw		Distance
⌚	SENGUL Berfin	8.6cm
⌚	YILDIZ Dilsat	10.5cm
<b>Total</b>		<b>19.1cm</b>

Time remaining: 13 minutes 8 seconds

Time remaining: 11 minutes 48 seconds

Time-out: End 6 - ITA stone 5

## Shot Success Analysis

ITA - Italy		⌚	⌚	Game	
4	CONSTANTINI Stefania	Draws	5 100%	4 88%	9 94%
		Take-outs	1 100%	2 75%	3 83%
		Total	6 100%	6 83%	12 92%
3	LO DESERTO Marta	Draws	4 100%	2 63%	6 88%
		Take-outs	2 100%	4 75%	6 83%
		Total	6 100%	6 71%	12 85%
2	ROMEI Angela	Draws	4 94%	2 63%	6 83%
		Take-outs	5 70%	1 100%	6 75%
		Total	9 81%	3 75%	12 79%
1	ZARDINI LACEDELLI Giulia	Draws	5 80%	7 93%	12 88%
		Take-outs	0 -	0 -	0 -
		Total	5 80%	7 93%	12 88%
A	GILBERTI Camilla	Draws	0 -	0 -	0 -
		Take-outs	0 -	0 -	0 -
		Total	0 -	0 -	0 -
Team		Draws	18 93%	15 83%	33 89%
		Take-outs	8 81%	7 79%	15 80%
		Total	26 89%	22 82%	48 86%


TUR - Türkiye		⌚	⌚	Game	
4	YILDIZ Dilsat	Draws	2 75%	2 100%	4 88%
		Take-outs	3 50%	5 25%	8 34%
		Total	5 60%	7 46%	12 52%
3	POLAT Oznur	Draws	3 50%	5 50%	8 50%
		Take-outs	1 75%	3 42%	4 50%
		Total	4 56%	8 47%	12 50%
2	POLAT Mihriban	Draws	3 33%	3 58%	6 46%
		Take-outs	4 44%	2 25%	6 38%
		Total	7 39%	5 45%	12 42%
1	SENGUL Berfin	Draws	6 96%	4 100%	10 98%
		Take-outs	0 -	1 50%	1 50%
		Total	6 96%	5 90%	11 93%
A	CALIKUSU Ifayet Safak	Draws	0 -	0 -	0 -
		Take-outs	0 -	0 -	0 -
		Total	0 -	0 -	0 -
Team		Draws	14 70%	14 73%	28 71%
		Take-outs	8 50%	11 32%	19 39%
		Total	22 63%	25 55%	47 59%

**Note:**  
Position and function for each team member:  
4 = Fourth, 3 = Third, 2 = Second, 1 = Lead, A = Alternate, S = Skip, V = Vice-Skip

**Legend:**  
⌚ Clockwise      ⌚ Counter-clockwise      LSFE(\*) Last Stone First End  
X Unplayed/unfinished end due to concession



Game - Shot by Shot

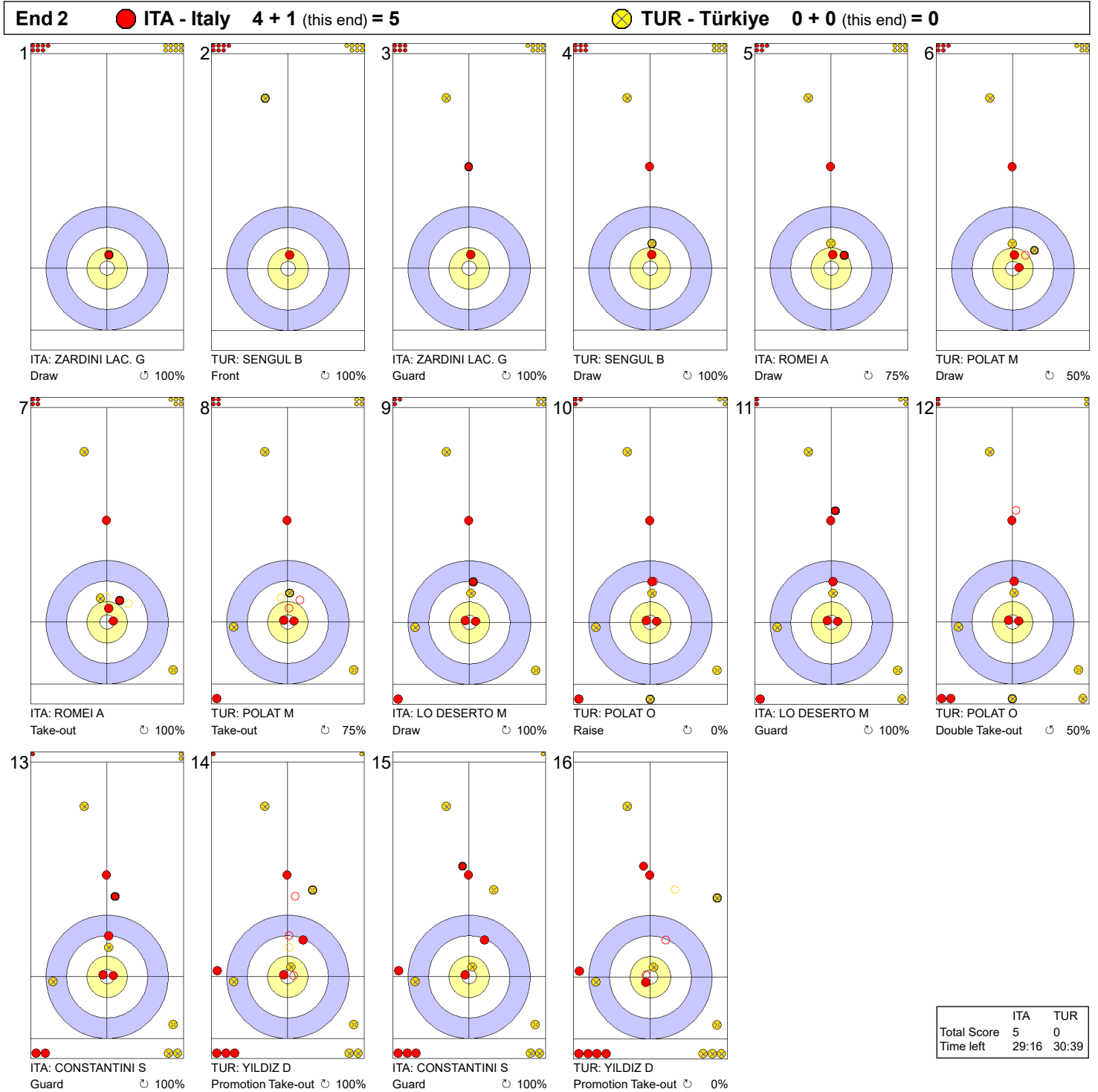


**Legend:**  
 ↻ Clockwise      ↺ Counter-clockwise      - Not considered

SAT 18 MAR 2023  
Start Time 19:00

Round Robin Session 2 - Sheet B

**Game - Shot by Shot**



**Legend:**  
 ↻ Clockwise      ↺ Counter-clockwise      - Not considered

**SAT 18 MAR 2023**  
 Start Time 19:00

**Round Robin Session 2 - Sheet B**

**Game - Shot by Shot**

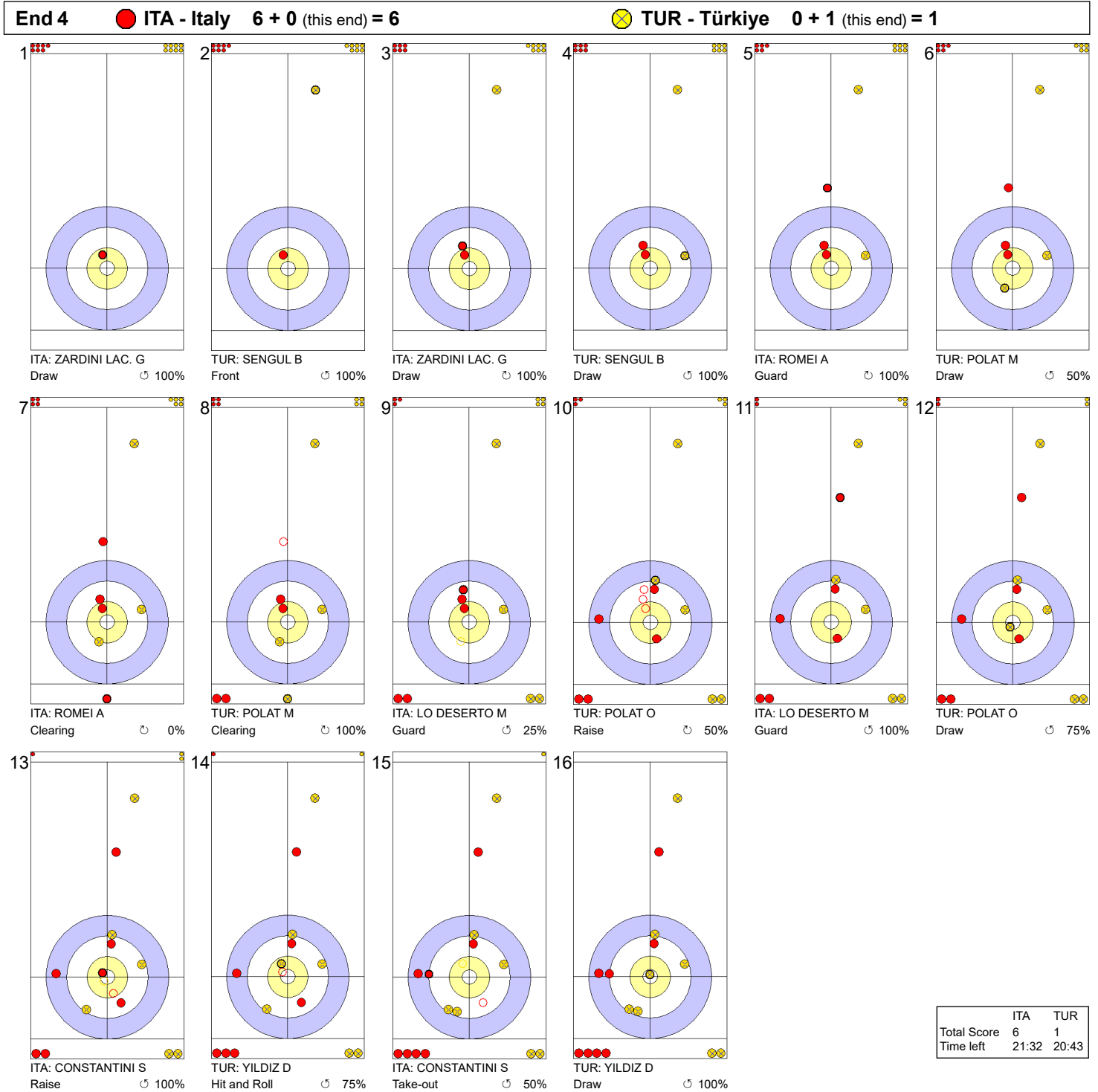


**Legend:**  
 ↻ Clockwise      ↺ Counter-clockwise      - Not considered

**SAT 18 MAR 2023**  
 Start Time 19:00

**Round Robin Session 2 - Sheet B**

**Game - Shot by Shot**



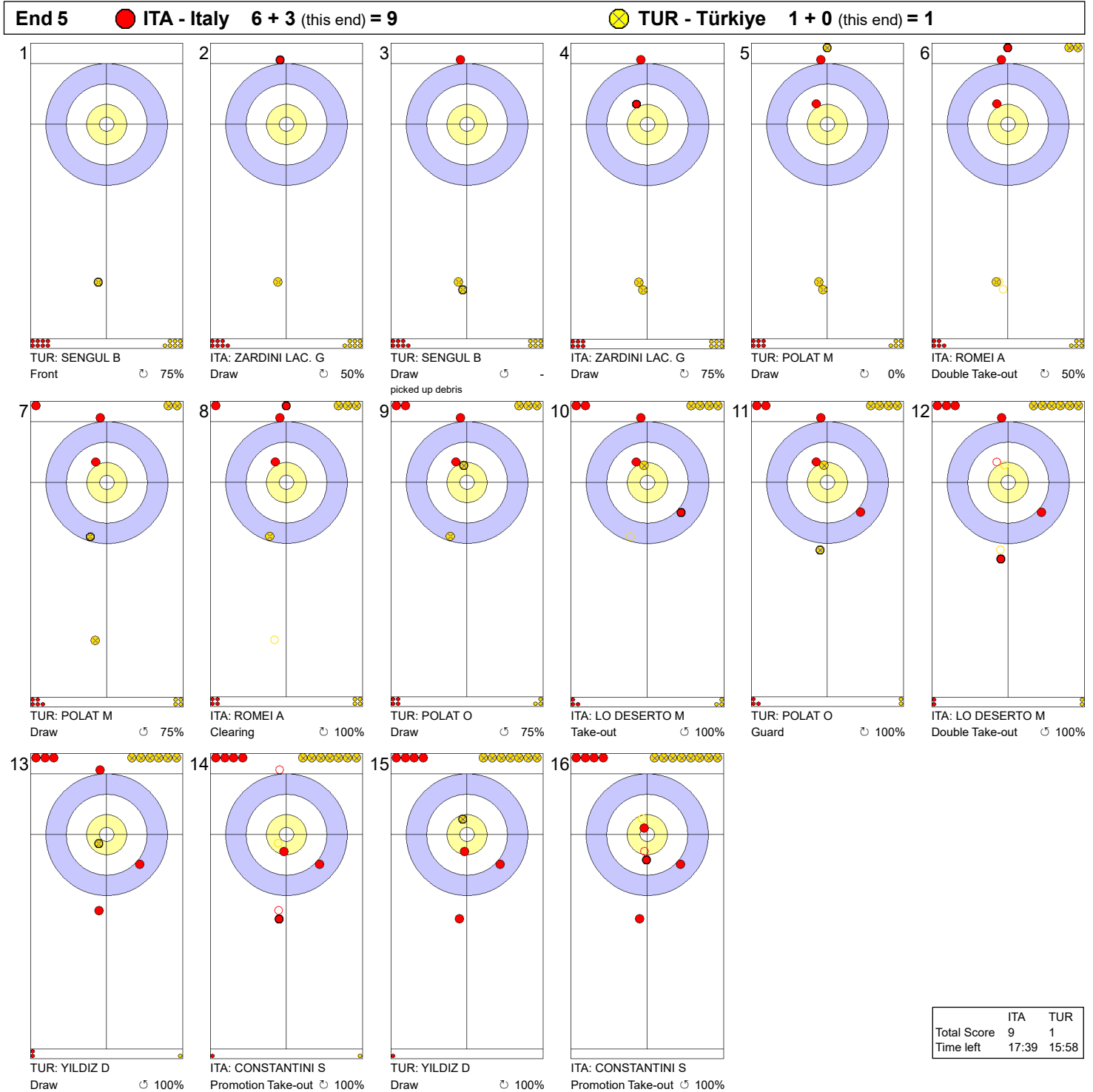
	ITA	TUR
Total Score	6	1
Time left	21:32	20:43

**Legend:**  
 ⊕ Clockwise      ⊖ Counter-clockwise      - Not considered

**SAT 18 MAR 2023**  
 Start Time 19:00

**Round Robin Session 2 - Sheet B**

**Game - Shot by Shot**

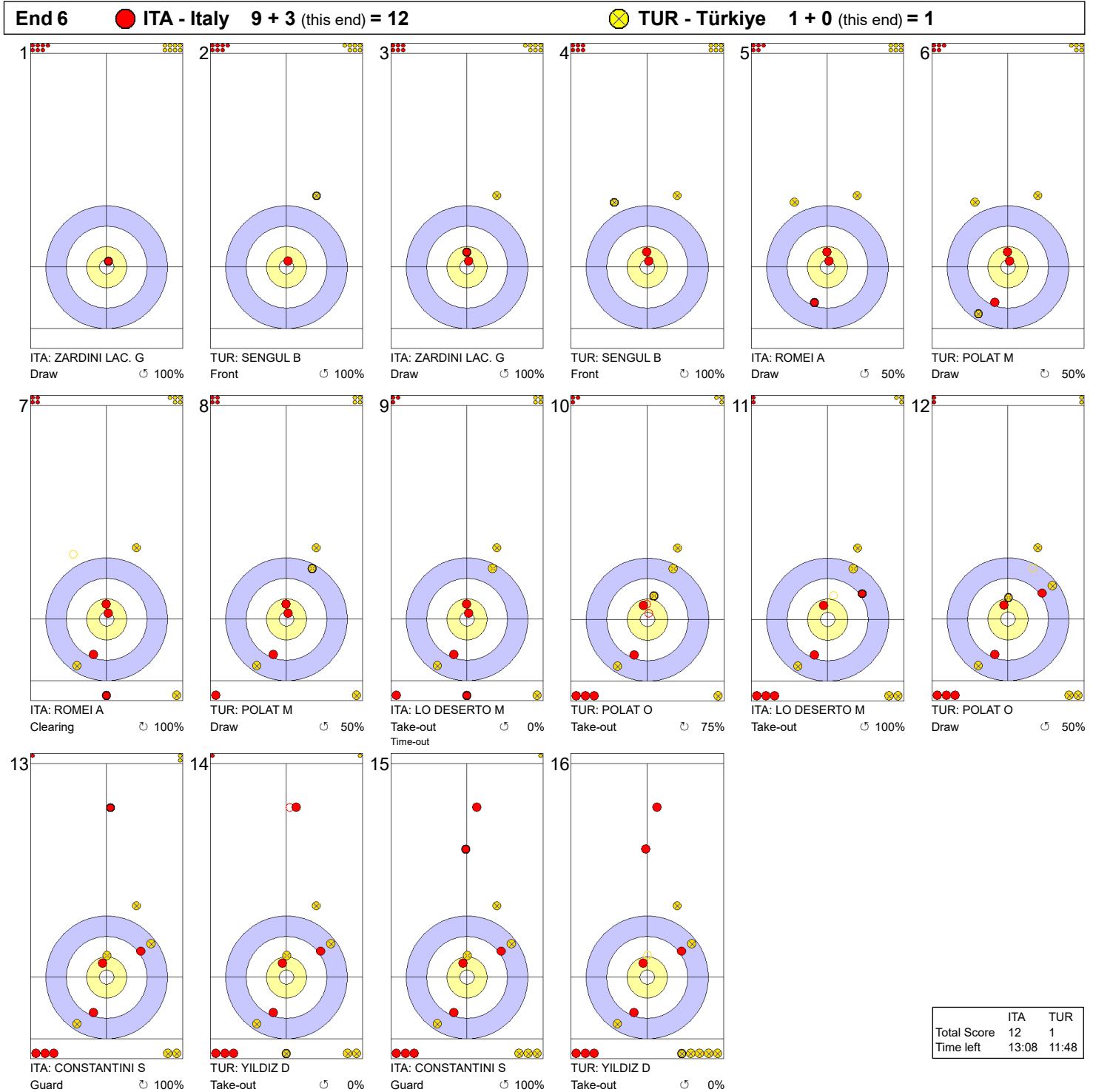


**Legend:**  
 ↻ Clockwise      ↺ Counter-clockwise      - Not considered

**SAT 18 MAR 2023**  
 Start Time 19:00

**Round Robin Session 2 - Sheet B**

**Game - Shot by Shot**



**Legend:**  
 ↻ Clockwise      ↺ Counter-clockwise      - Not considered

SAT 18 MAR 2023  
Start Time 19:00

Round Robin Session 2 - Sheet C

## Game Results

Sheet	Game	Team	LSFE	1	2	3	4	5	6	7	8	9	10	Extra Ends	Total
C	2	SUI - Switzerland		0	6	0	2	2	1	X	X	X	X		11
	2	JPN - Japan	*	1	0	1	0	0	0	X	X	X	X		2

SUI - Switzerland		Shot Success	Game	All
4 V	PAETZ Alina	92%		80%
3 S	TIRINZONI Silvana	96%		80%
2	HOWALD Carole	88%		71%
1	SCHWALLER-HUERLIMANN Briar	88%		85%
A	-	-		-
Team Total		91%		79%

JPN - Japan		Shot Success	Game	All
4 S	FUJISAWA Satsuki	48%		59%
3 V	YOSHIDA Chinami	71%		80%
2	SUZUKI Yumi	75%		79%
1	YOSHIDA Yurika	73%		82%
A	ISHIZAKI Kotomi	-		-
Team Total		67%		75%

Last Stone Draw		Distance
⌚	PAETZ Alina	20.3cm
⌚	TIRINZONI Silvana	84.4cm
<b>Total</b>		<b>104.7cm</b>

Last Stone Draw		Distance
⌚	YOSHIDA Chinami	29.4cm
⌚	SUZUKI Yumi	26.5cm
<b>Total</b>		<b>55.9cm</b>

Time remaining: 16 minutes 50 seconds

Time remaining: 14 minutes 29 seconds

## Shot Success Analysis

SUI - Switzerland		⌚	⌚	Game	
4	PAETZ Alina	Draws	3 100%	5 90%	8 94%
		Take-outs	1 100%	3 83%	4 88%
		Total	4 100%	8 88%	12 92%
3	TIRINZONI Silvana	Draws	1 100%	3 100%	4 100%
		Take-outs	3 100%	5 90%	8 94%
		Total	4 100%	8 94%	12 96%
2	HOWALD Carole	Draws	1 75%	2 88%	3 83%
		Take-outs	2 100%	7 86%	9 89%
		Total	3 92%	9 86%	12 88%
1	SCHWALLER B	Draws	3 50%	9 100%	12 88%
		Take-outs	0 -	0 -	0 -
		Total	3 50%	9 100%	12 88%
A -		Draws	0 -	0 -	0 -
		Take-outs	0 -	0 -	0 -
		Total	0 -	0 -	0 -
Team		Draws	8 78%	19 96%	27 91%
		Take-outs	6 100%	15 87%	21 90%
		Total	14 88%	34 92%	48 91%

JPN - Japan		⌚	⌚	Game	
4	FUJISAWA Satsuki	Draws	3 67%	3 83%	6 75%
		Take-outs	4 19%	2 25%	6 21%
		Total	7 39%	5 60%	12 48%
3	YOSHIDA Chinami	Draws	2 75%	7 71%	9 72%
		Take-outs	1 50%	2 75%	3 67%
		Total	3 67%	9 72%	12 71%
2	SUZUKI Yumi	Draws	3 92%	6 88%	9 89%
		Take-outs	0 -	3 33%	3 33%
		Total	3 92%	9 69%	12 75%
1	YOSHIDA Yurika	Draws	2 100%	9 75%	11 80%
		Take-outs	0 -	1 0%	1 0%
		Total	2 100%	10 68%	12 73%
A	ISHIZAKI Kotomi	Draws	0 -	0 -	0 -
		Take-outs	0 -	0 -	0 -
		Total	0 -	0 -	0 -
Team		Draws	10 83%	25 78%	35 79%
		Take-outs	5 25%	8 38%	13 33%
		Total	15 63%	33 68%	48 67%

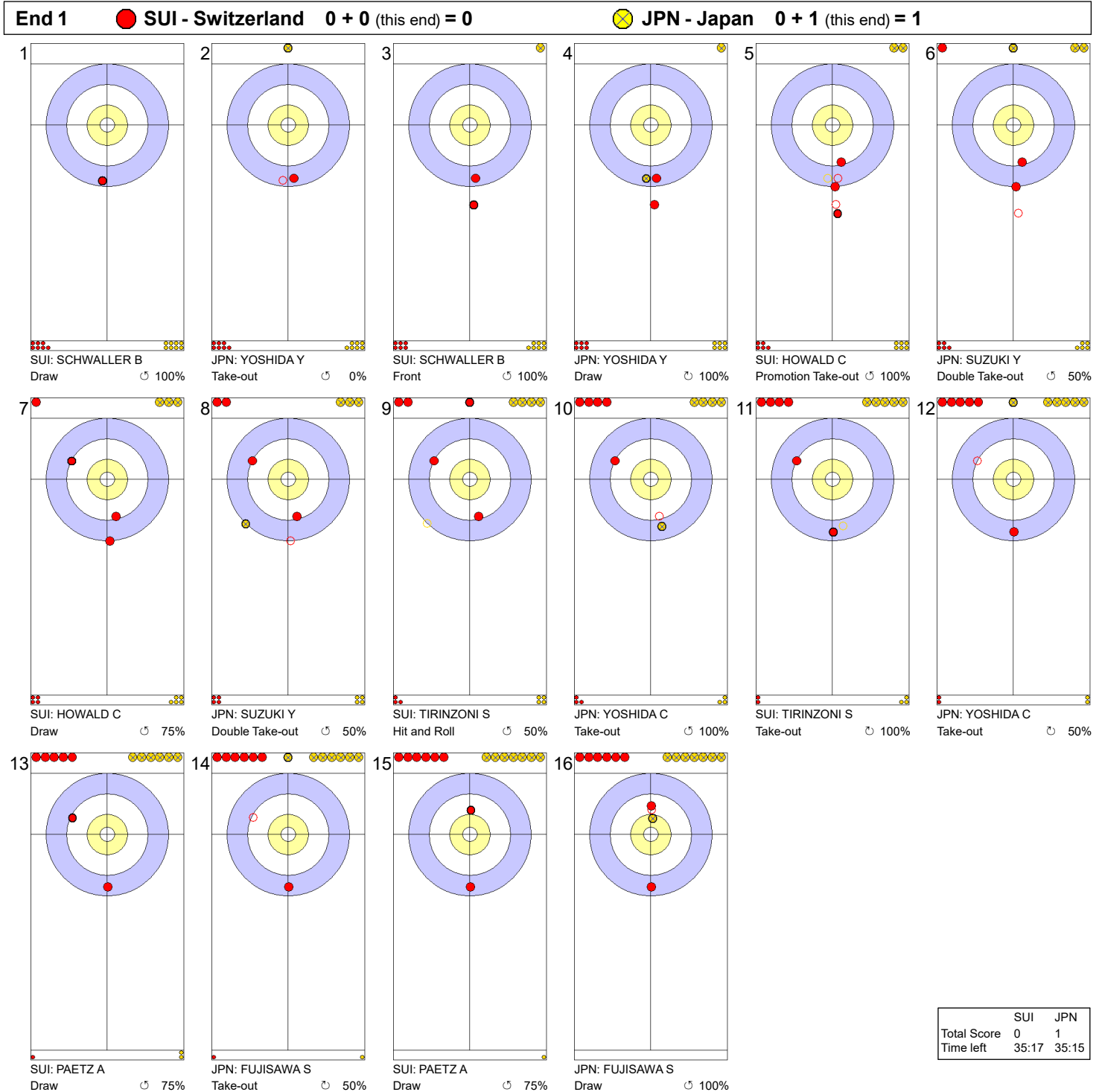
**Note:**  
Position and function for each team member:  
4 = Fourth, 3 = Third, 2 = Second, 1 = Lead, A = Alternate, S = Skip, V = Vice-Skip

**Legend:**  
⌚ Clockwise      ⌚ Counter-clockwise      LSFE(\*) Last Stone First End  
X Unplayed/unfinished end due to concession

SAT 18 MAR 2023  
Start Time 19:00

Round Robin Session 2 - Sheet C

Game - Shot by Shot



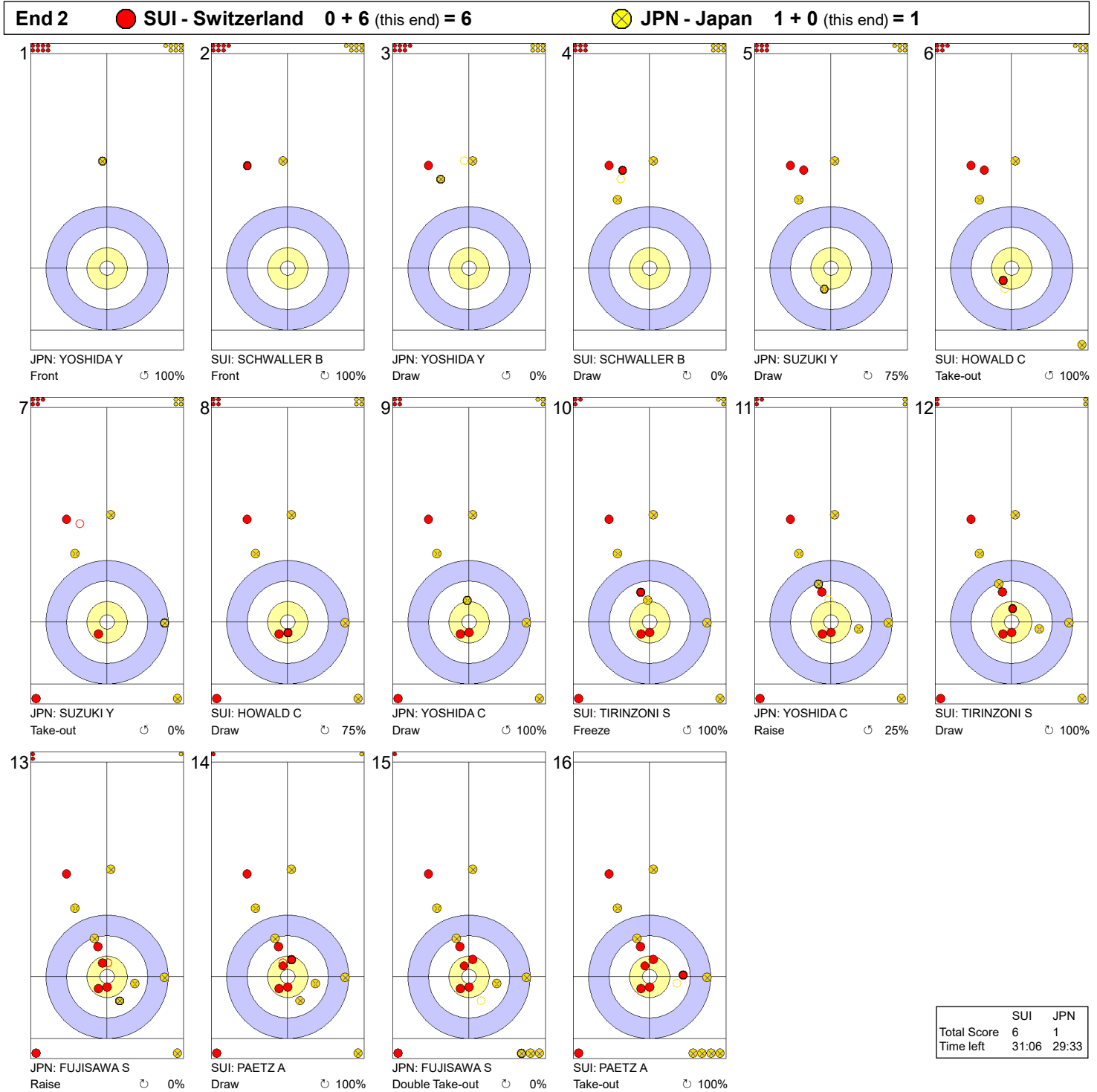
**Legend:**  
 ↻ Clockwise      ↺ Counter-clockwise      - Not considered



SAT 18 MAR 2023  
Start Time 19:00

Round Robin Session 2 - Sheet C

Game - Shot by Shot



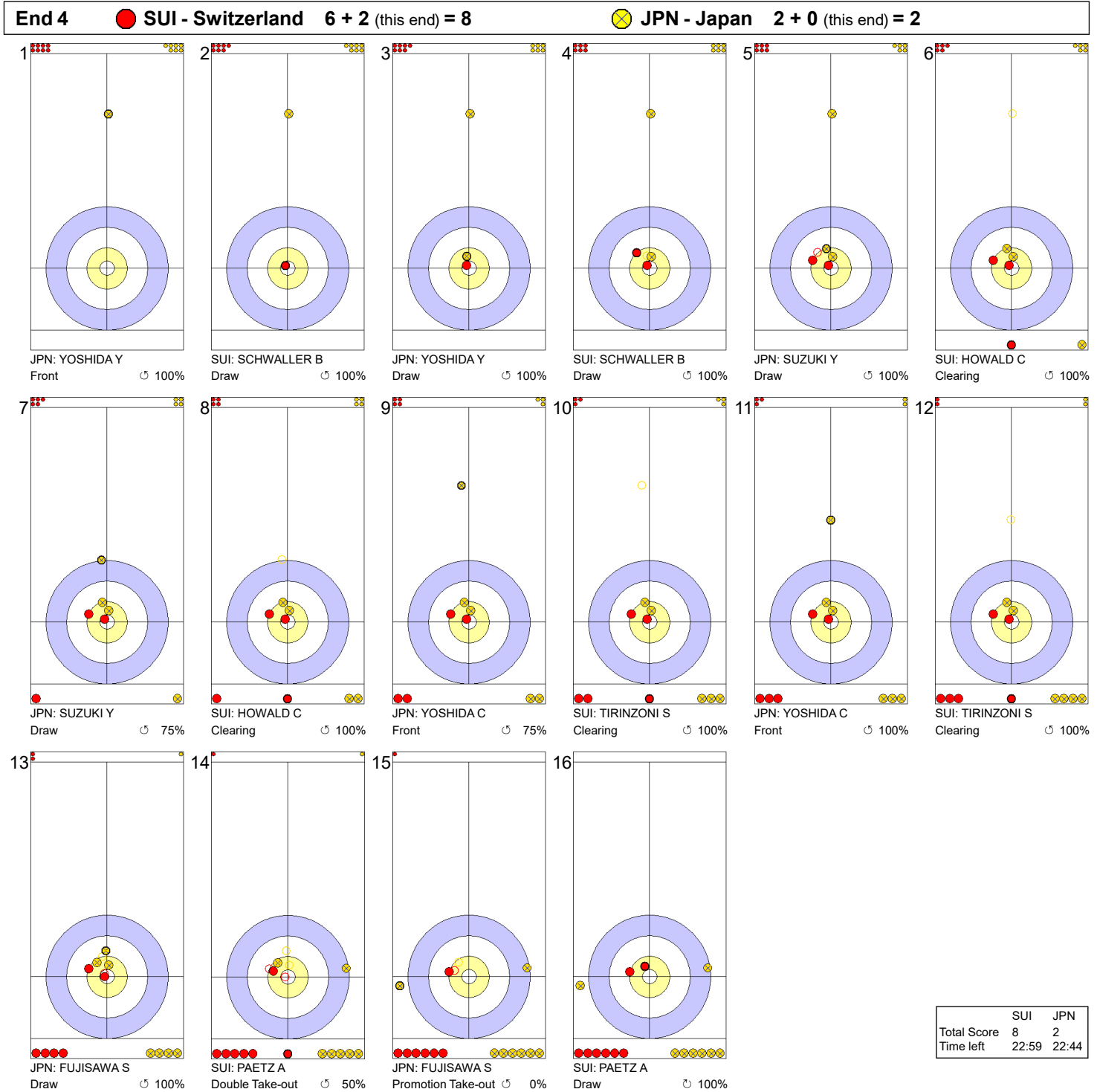
**Legend:**  
 ↻ Clockwise      ↺ Counter-clockwise      - Not considered



**SAT 18 MAR 2023**  
 Start Time 19:00

**Round Robin Session 2 - Sheet C**

**Game - Shot by Shot**



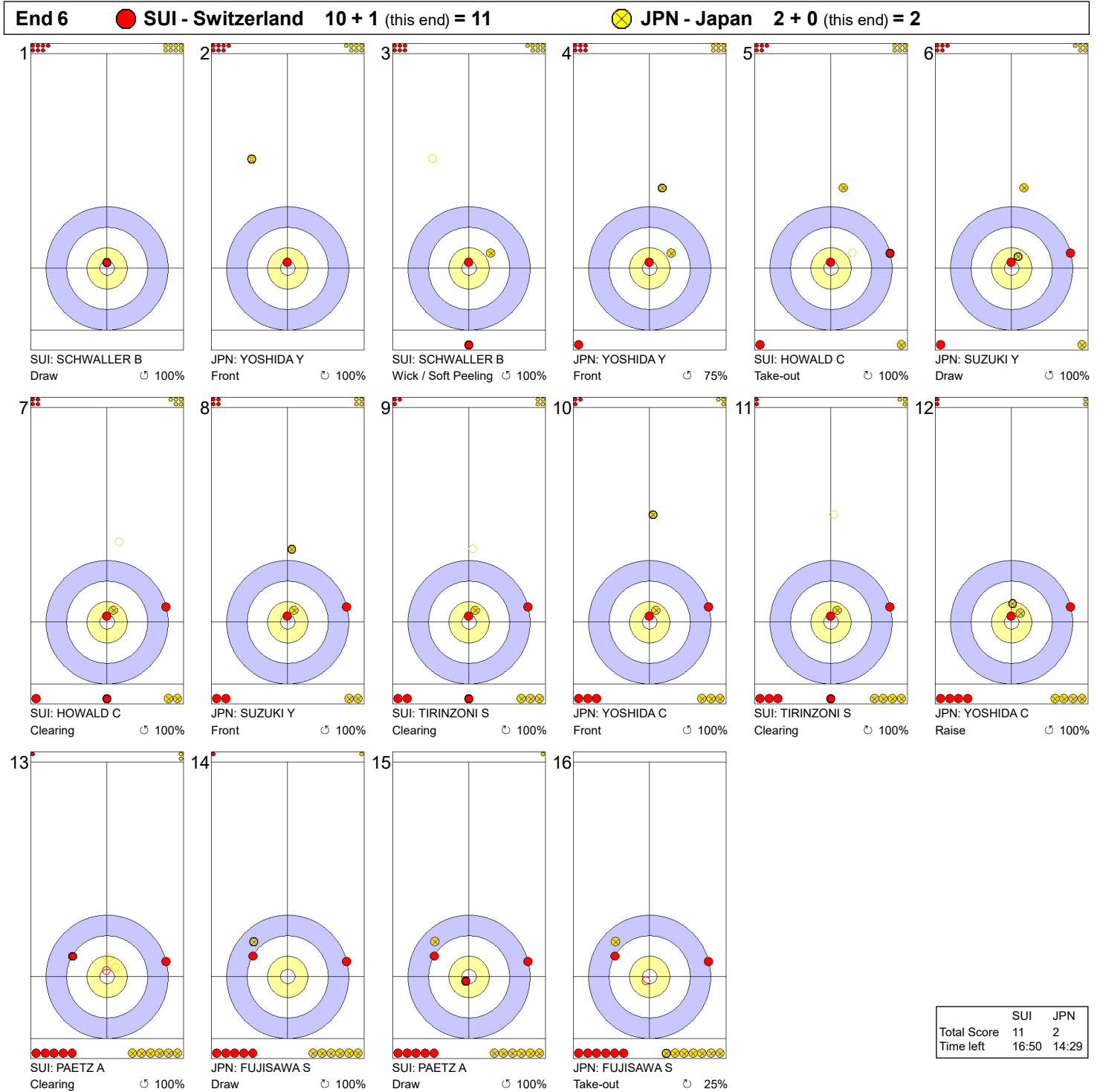
**Legend:**  
 ↻ Clockwise      ↺ Counter-clockwise      - Not considered



SAT 18 MAR 2023  
Start Time 19:00

Round Robin Session 2 - Sheet C

Game - Shot by Shot



**Legend:**  
 ↻ Clockwise      ↺ Counter-clockwise      - Not considered

SAT 18 MAR 2023  
Start Time 19:00

Round Robin Session 2 - Sheet D

## Game Results

Sheet	Game	Team	LSFE	1	2	3	4	5	6	7	8	9	10	Extra Ends	Total
D	1	CAN - Canada	*	1	0	0	0	1	0	0	1	2	4		9
	2	SWE - Sweden		0	1	1	0	0	0	2	0	0	0		4

CAN - Canada		Shot Success	Game	All
4 S	EINARSON Kerri	79%	79%	
3 V	SWEETING Val	71%	71%	
2	BIRCHARD Shannon	80%	80%	
1	HARRIS Briane	93%	93%	
A	KARWACKI Krysten	-	-	
Team Total		81%	81%	

SWE - Sweden		Shot Success	Game	All
4 S	HASSELBORG Anna	73%	78%	
3 V	McMANUS Sara	81%	83%	
2	KNOCHENHAUER Agnes	73%	80%	
1	MABERGS Sofia	81%	80%	
A	HELDIN Johanna	-	-	
Team Total		77%	80%	

Last Stone Draw		Distance
⌚	EINARSON Kerri	7.7cm
⌚	SWEETING Val	18.9cm
<b>Total</b>		<b>26.6cm</b>

Last Stone Draw		Distance
⌚	MABERGS Sofia	20.1cm
⌚	HASSELBORG Anna	23.3cm
<b>Total</b>		<b>43.4cm</b>

Time remaining: 0 minutes 18 seconds

Time-out: End 10 - CAN stone 7

Time remaining: 0 minutes 24 seconds

Time-out: End 10 - SWE stone 6

## Shot Success Analysis

CAN - Canada		⌚	⌚	Game	
4	EINARSON Kerri	Draws	5 80%	2 63%	7 75%
		Take-outs	7 64%	6 100%	13 81%
		Total	12 71%	8 91%	20 79%
3	SWEETING Val	Draws	3 100%	2 50%	5 80%
		Take-outs	5 80%	10 63%	15 68%
		Total	8 88%	12 60%	20 71%
2	BIRCHARD Shannon	Draws	9 94%	1 25%	10 88%
		Take-outs	5 60%	5 85%	10 73%
		Total	14 82%	6 75%	20 80%
1	HARRIS Briane	Draws	11 89%	6 96%	17 91%
		Take-outs	0 -	3 100%	3 100%
		Total	11 89%	9 97%	20 93%
A	KARWACKI Krysten	Draws	0 -	0 -	0 -
		Take-outs	0 -	0 -	0 -
		Total	0 -	0 -	0 -
Team		Draws	28 90%	11 75%	39 86%
		Take-outs	17 68%	24 81%	41 76%
		Total	45 82%	35 79%	80 81%

SWE - Sweden		⌚	⌚	Game	
4	HASSELBORG Anna	Draws	4 38%	5 55%	9 47%
		Take-outs	2 100%	9 92%	11 93%
		Total	6 58%	14 79%	20 73%
3	McMANUS Sara	Draws	5 85%	3 67%	8 78%
		Take-outs	3 100%	9 78%	12 83%
		Total	8 91%	12 75%	20 81%
2	KNOCHENHAUER Agnes	Draws	6 67%	2 75%	8 69%
		Take-outs	7 75%	5 75%	12 75%
		Total	13 71%	7 75%	20 73%
1	MABERGS Sofia	Draws	7 64%	10 93%	17 81%
		Take-outs	1 100%	2 75%	3 83%
		Total	8 69%	12 90%	20 81%
A	HELDIN Johanna	Draws	0 -	0 -	0 -
		Take-outs	0 -	0 -	0 -
		Total	0 -	0 -	0 -
Team		Draws	22 65%	20 78%	42 71%
		Take-outs	13 87%	25 82%	38 84%
		Total	35 73%	45 80%	80 77%

### Note:

Position and function for each team member:

4 = Fourth, 3 = Third, 2 = Second, 1 = Lead, A = Alternate, S = Skip, V = Vice-Skip

### Legend:

⌚ Clockwise

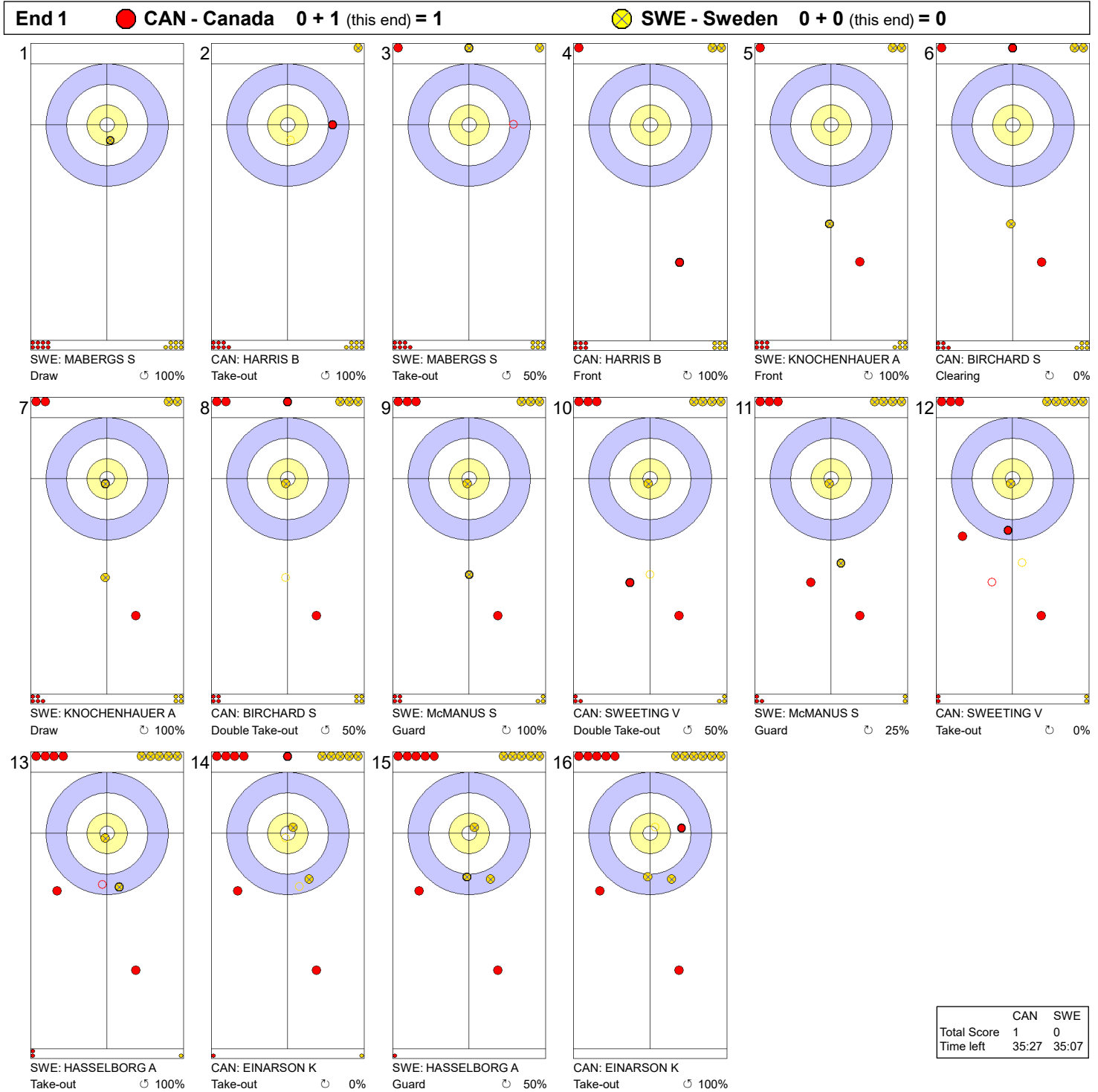
⌚ Counter-clockwise

LSFE(\*) Last Stone First End

**SAT 18 MAR 2023**  
 Start Time 19:00

**Round Robin Session 2 - Sheet D**

**Game - Shot by Shot**

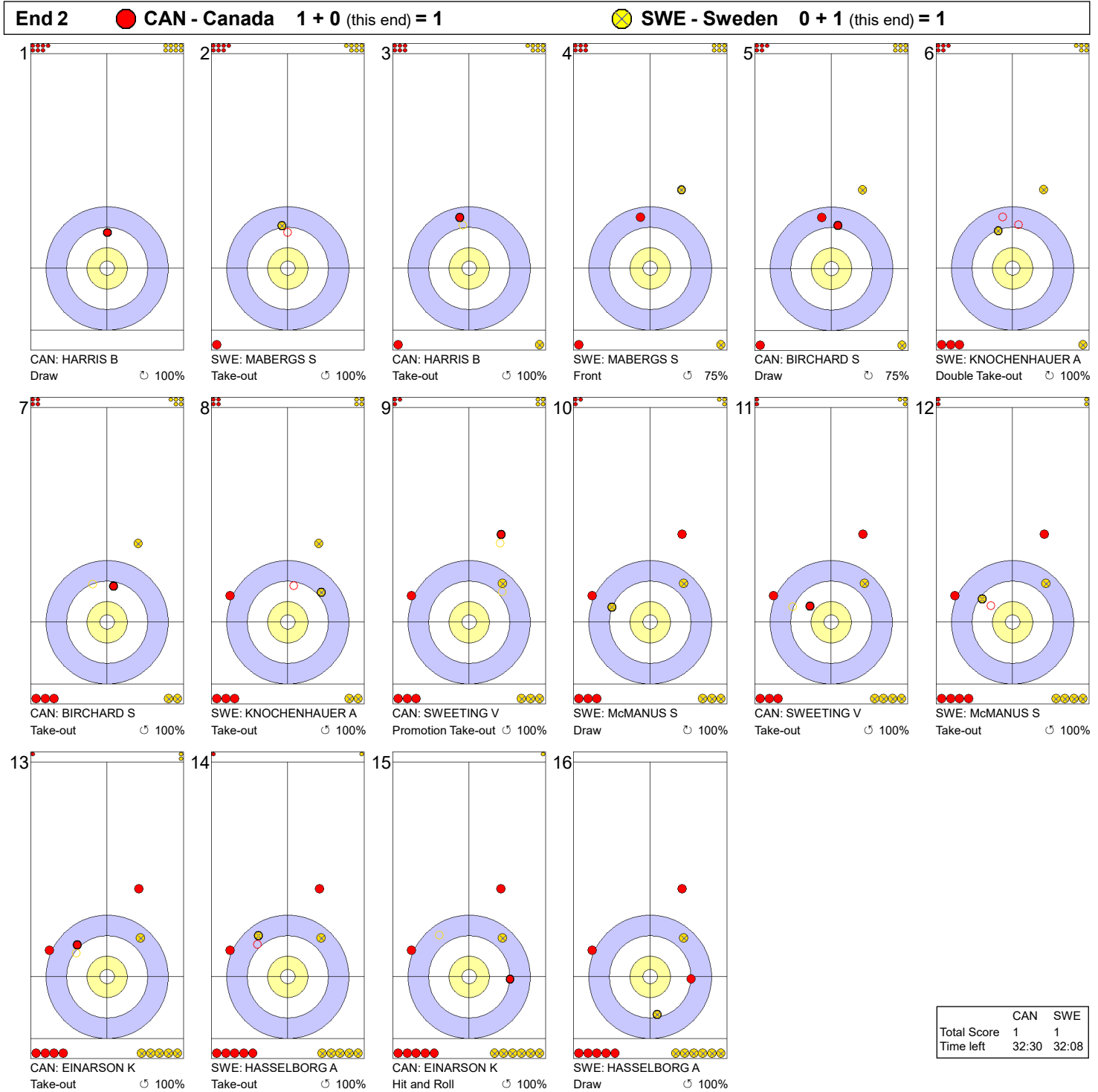


**Legend:**  
 ↻ Clockwise                      ↺ Counter-clockwise                      - Not considered

SAT 18 MAR 2023  
Start Time 19:00

Round Robin Session 2 - Sheet D

Game - Shot by Shot



**Legend:**  
 ↻ Clockwise      ↺ Counter-clockwise      - Not considered

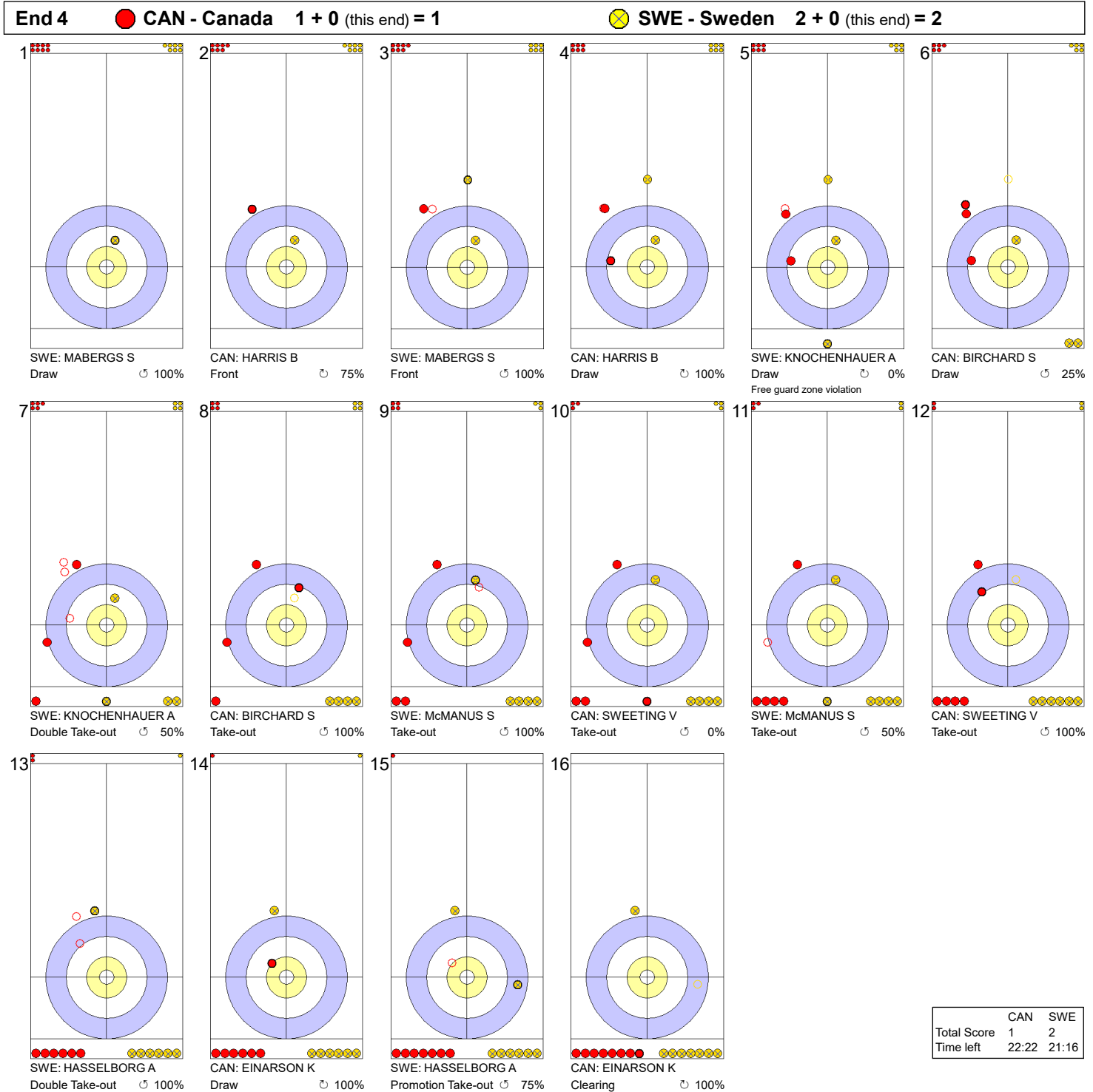




SAT 18 MAR 2023  
Start Time 19:00

Round Robin Session 2 - Sheet D

Game - Shot by Shot

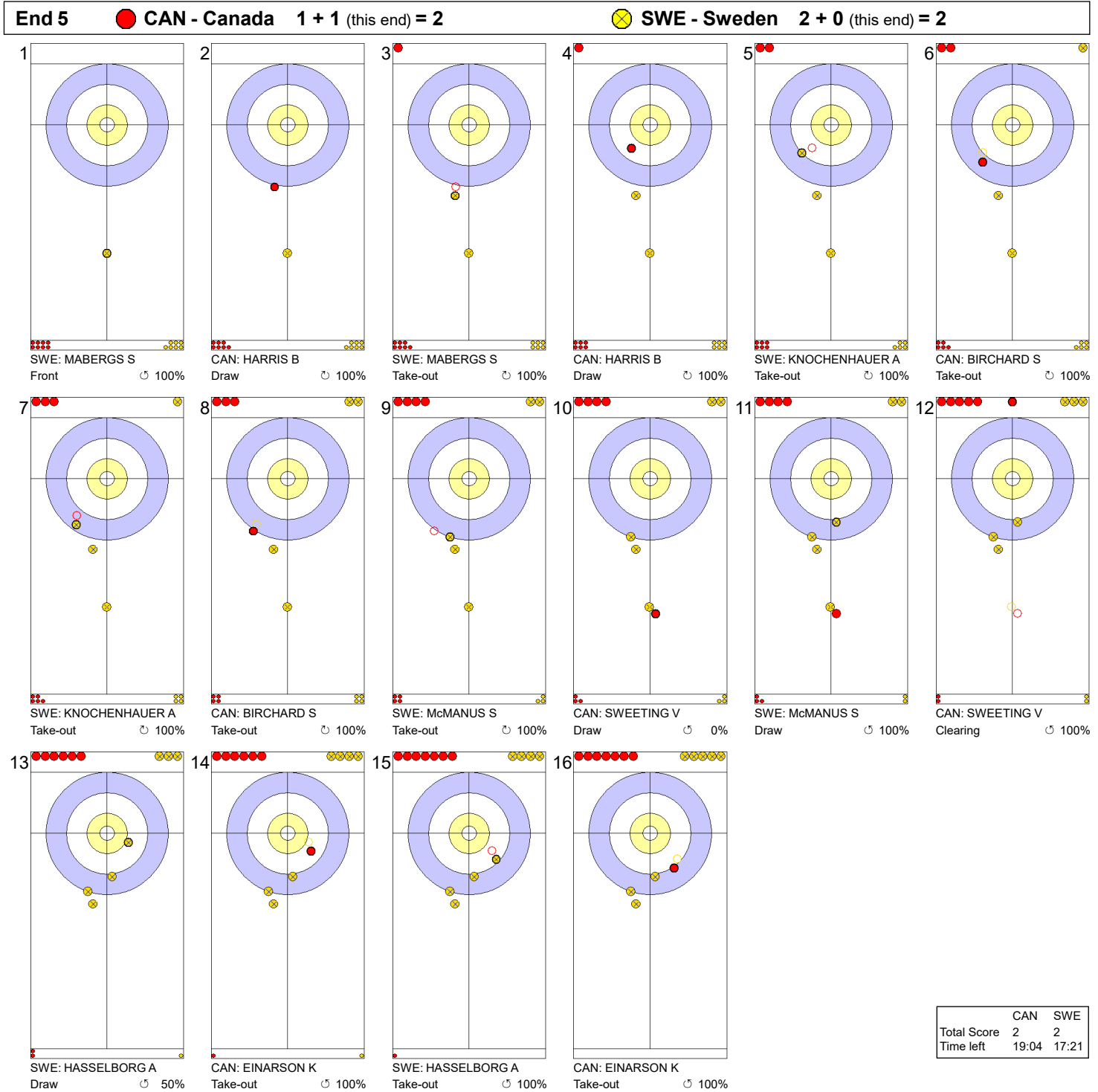


**Legend:**  
 ↻ Clockwise      ↺ Counter-clockwise      - Not considered

**SAT 18 MAR 2023**
  
 Start Time 19:00

**Round Robin Session 2 - Sheet D**

**Game - Shot by Shot**

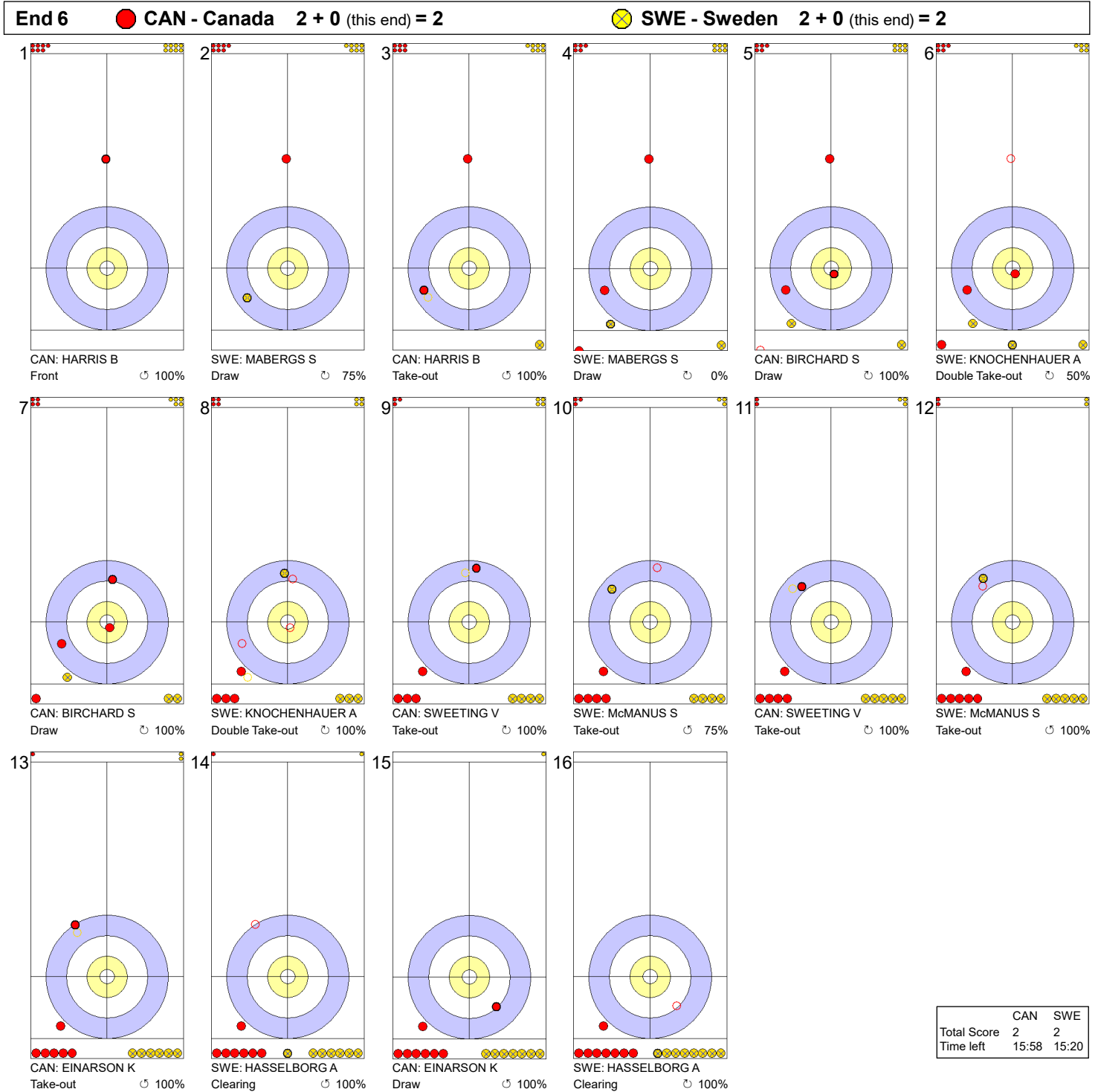


**Legend:**
  
 ↻ Clockwise                      ↺ Counter-clockwise                      - Not considered

SAT 18 MAR 2023  
Start Time 19:00

Round Robin Session 2 - Sheet D

Game - Shot by Shot



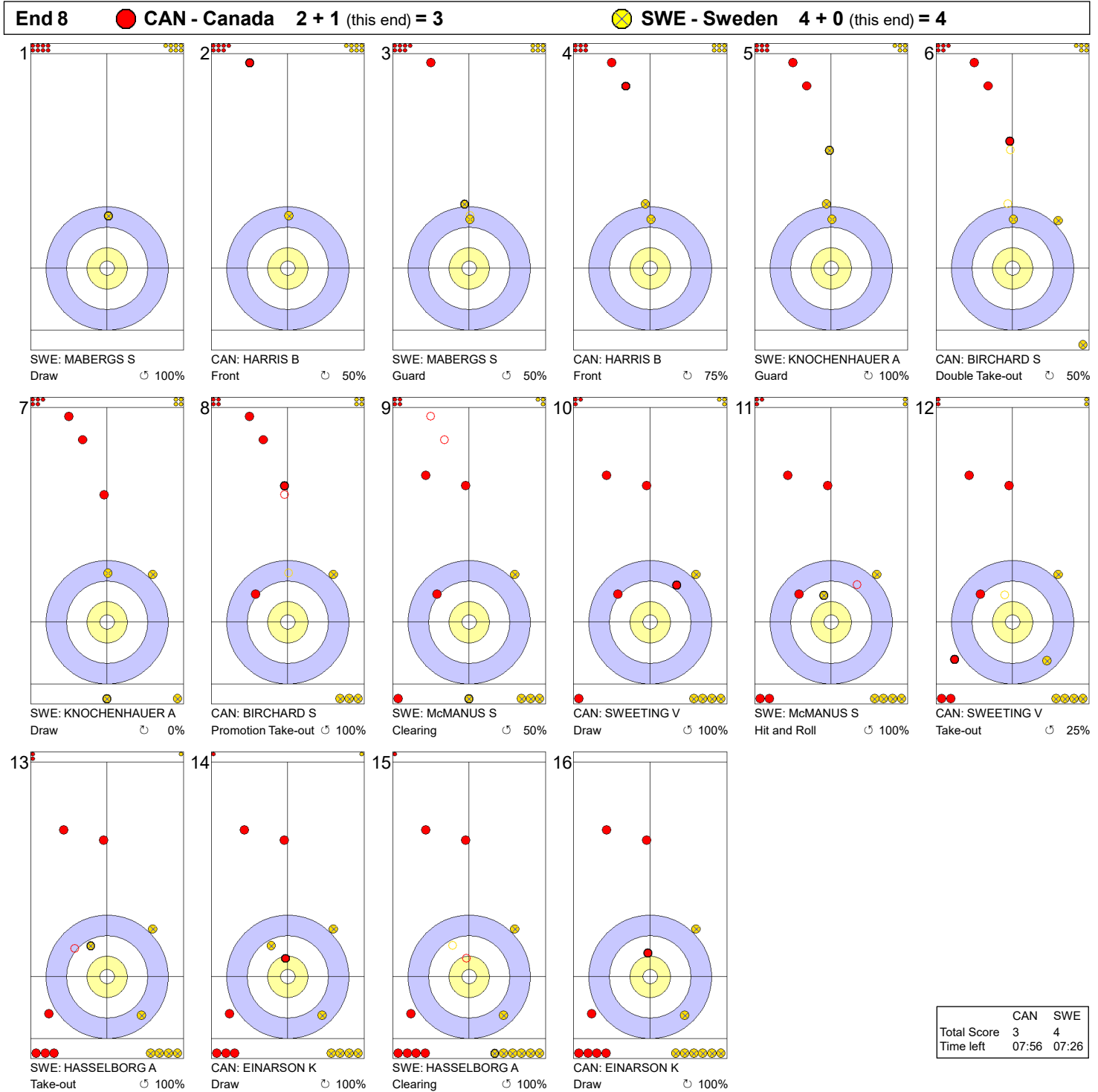
**Legend:**  
 ↻ Clockwise      ↺ Counter-clockwise      - Not considered



**SAT 18 MAR 2023**  
 Start Time 19:00

**Round Robin Session 2 - Sheet D**

**Game - Shot by Shot**

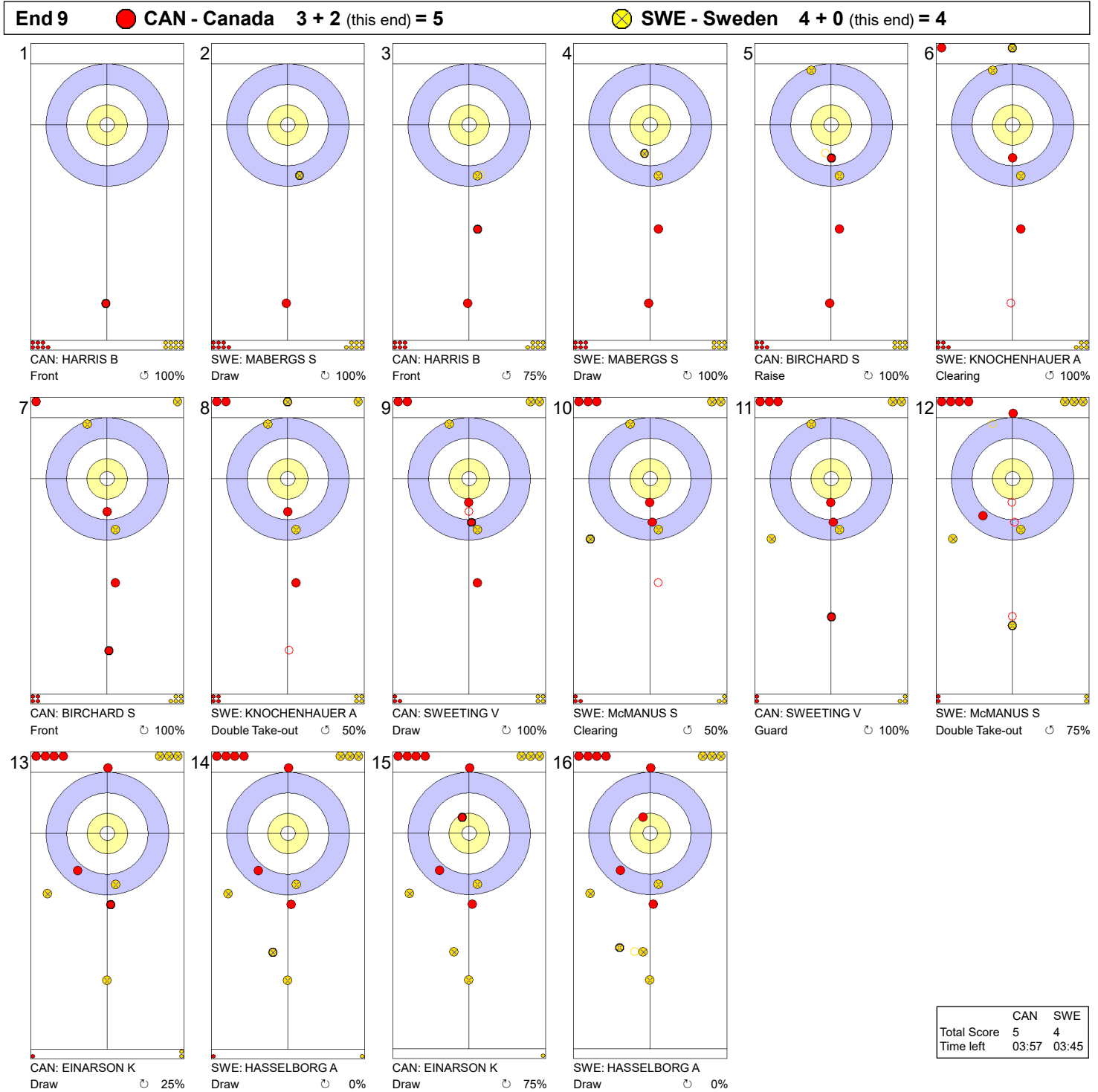


**Legend:**  
 ↻ Clockwise      ↺ Counter-clockwise      - Not considered

SAT 18 MAR 2023
   
 Start Time 19:00

Round Robin Session 2 - Sheet D

Game - Shot by Shot

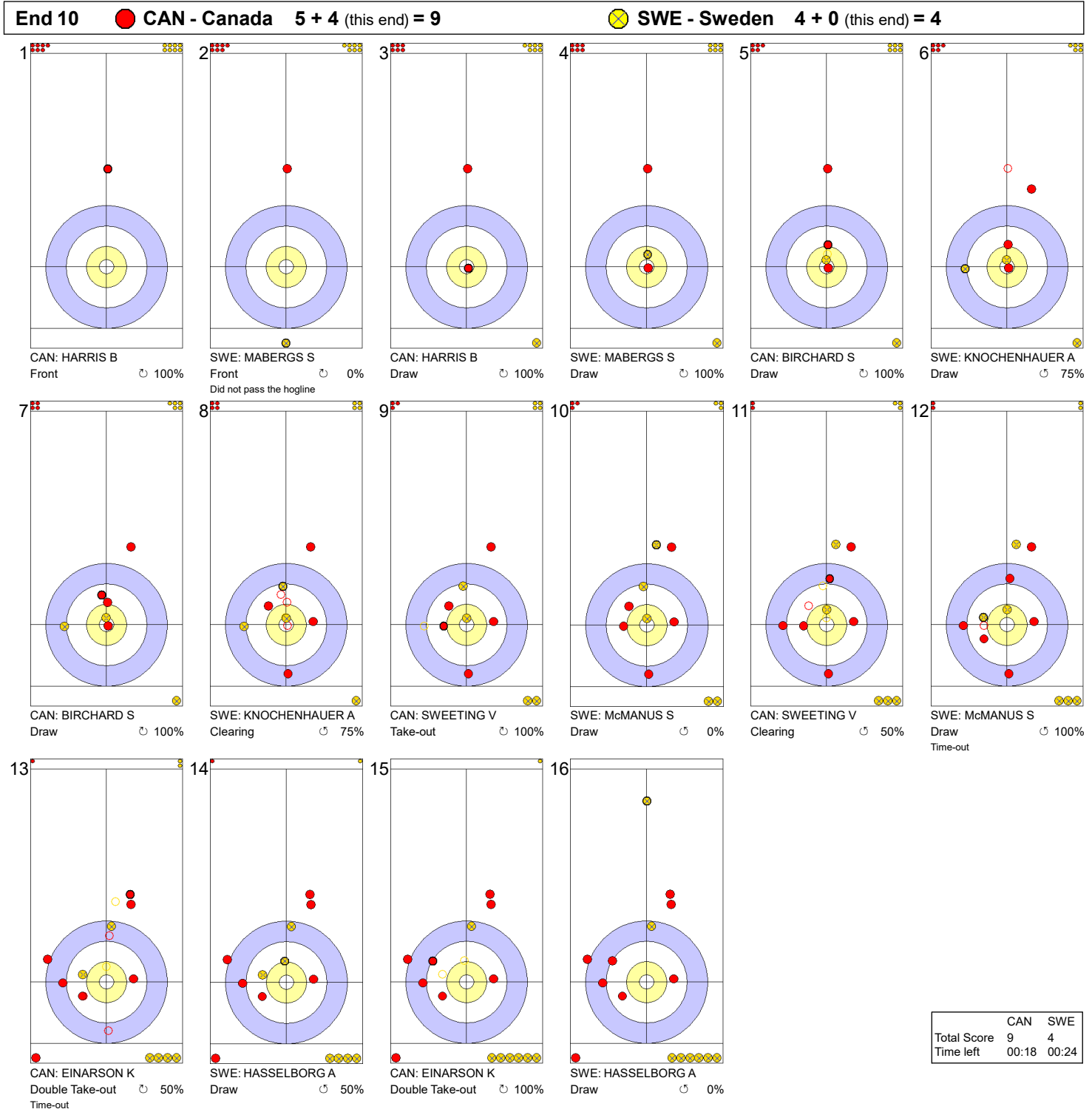


**Legend:**  
 ↻ Clockwise                      ↺ Counter-clockwise                      - Not considered

SAT 18 MAR 2023  
Start Time 19:00

Round Robin Session 2 - Sheet D

Game - Shot by Shot



**Legend:**  
 ↻ Clockwise      ↺ Counter-clockwise      - Not considered



## Session Results and Standings

Sheet	Game	Team	LSFE	1	2	3	4	5	6	7	8	9	10	Extra Ends	Total
A	1	SUI - Switzerland		1	1	0	1	1	1	0	0	1	1		7
	1	USA - United States	*	0	0	2	0	0	0	3	0	0	0		5
B	1	KOR - Korea	*	0	0	0	3	0	1	0	0	2	0		6
	1	NOR - Norway		0	0	1	0	2	0	1	1	0	3		8
C	1	NZL - New Zealand		0	1	0	0	1	0	X	X	X	X		2
	1	SWE - Sweden	*	3	0	3	6	0	2	X	X	X	X		14
D	1	DEN - Denmark		0	0	0	2	0	0	2	2	0	1		7
	1	JPN - Japan	*	1	1	2	0	1	1	0	0	0	0		6

## Current Standings

Rank	Team	Games	Wins	Losses
1	DEN - Denmark	1	1	0
1	NOR - Norway	1	1	0
1	SUI - Switzerland	1	1	0
1	SWE - Sweden	1	1	0
5	JPN - Japan	1	0	1
5	KOR - Korea	1	0	1
5	NZL - New Zealand	1	0	1
5	USA - United States	1	0	1
	CAN - Canada	0		
	GER - Germany	0		
	ITA - Italy	0		
	SCO - Scotland	0		
	TUR - Türkiye	0		

**Note:**  
Under WCF rules, tie-breaking rules for standings are not applied until after the last game of the round robin.

**Legend:**  
LSFE(\*) Last Stone First End      X      Unplayed/unfinished end due to concession

SAT 18 MAR 2023  
Start Time 14:00

Round Robin Session 1 - Sheet A

## Game Results

Sheet	Game	Team	LSFE	1	2	3	4	5	6	7	8	9	10	Extra Ends	Total
A	1	SUI - Switzerland		1	1	0	1	1	1	0	0	1	1		7
	1	USA - United States	*	0	0	2	0	0	0	3	0	0	0		5

SUI - Switzerland		Shot Success	Game	All
4 V	PAETZ Alina	73%	73%	
3 S	TIRINZONI Silvana	70%	70%	
2	HOWALD Carole	61%	61%	
1	SCHWALLER-HUERLIMANN Briar	84%	84%	
A	-	-	-	
Team Total		72%	72%	

USA - United States		Shot Success	Game	All
4 S	PETERSON Tabitha	65%	65%	
3 V	THIESSE Cory	78%	78%	
2	HAMILTON Becca	74%	74%	
1	PETERSON Tara	84%	84%	
A	PERSINGER Vicky	-	-	
Team Total		75%	75%	

Last Stone Draw		Distance
☺	TIRINZONI Silvana	16.4cm
☹	PAETZ Alina	66.8cm
<b>Total</b>		<b>83.2cm</b>

Last Stone Draw		Distance
☺	PETERSON Tara	13.2cm
☹	PETERSON Tabitha	56.2cm
<b>Total</b>		<b>69.4cm</b>

Time remaining: 2 minutes 53 seconds

Time-out: End 9 - SUI stone 4

Time remaining: 0 minutes 53 seconds

Time-out: End 7 - USA stone 6

## Shot Success Analysis

SUI - Switzerland		☺	☹	Game
4 PAETZ Alina	Draws	2 75%	5 70%	7 71%
	Take-outs	6 54%	7 89%	13 73%
	Total	8 59%	12 81%	20 73%
3 TIRINZONI Silvana	Draws	2 88%	4 56%	6 67%
	Take-outs	6 63%	8 78%	14 71%
	Total	8 69%	12 71%	20 70%
2 HOWALD Carole	Draws	2 38%	4 63%	6 54%
	Take-outs	6 63%	8 66%	14 64%
	Total	8 56%	12 65%	20 61%
1 SCHWALLER B	Draws	2 88%	16 84%	18 85%
	Take-outs	0 -	1 75%	1 75%
	Total	2 88%	17 84%	19 84%
A -	Draws	0 -	0 -	0 -
	Take-outs	0 -	0 -	0 -
	Total	0 -	0 -	0 -
Team	Draws	8 72%	29 75%	37 74%
	Take-outs	18 60%	24 77%	42 70%
	Total	26 63%	53 76%	79 72%

USA - United States		☺	☹	Game
4 PETERSON Tabitha	Draws	2 75%	4 44%	6 54%
	Take-outs	7 71%	7 68%	14 70%
	Total	9 72%	11 59%	20 65%
3 THIESSE Cory	Draws	2 88%	7 79%	9 81%
	Take-outs	6 92%	5 55%	11 75%
	Total	8 91%	12 69%	20 78%
2 HAMILTON Becca	Draws	5 65%	6 79%	11 73%
	Take-outs	3 83%	6 71%	9 75%
	Total	8 72%	12 75%	20 74%
1 PETERSON Tara	Draws	8 84%	10 83%	18 83%
	Take-outs	0 -	2 88%	2 88%
	Total	8 84%	12 83%	20 84%
A PERSINGER Vicky	Draws	0 -	0 -	0 -
	Take-outs	0 -	0 -	0 -
	Total	0 -	0 -	0 -
Team	Draws	17 78%	27 75%	44 76%
	Take-outs	16 81%	20 68%	36 74%
	Total	33 80%	47 72%	80 75%

### Note:

Position and function for each team member:

4 = Fourth, 3 = Third, 2 = Second, 1 = Lead, A = Alternate, S = Skip, V = Vice-Skip

### Legend:

☺ Clockwise

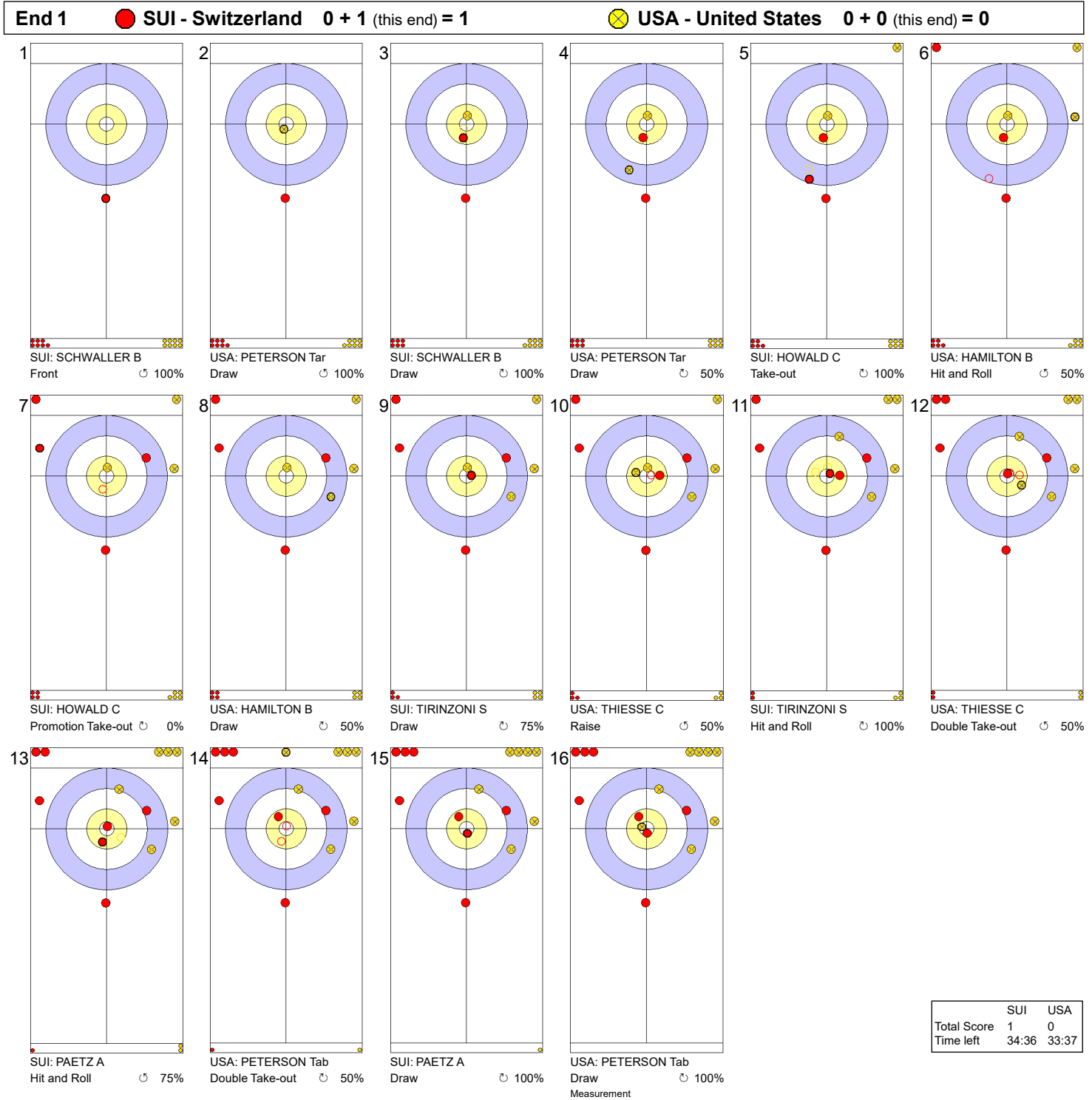
☹ Counter-clockwise



LSFE(\*) Last Stone First End

SAT 18 MAR 2023  
Start Time 14:00

Round Robin Session 1 - Sheet A

**Game - Shot by Shot**

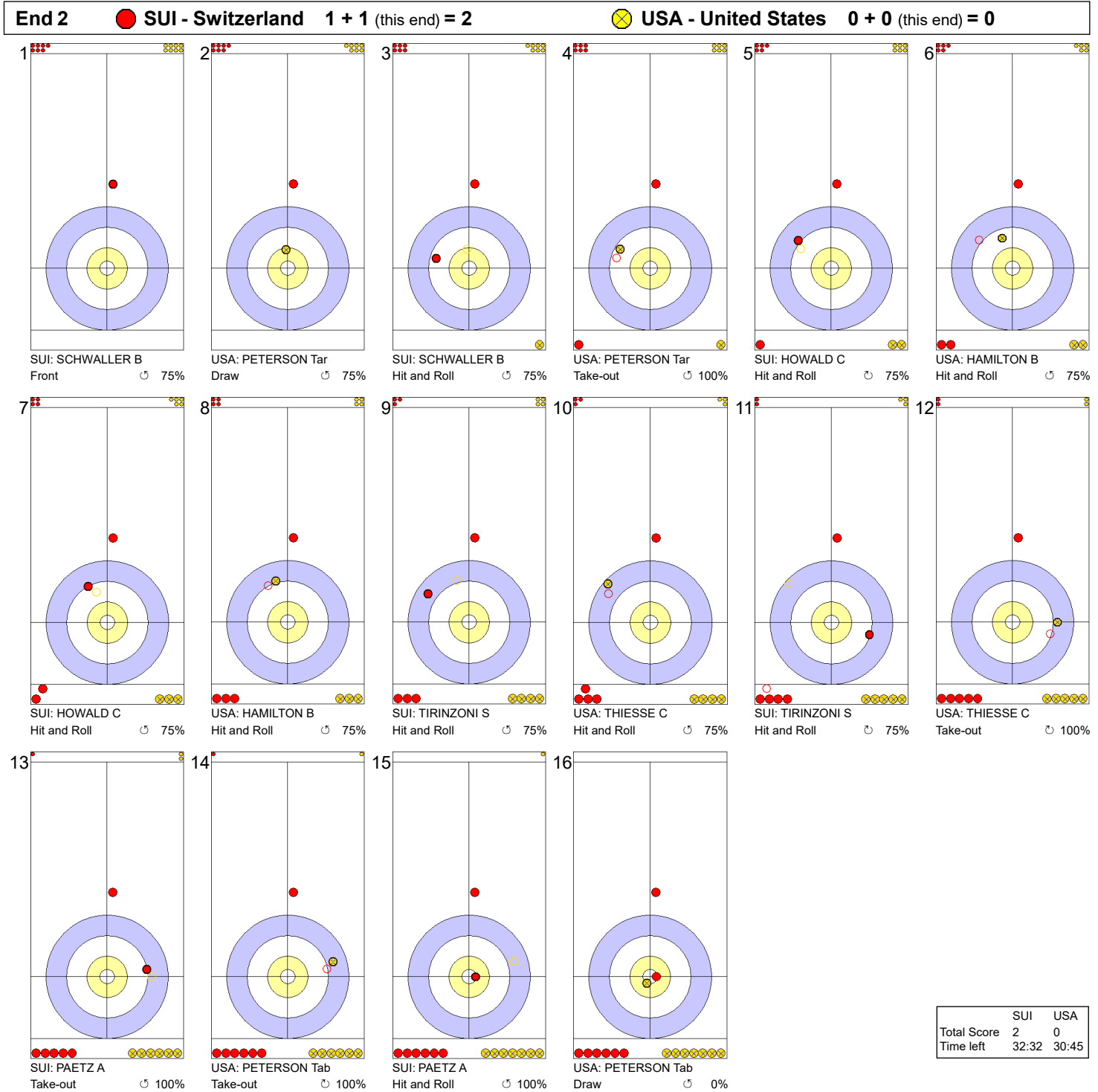


**Legend:**  
 Clockwise     
  Counter-clockwise     
 - Not considered

SAT 18 MAR 2023  
Start Time 14:00

Round Robin Session 1 - Sheet A

Game - Shot by Shot

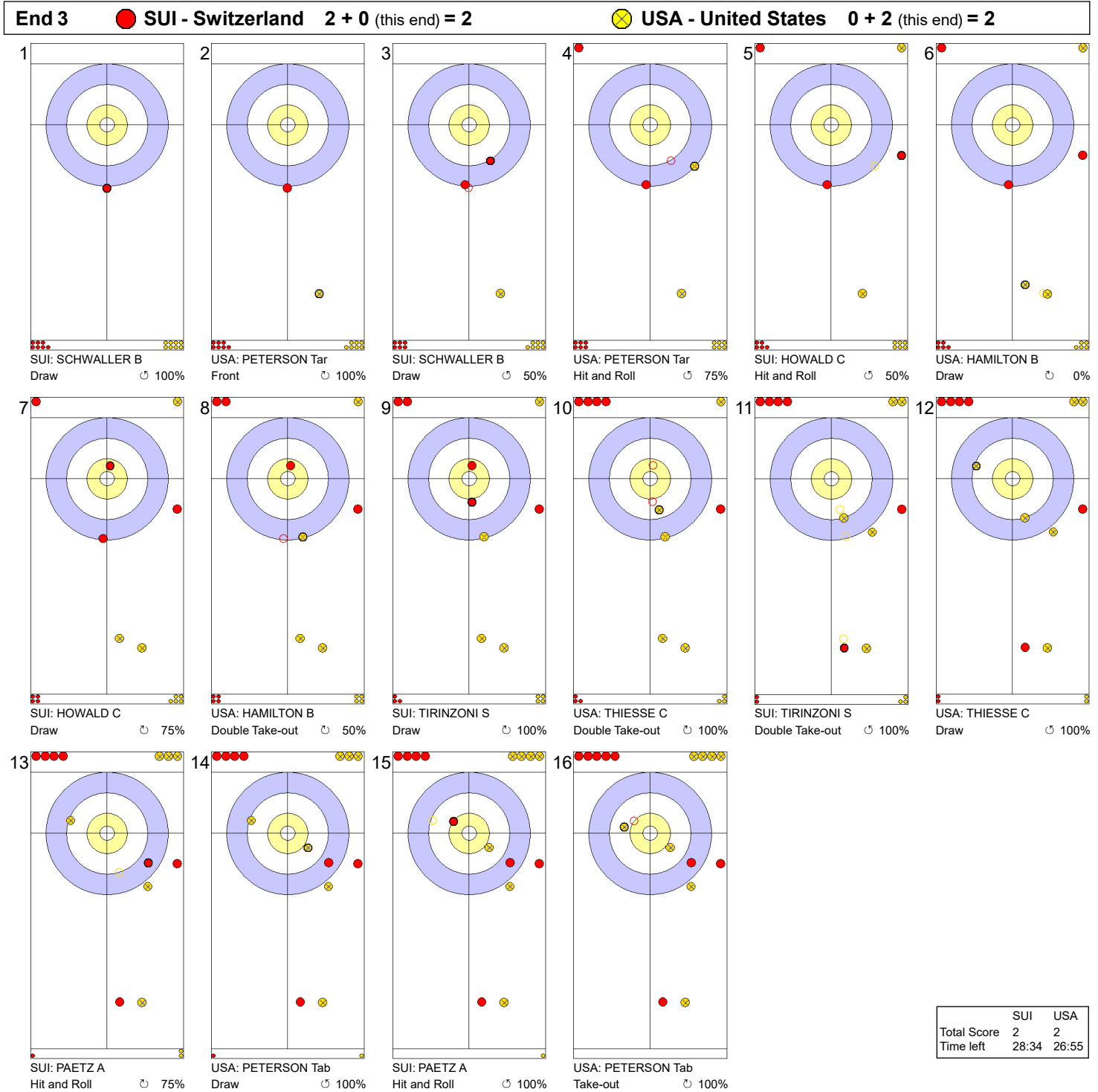


**Legend:**  
 ↻ Clockwise      ↺ Counter-clockwise      - Not considered

SAT 18 MAR 2023  
Start Time 14:00

Round Robin Session 1 - Sheet A

Game - Shot by Shot

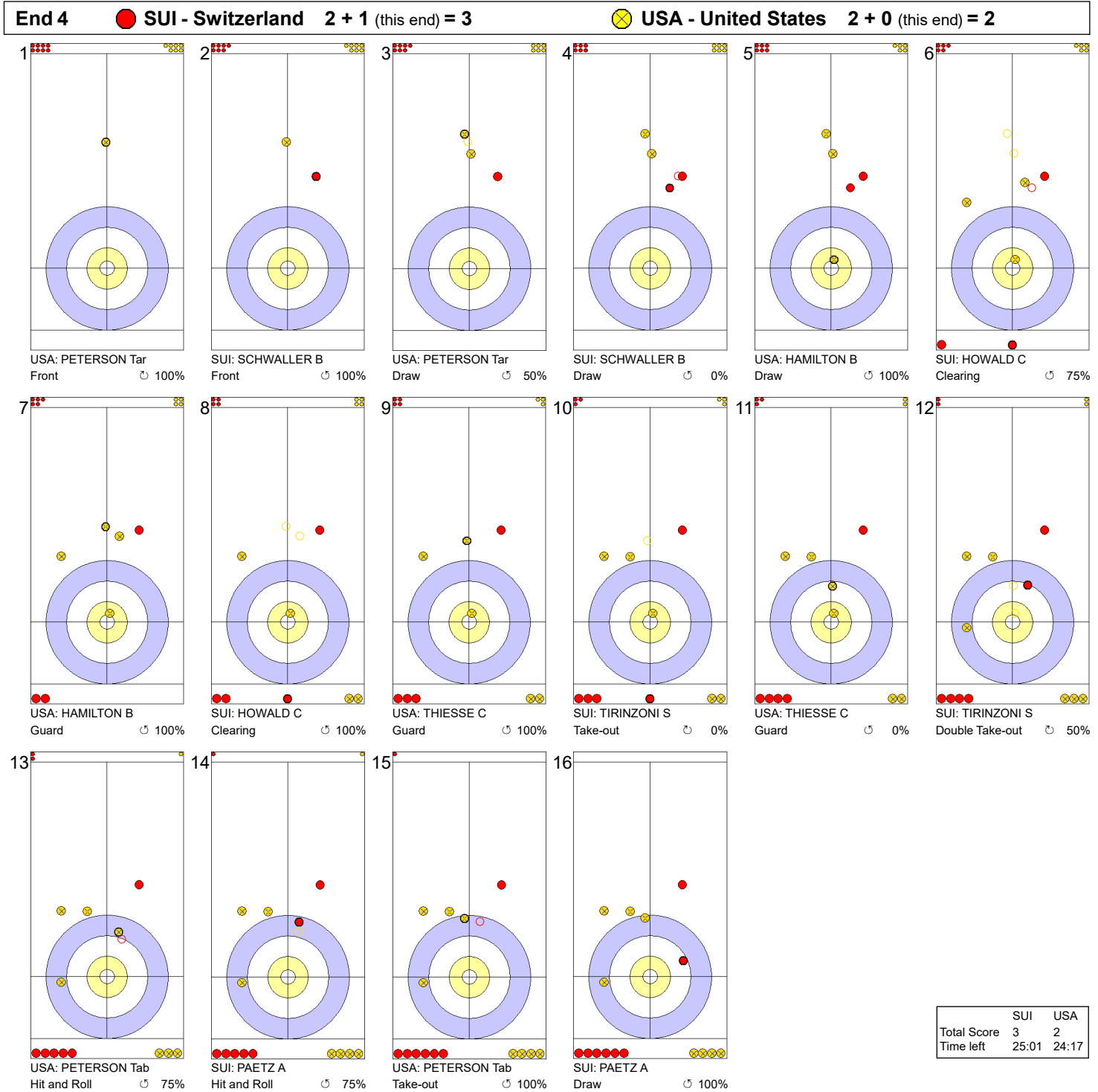


**Legend:**  
 ↻ Clockwise      ↺ Counter-clockwise      - Not considered

SAT 18 MAR 2023  
Start Time 14:00

Round Robin Session 1 - Sheet A

Game - Shot by Shot



**Legend:**  
 ↻ Clockwise      ↺ Counter-clockwise      - Not considered



SAT 18 MAR 2023  
Start Time 14:00

Round Robin Session 1 - Sheet A

Game - Shot by Shot



**Legend:**  
↻ Clockwise      ↻ Counter-clockwise      - Not considered

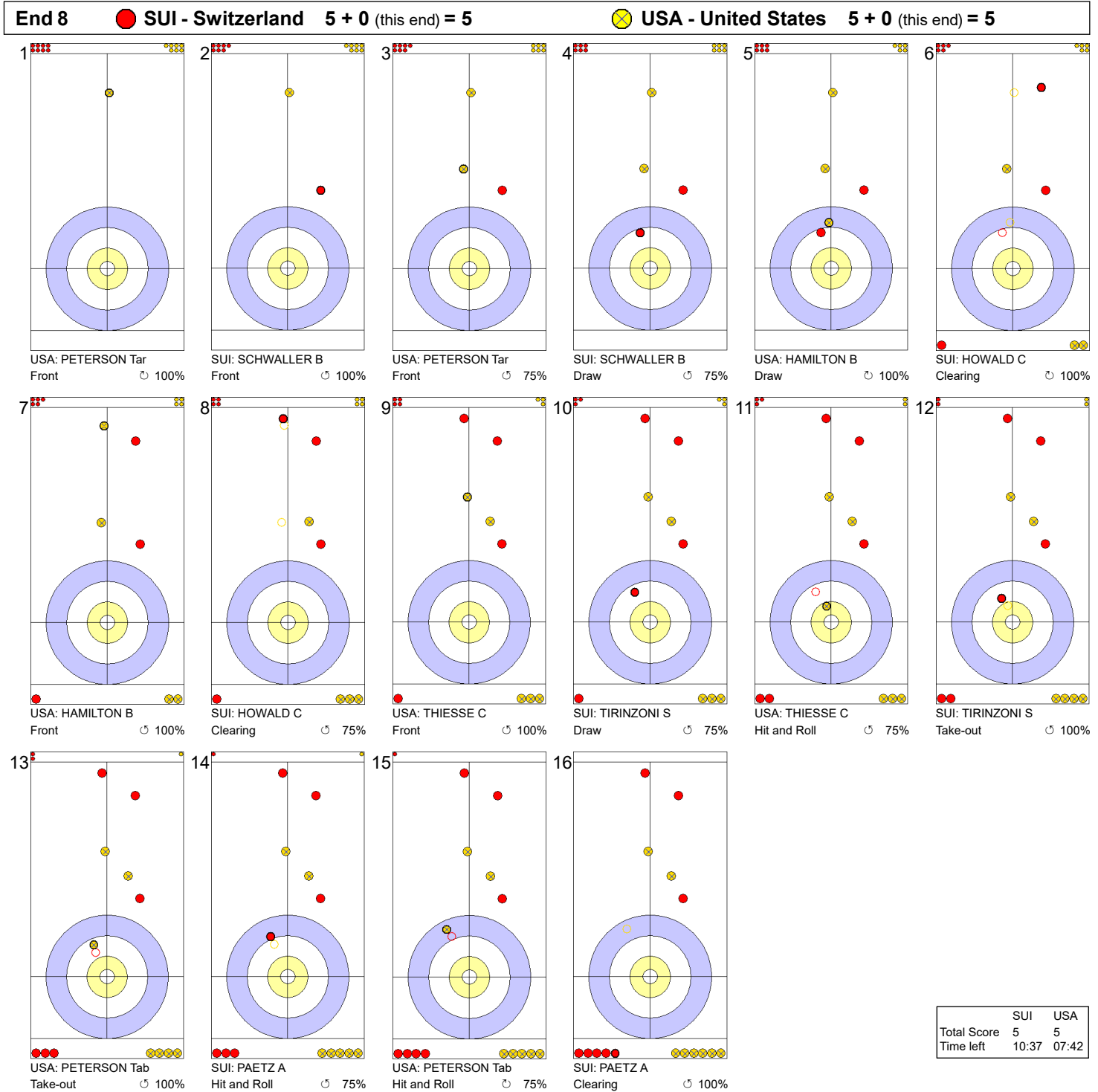




SAT 18 MAR 2023  
Start Time 14:00

Round Robin Session 1 - Sheet A

Game - Shot by Shot



**Legend:**  
 ↻ Clockwise      ↺ Counter-clockwise      - Not considered



SAT 18 MAR 2023  
Start Time 14:00

Round Robin Session 1 - Sheet A

Game - Shot by Shot



**Legend:**  
 ↻ Clockwise      ↺ Counter-clockwise      - Not considered

SAT 18 MAR 2023  
Start Time 14:00

Round Robin Session 1 - Sheet B

## Game Results

Sheet	Game	Team	LSFE	1	2	3	4	5	6	7	8	9	10	Extra Ends	Total
B	1	KOR - Korea	*	0	0	0	3	0	1	0	0	2	0		6
	1	NOR - Norway		0	0	1	0	2	0	1	1	0	3		8

KOR - Korea		Shot Success	Game	All
4 S	HA Seungyoun	76%	76%	
3 V	KIM Hyerin	75%	75%	
2	YANG Taei	76%	76%	
1	KIM Sujin	90%	90%	
A	-	-	-	
Team Total		79%	79%	

NOR - Norway		Shot Success	Game	All
4 V	SKASLIEN Kristin	78%	78%	
3 S	ROERVIK Marianne	74%	74%	
2	HASLEV NORDBYE Mille	86%	86%	
1	ROENNING Martine	91%	91%	
A	RAMSFJELL Maia	-	-	
Team Total		82%	82%	

Last Stone Draw		Distance
☺	KIM Hyerin	32.4cm
☹	HA Seungyoun	22.0cm
<b>Total</b>		<b>54.4cm</b>

Last Stone Draw		Distance
☺	ROENNING Martine	30.9cm
☹	SKASLIEN Kristin	42.2cm
<b>Total</b>		<b>73.1cm</b>

Time remaining: 0 minutes 6 seconds

Time-out: End 8 - KOR stone 8

Time remaining: 0 minutes 8 seconds

Time-out: End 10 - NOR stone 5

## Shot Success Analysis

KOR - Korea		☺	☹	Game
4	HA Seungyoun	6 83%	0 -	6 83%
	Take-outs	9 78%	4 63%	13 73%
	Total	15 80%	4 63%	19 76%
3	KIM Hyerin	2 63%	5 80%	7 75%
	Take-outs	5 65%	8 81%	13 75%
	Total	7 64%	13 81%	20 75%
2	YANG Taei	5 100%	1 100%	6 100%
	Take-outs	7 57%	7 75%	14 66%
	Total	12 75%	8 78%	20 76%
1	KIM Sujin	12 92%	1 100%	13 92%
	Take-outs	6 83%	1 100%	7 86%
	Total	18 89%	2 100%	20 90%
A -	Draws	0 -	0 -	0 -
	Take-outs	0 -	0 -	0 -
	Total	0 -	0 -	0 -
Team	Draws	25 89%	7 86%	32 88%
	Take-outs	27 71%	20 76%	47 73%
	Total	52 80%	27 79%	79 79%

NOR - Norway		☺	☹	Game
4	SKASLIEN Kristin	3 33%	2 75%	5 50%
	Take-outs	10 83%	5 95%	15 87%
	Total	13 71%	7 89%	20 78%
3	ROERVIK Marianne	5 60%	2 100%	7 71%
	Take-outs	8 78%	5 70%	13 75%
	Total	13 71%	7 79%	20 74%
2	HASLEV NORDBYE Mille	8 91%	1 100%	9 92%
	Take-outs	6 83%	5 80%	11 82%
	Total	14 88%	6 83%	20 86%
1	ROENNING Martine	9 92%	5 90%	14 91%
	Take-outs	1 100%	5 90%	6 92%
	Total	10 93%	10 90%	20 91%
A RAMSFJELL Maia	Draws	0 -	0 -	0 -
	Take-outs	0 -	0 -	0 -
	Total	0 -	0 -	0 -
Team	Draws	25 78%	10 90%	35 81%
	Take-outs	25 82%	20 84%	45 83%
	Total	50 80%	30 86%	80 82%

### Note:

Position and function for each team member:

4 = Fourth, 3 = Third, 2 = Second, 1 = Lead, A = Alternate, S = Skip, V = Vice-Skip

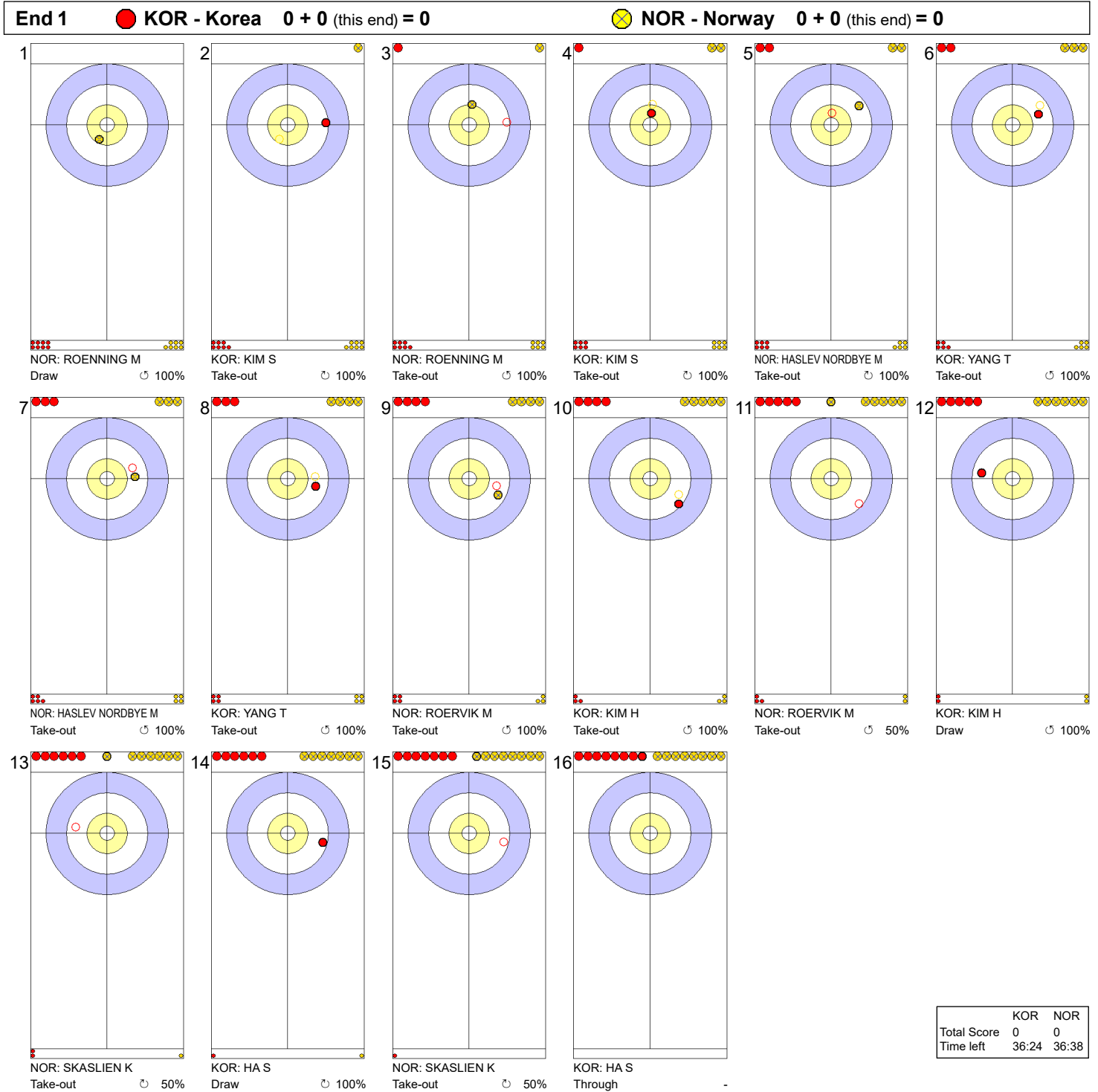
### Legend:

☺ Clockwise

☹ Counter-clockwise

LSFE(\*) Last Stone First End

Game - Shot by Shot

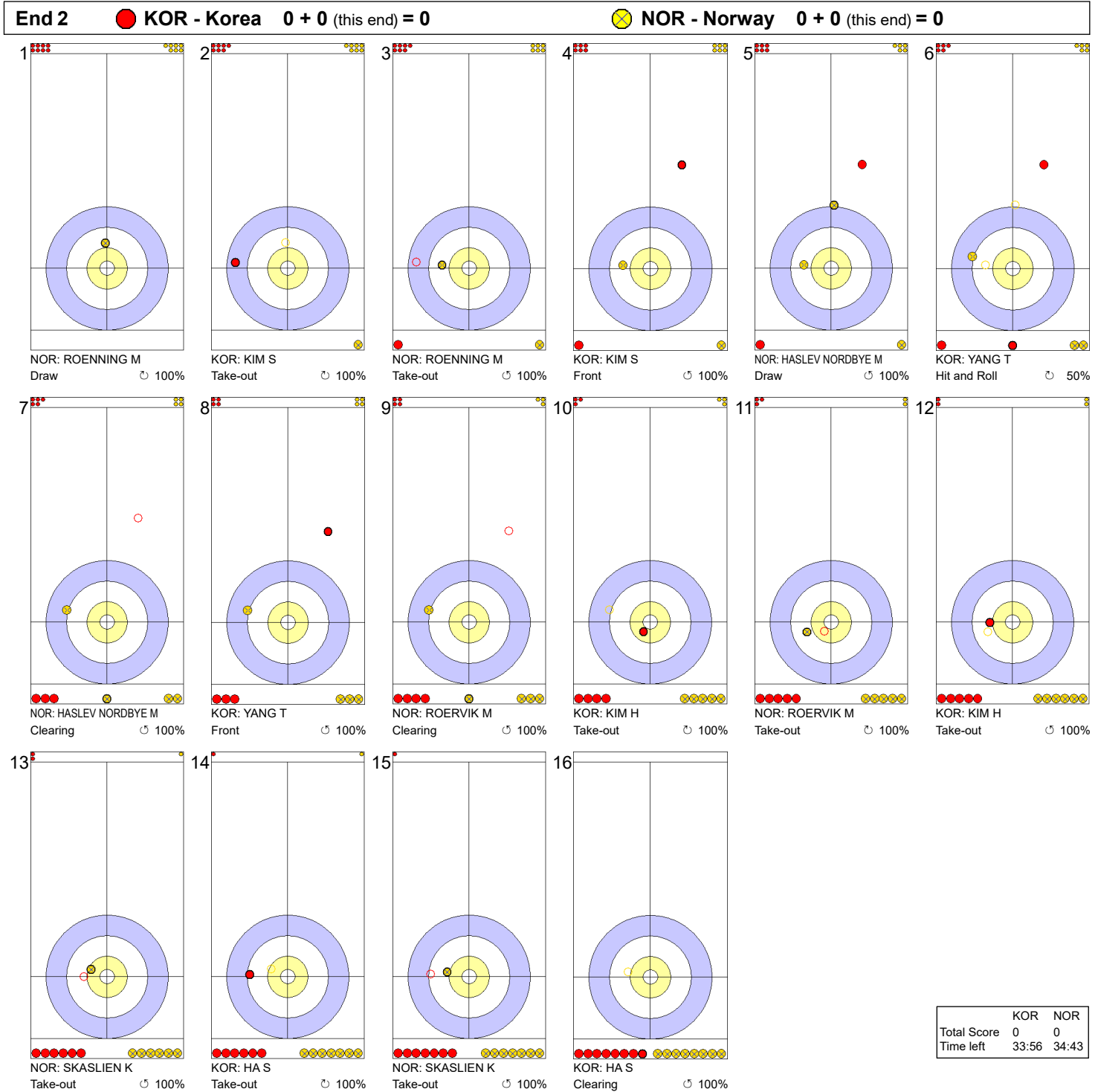


**Legend:**  
 ↻ Clockwise      ↺ Counter-clockwise      - Not considered

SAT 18 MAR 2023  
Start Time 14:00


Round Robin Session 1 - Sheet B

Game - Shot by Shot



**Legend:**  
 ↻ Clockwise      ↺ Counter-clockwise      - Not considered

Game - Shot by Shot



**Legend:**  
 ↻ Clockwise      ↺ Counter-clockwise      - Not considered

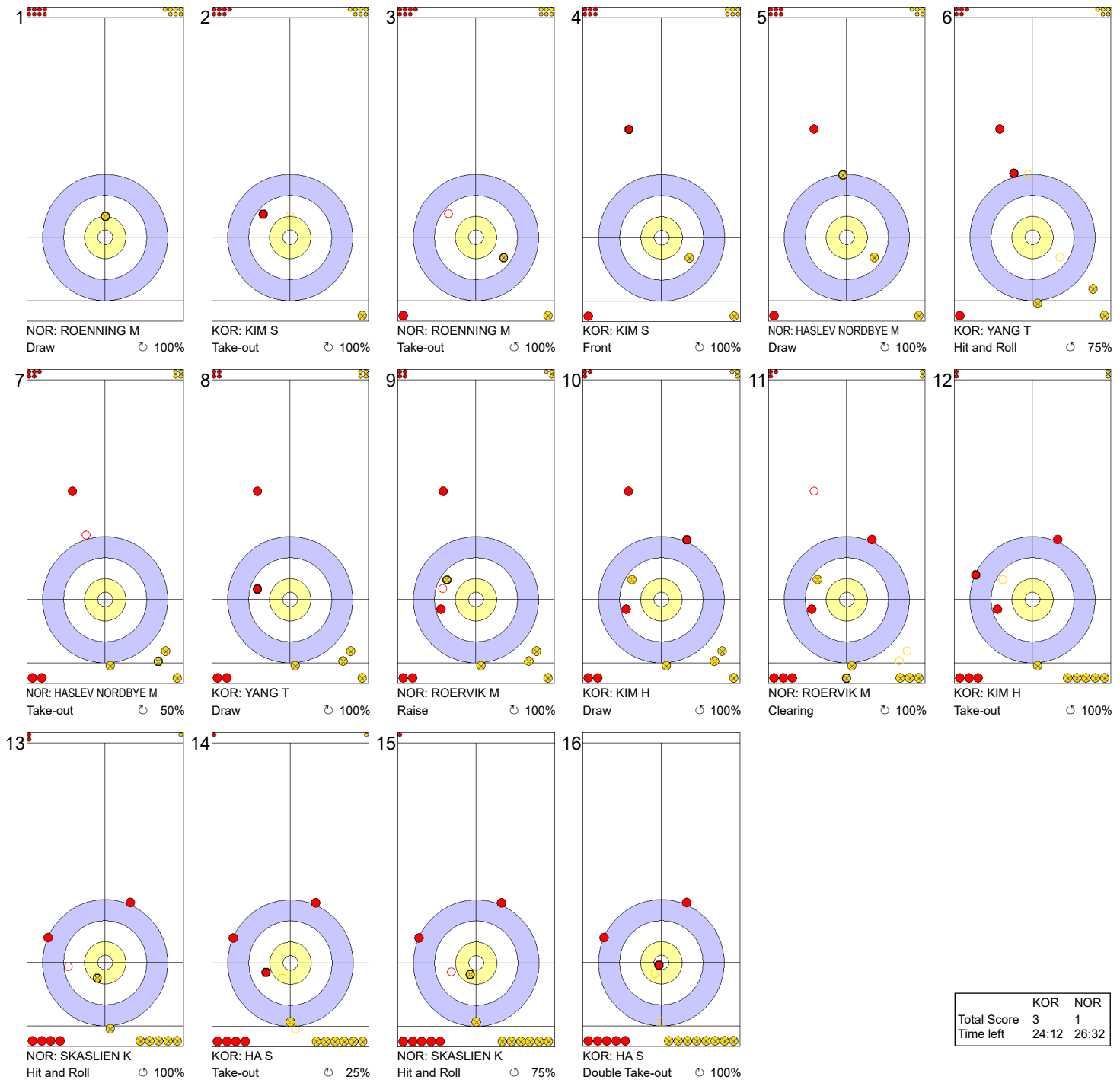


**SAT 18 MAR 2023**
  
**Start Time 14:00**

**Round Robin Session 1 - Sheet B**

**Game - Shot by Shot**

**End 4**    ● **KOR - Korea**    0 + 3 (this end) = 3                      ⊗ **NOR - Norway**    1 + 0 (this end) = 1

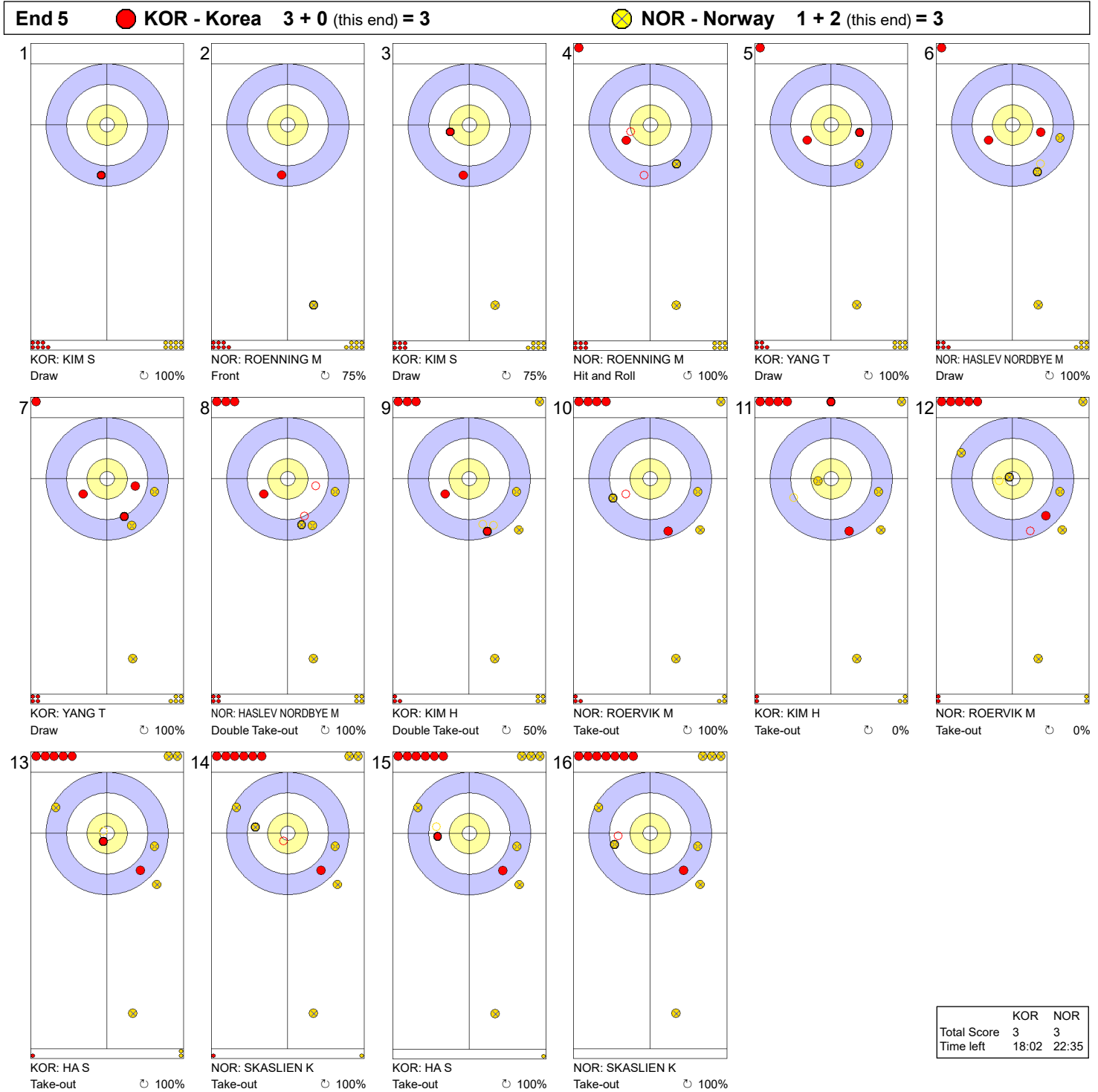


	KOR	NOR
Total Score	3	1
Time left	24:12	26:32

**Legend:**  
 ↻ Clockwise                                      ↺ Counter-clockwise                                      - Not considered



**Game - Shot by Shot**

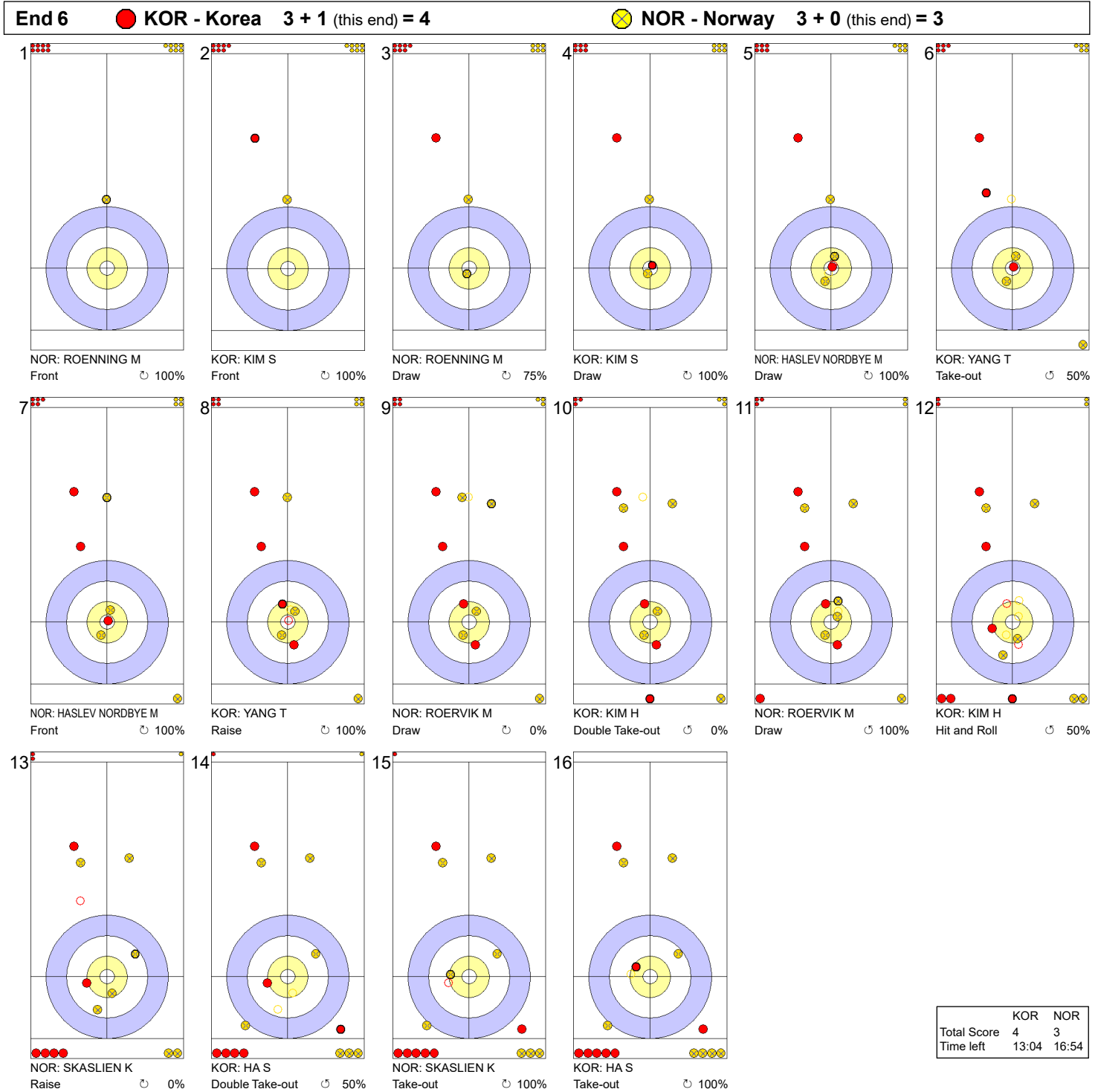


**Legend:**  
 ↻ Clockwise      ↺ Counter-clockwise      - Not considered

**SAT 18 MAR 2023**  
 Start Time 14:00

**Round Robin Session 1 - Sheet B**

**Game - Shot by Shot**



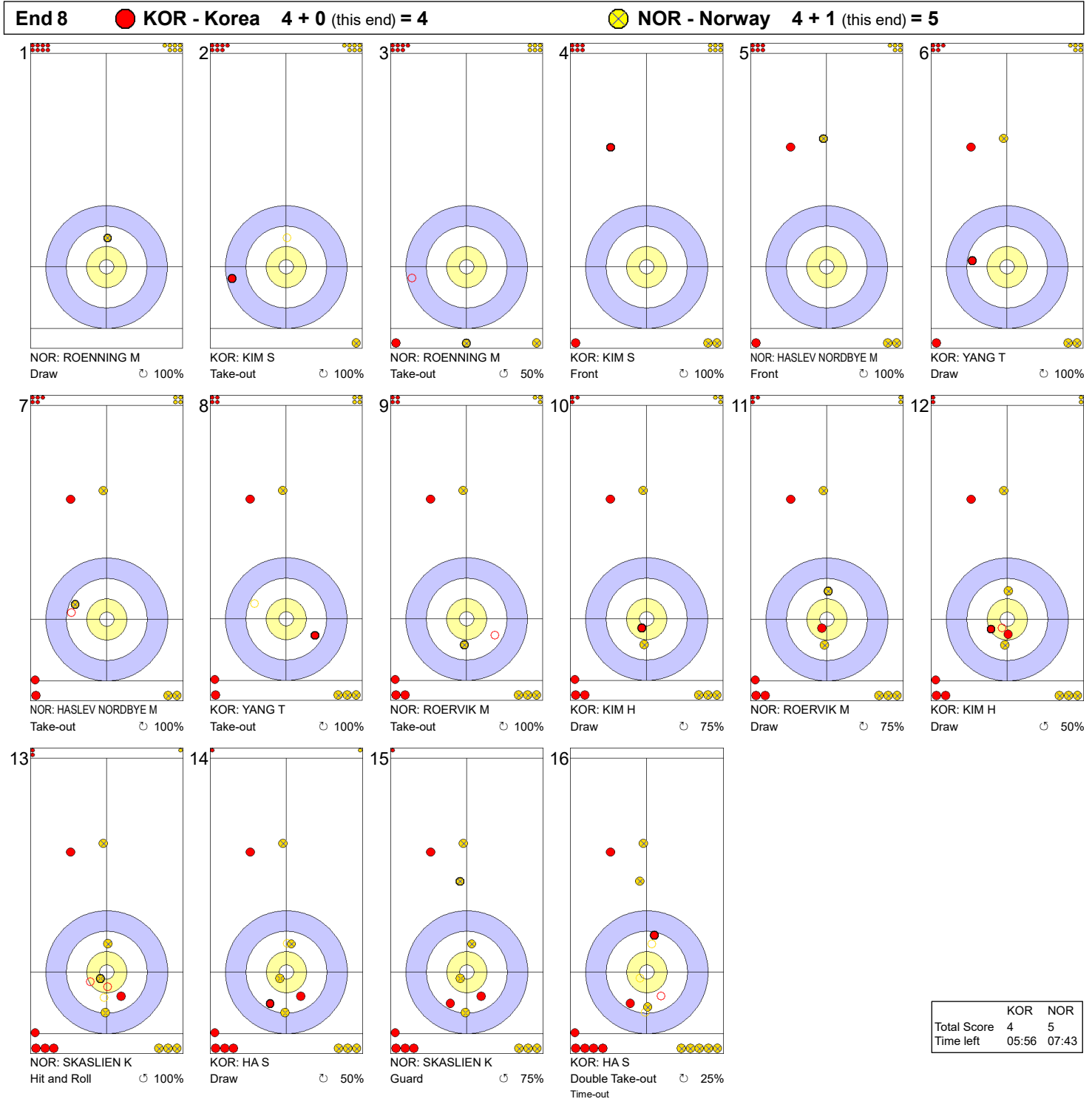
**Legend:**  
 ↻ Clockwise      ↺ Counter-clockwise      - Not considered





**SAT 18 MAR 2023**
  
**Start Time 14:00**

**Round Robin Session 1 - Sheet B**

**Game - Shot by Shot**

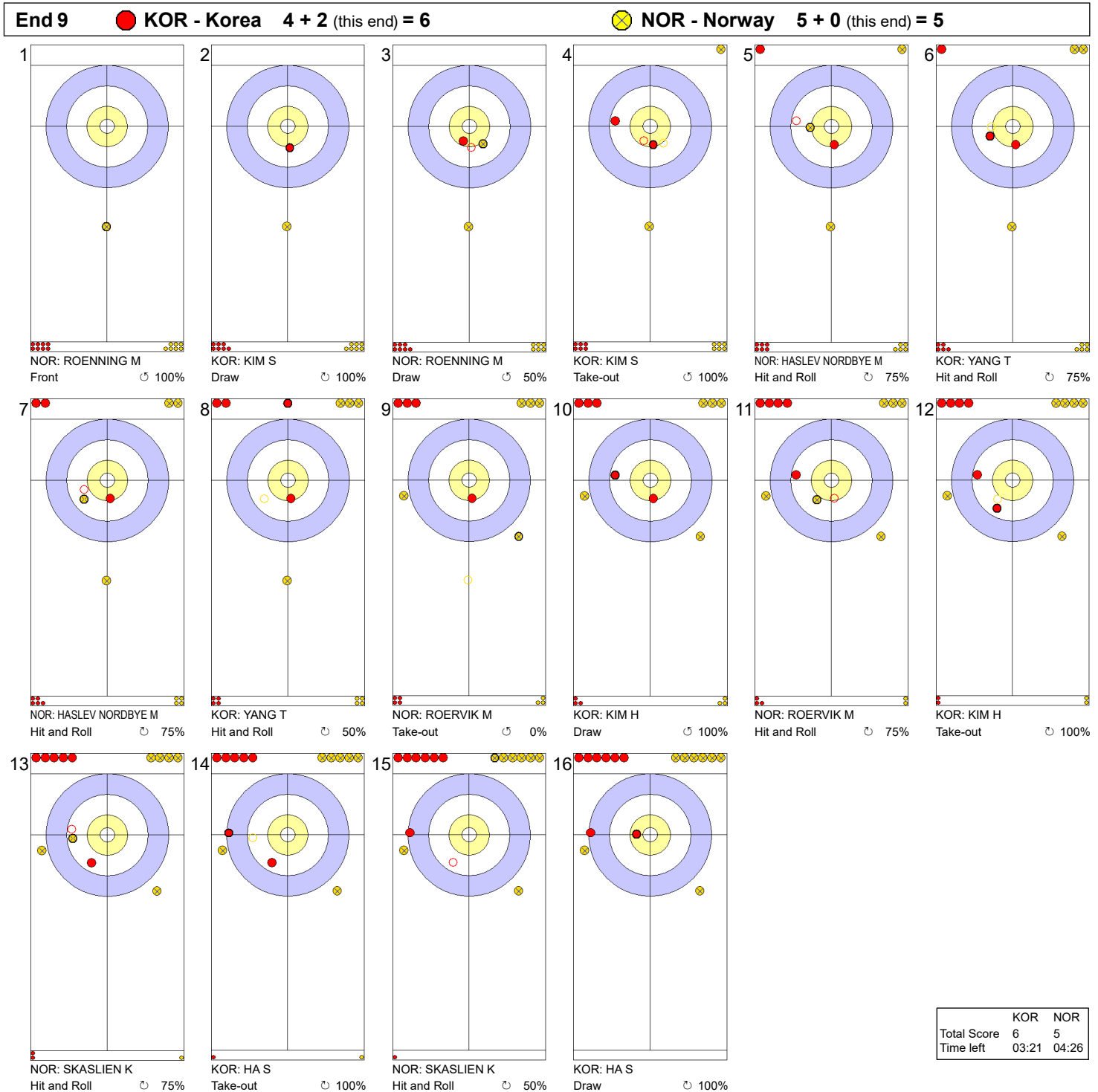


**Legend:**  
 Clockwise     
  Counter-clockwise     
 - Not considered

**SAT 18 MAR 2023**  
 Start Time 14:00

**Round Robin Session 1 - Sheet B**

**Game - Shot by Shot**

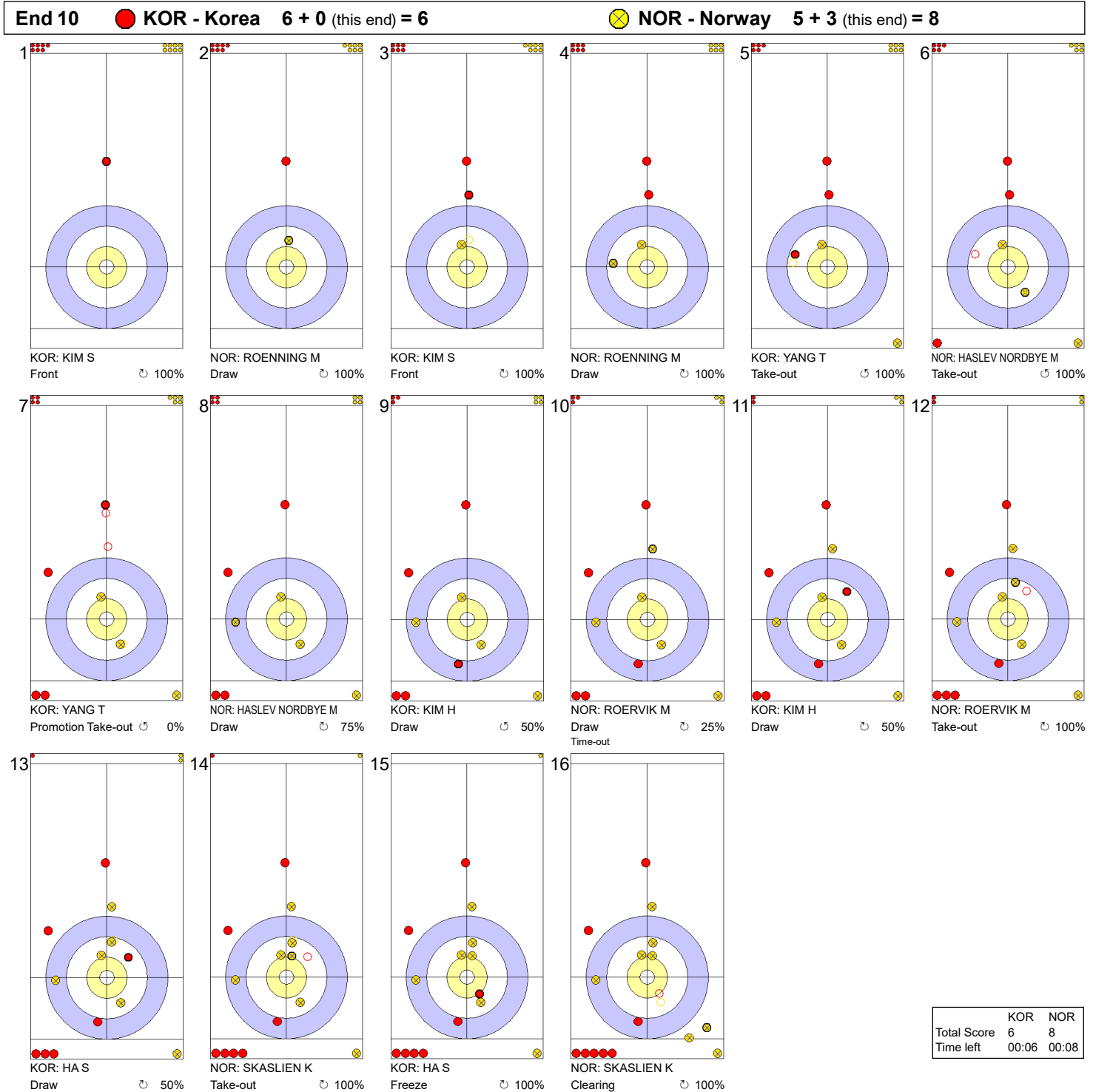


**Legend:**  
 ↻ Clockwise      ↺ Counter-clockwise      - Not considered

**SAT 18 MAR 2023**  
 Start Time 14:00

**Round Robin Session 1 - Sheet B**

**Game - Shot by Shot**



**Legend:**  
 ⌚ Clockwise      ⌚ Counter-clockwise      - Not considered

SAT 18 MAR 2023  
Start Time 14:00

Round Robin Session 1 - Sheet C

## Game Results

Sheet	Game	Team	LSFE	1	2	3	4	5	6	7	8	9	10	Extra Ends	Total
C	1	NZL - New Zealand		0	1	0	0	1	0	X	X	X	X		2
	1	SWE - Sweden	*	3	0	3	6	0	2	X	X	X	X		14

NZL - New Zealand		Shot Success	Game	All
4 S	SMITH Jessica	50%	50%	
3 V	THOMPSON Holly	56%	56%	
2	BECKER Bridget	73%	73%	
1	THURLOW Natalie	75%	75%	
A	KINNEY Ruby	-	-	
Team Total		64%	64%	

SWE - Sweden		Shot Success	Game	All
4 S	HASSELBORG Anna	88%	88%	
3 V	McMANUS Sara	85%	85%	
2	KNOCHENHAUER Agnes	94%	94%	
1	MABERGS Sofia	79%	79%	
A	HELDIN Johanna	-	-	
Team Total		86%	86%	

Last Stone Draw		Distance
⌚	THOMPSON Holly	199.6cm
⌚	BECKER Bridget	15.5cm
<b>Total</b>		<b>215.1cm</b>

Time remaining: 13 minutes 11 seconds

Last Stone Draw		Distance
⌚	MABERGS Sofia	2.2cm
⌚	HASSELBORG Anna	46.5cm
<b>Total</b>		<b>48.7cm</b>

Time remaining: 19 minutes 24 seconds

## Shot Success Analysis

NZL - New Zealand		⌚	⌚	Game
4	SMITH Jessica	Draws	4 94%	0 - 4 94%
	Take-outs	3 8%	5 40%	8 28%
	Total	7 57%	5 40%	12 50%
3	THOMPSON Holly	Draws	4 56%	1 100% 5 65%
	Take-outs	3 25%	4 69%	7 50%
	Total	7 43%	5 75%	12 56%
2	BECKER Bridget	Draws	2 75%	3 58% 5 65%
	Take-outs	3 83%	4 75%	7 79%
	Total	5 80%	7 68%	12 73%
1	THURLOW Natalie	Draws	6 75%	4 81% 10 78%
	Take-outs	1 75%	1 50%	2 63%
	Total	7 75%	5 75%	12 75%
A	KINNEY Ruby	Draws	0 - 0 - 0 -	
	Take-outs	0 - 0 - 0 -		
	Total	0 - 0 - 0 -		
Team	Draws	16 75%	8 75% 24 75%	
	Take-outs	10 43%	14 59% 24 52%	
	Total	26 63%	22 65% 48 64%	

SWE - Sweden		⌚	⌚	Game
4	HASSELBORG Anna	Draws	4 94%	6 79% 10 85%
	Take-outs	0 - 2 100%	2 100%	
	Total	4 94%	8 84%	12 88%
3	McMANUS Sara	Draws	1 100%	2 75% 3 83%
	Take-outs	4 69%	5 100%	9 86%
	Total	5 75%	7 93%	12 85%
2	KNOCHENHAUER Agnes	Draws	1 100%	1 100% 2 100%
	Take-outs	5 85%	5 100%	10 93%
	Total	6 88%	6 100%	12 94%
1	MABERGS Sofia	Draws	3 100%	7 79% 10 85%
	Take-outs	0 - 2 50%	2 50%	
	Total	3 100%	9 72%	12 79%
A	HELDIN Johanna	Draws	0 - 0 - 0 -	
	Take-outs	0 - 0 - 0 -		
	Total	0 - 0 - 0 -		
Team	Draws	9 97%	16 80% 25 86%	
	Take-outs	9 78%	14 93% 23 87%	
	Total	18 88%	30 86% 48 86%	

**Note:**  
Position and function for each team member:  
4 = Fourth, 3 = Third, 2 = Second, 1 = Lead, A = Alternate, S = Skip, V = Vice-Skip

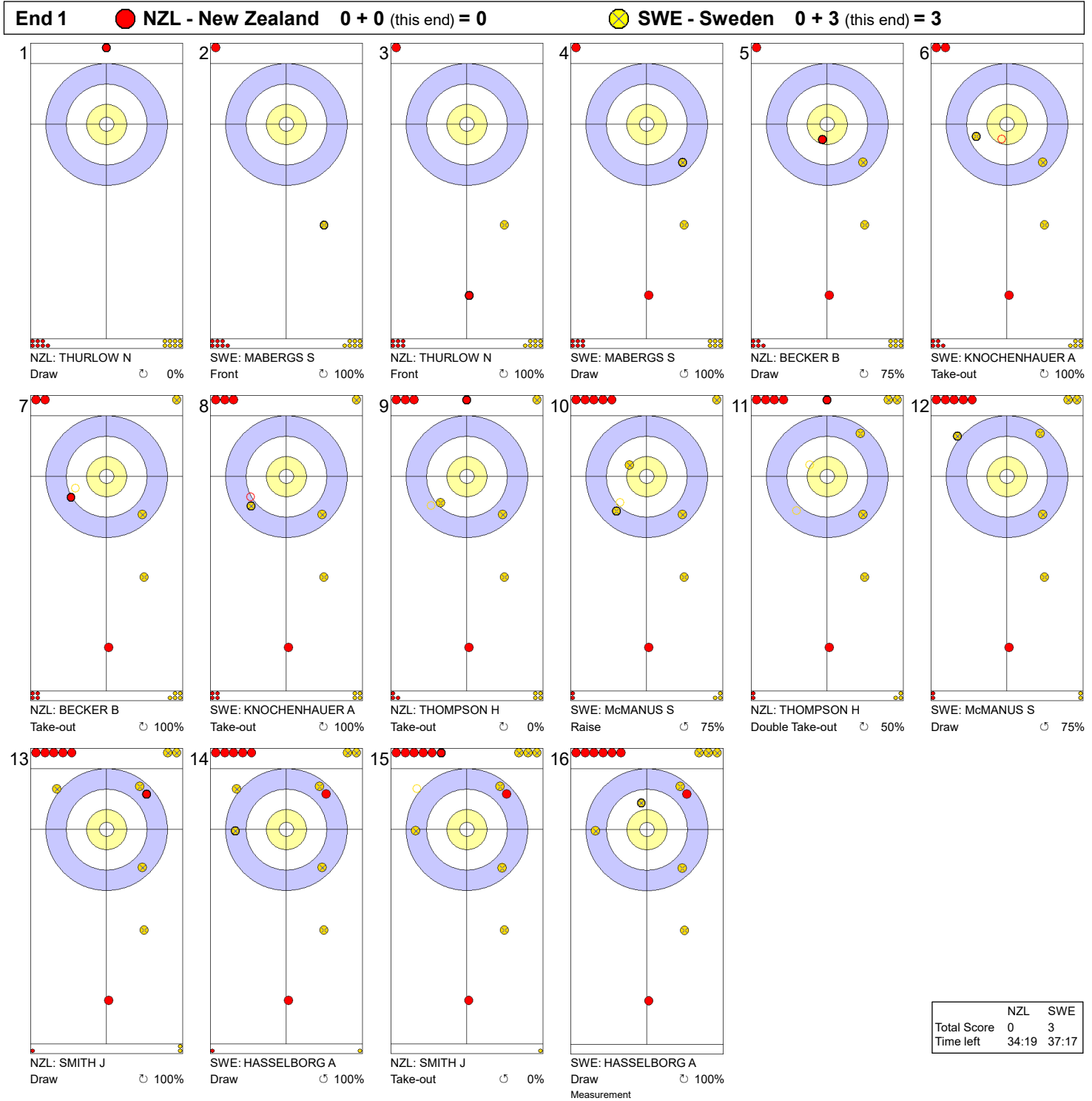
**Legend:**  
⌚ Clockwise ⌚ Counter-clockwise LSFE(\*) Last Stone First End  
X Unplayed/unfinished end due to concession



**SAT 18 MAR 2023**  
 Start Time 14:00

**Round Robin Session 1 - Sheet C**

**Game - Shot by Shot**



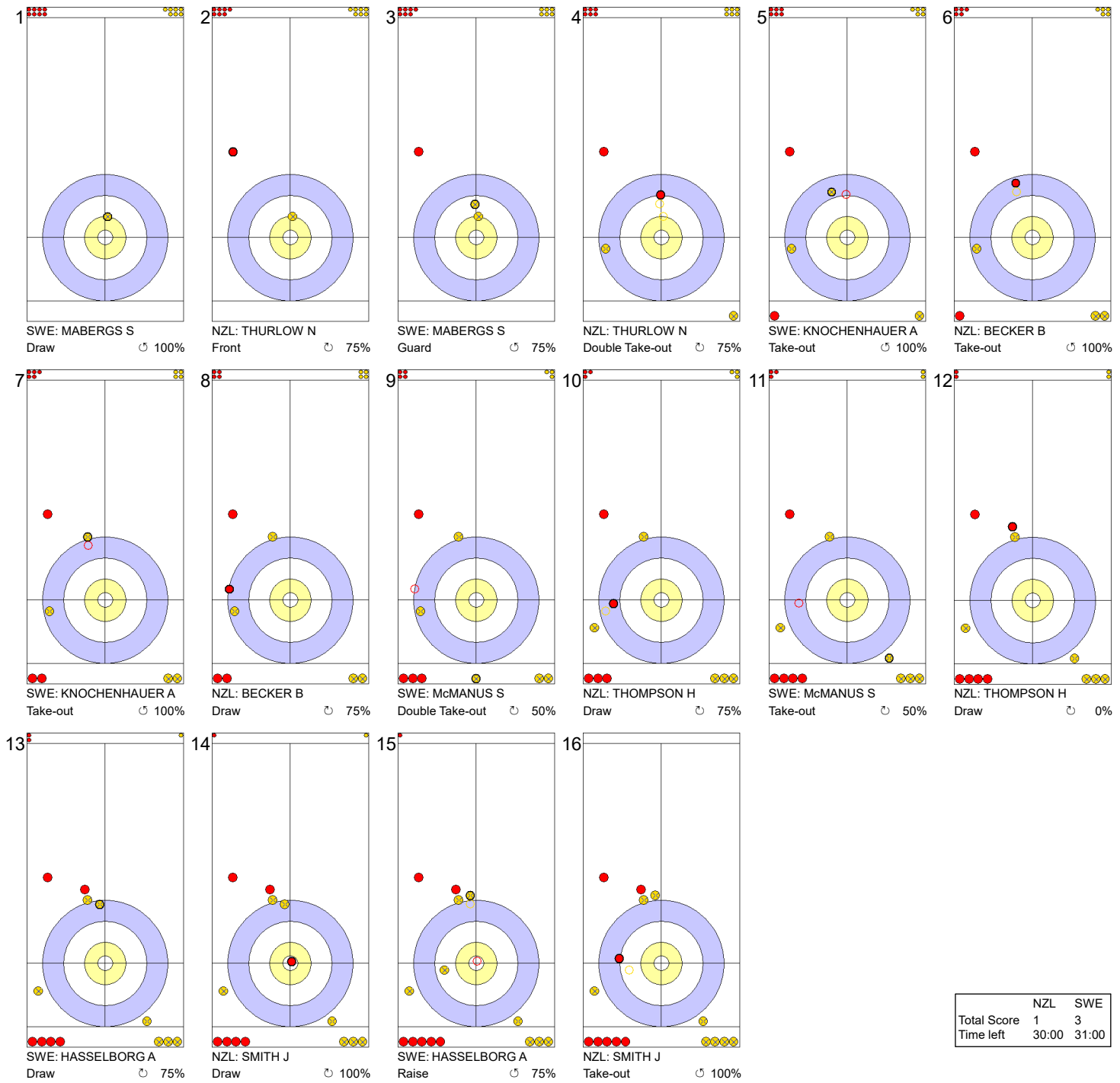
**Legend:**  
 ↻ Clockwise      ↺ Counter-clockwise      - Not considered

**SAT 18 MAR 2023**
  
**Start Time 14:00**

**Round Robin Session 1 - Sheet C**

**Game - Shot by Shot**

**End 2**    ● **NZL - New Zealand 0 + 1 (this end) = 1**    ● **SWE - Sweden 3 + 0 (this end) = 3**



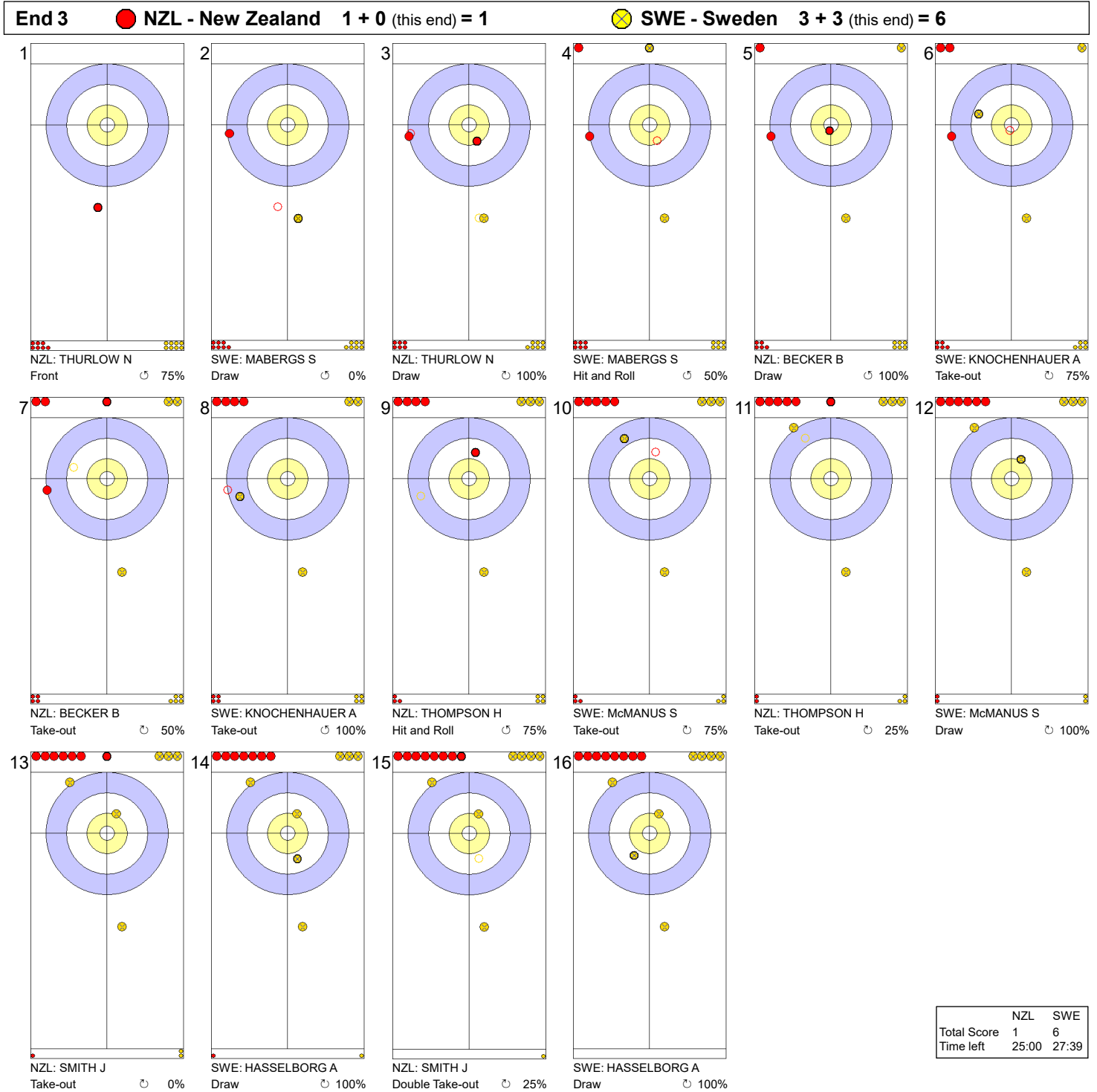
	NZL	SWE
Total Score	1	3
Time left	30:00	31:00

**Legend:**  
 ↻ Clockwise      ↺ Counter-clockwise      - Not considered

**SAT 18 MAR 2023**  
 Start Time 14:00

**Round Robin Session 1 - Sheet C**

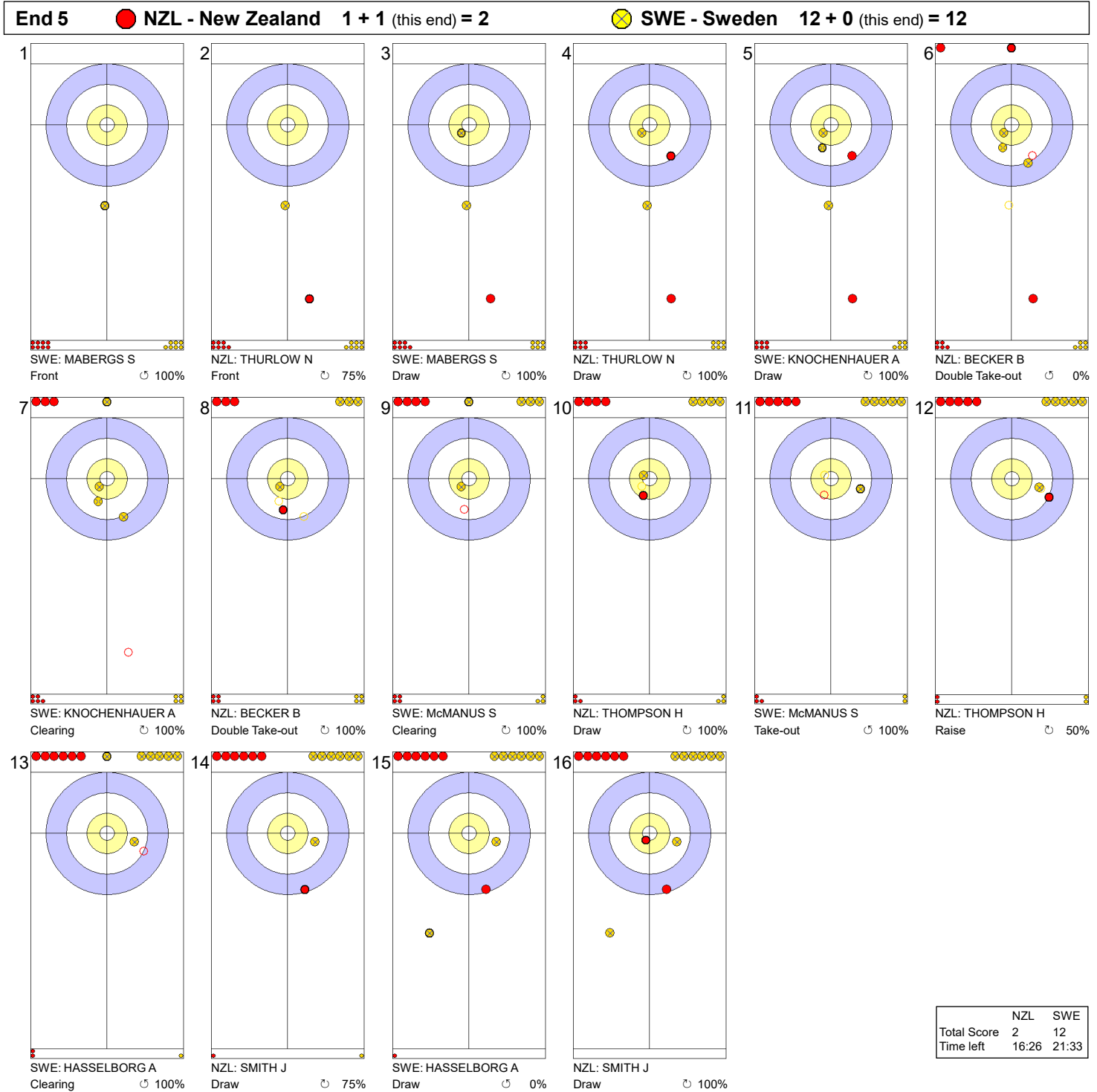
**Game - Shot by Shot**



**Legend:**  
 ↻ Clockwise                      ↺ Counter-clockwise                      - Not considered



Game - Shot by Shot

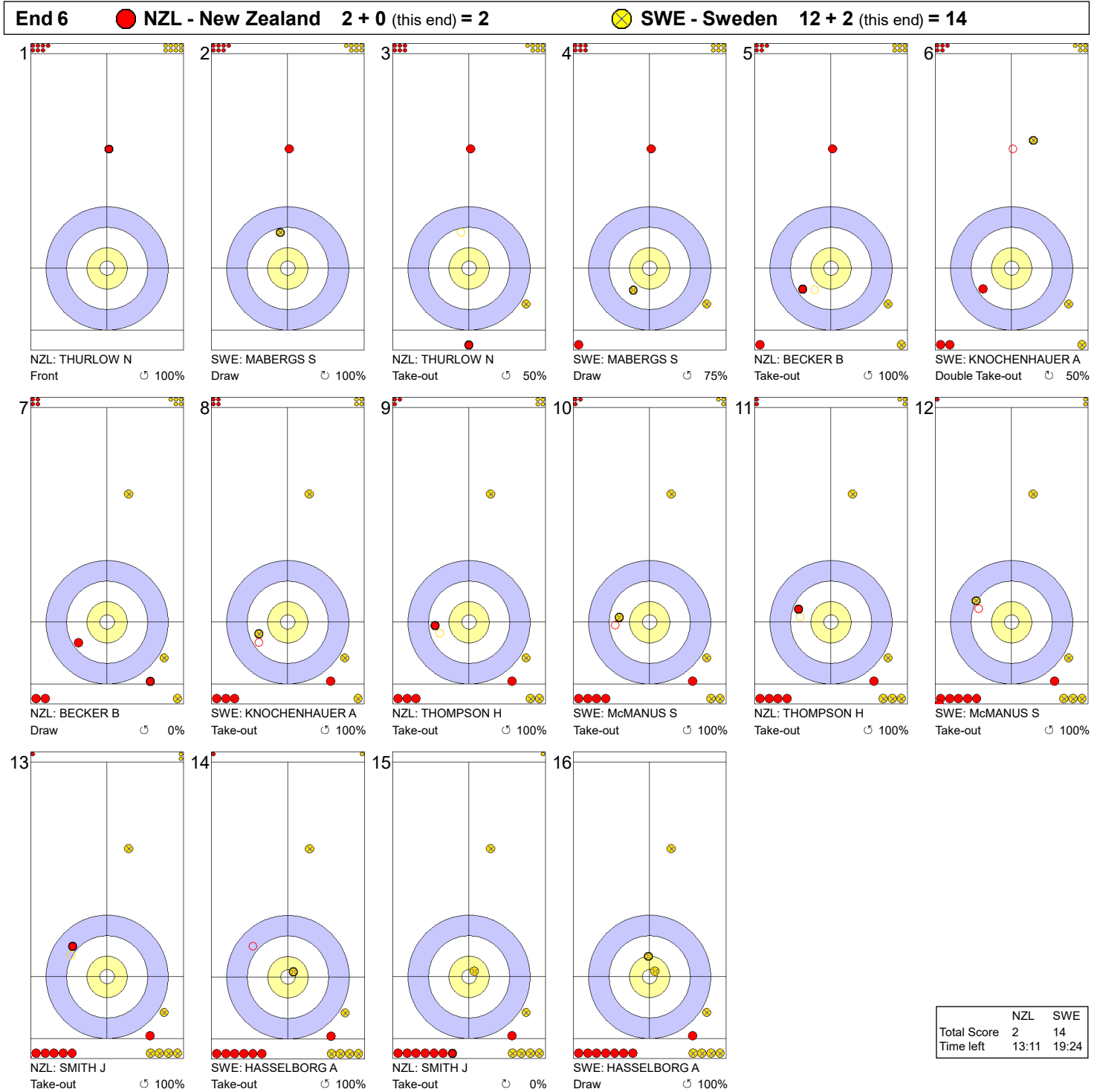


**Legend:**  
 ↻ Clockwise      ↺ Counter-clockwise      - Not considered

SAT 18 MAR 2023  
Start Time 14:00

Round Robin Session 1 - Sheet C

Game - Shot by Shot



**Legend:**  
 ⤵ Clockwise      ⤴ Counter-clockwise      - Not considered

SAT 18 MAR 2023  
Start Time 14:00

Round Robin Session 1 - Sheet D

## Game Results

Sheet	Game	Team	LSFE	1	2	3	4	5	6	7	8	9	10	Extra Ends	Total
D	1	DEN - Denmark		0	0	0	2	0	0	2	2	0	1		7
	1	JPN - Japan	*	1	1	2	0	1	1	0	0	0	0		6

DEN - Denmark		Shot Success	Game	All
4 S	DUPONT Madeleine	79%	79%	
3 V	HALSE Mathilde	80%	80%	
2	DUPONT Denise	73%	73%	
1	LARSEN My	86%	86%	
A	LANDER Jasmin	-	-	
Team Total		79%	79%	

JPN - Japan		Shot Success	Game	All
4 S	FUJISAWA Satsuki	65%	65%	
3 V	YOSHIDA Chinami	86%	86%	
2	SUZUKI Yumi	81%	81%	
1	YOSHIDA Yurika	88%	88%	
A	ISHIZAKI Kotomi	-	-	
Team Total		80%	80%	

Last Stone Draw		Distance
☺	LARSEN My	41.6cm
☹	DUPONT Madeleine	53.0cm
<b>Total</b>		<b>94.6cm</b>

Last Stone Draw		Distance
☺	SUZUKI Yumi	13.5cm
☹	YOSHIDA Chinami	36.6cm
<b>Total</b>		<b>50.1cm</b>

Time remaining: 2 minutes 5 seconds

Time-out: End 10 - DEN stone 5

Time remaining: 1 minute 13 seconds

Time-out: End 7 - JPN stone 7

## Shot Success Analysis

DEN - Denmark		☺	☹	Game
4	DUPONT Madeleine	Draws 5 80%	10 85%	15 83%
		Take-outs 2 100%	3 42%	5 65%
		Total 7 86%	13 75%	20 79%
3	HALSE Mathilde	Draws 0 -	11 93%	11 93%
		Take-outs 3 50%	6 71%	9 64%
		Total 3 50%	17 85%	20 80%
2	DUPONT Denise	Draws 6 83%	5 80%	11 82%
		Take-outs 4 69%	5 55%	9 61%
		Total 10 78%	10 68%	20 73%
1	LARSEN My	Draws 9 89%	11 84%	20 86%
		Take-outs 0 -	0 -	0 -
		Total 9 89%	11 84%	20 86%
A	LANDER Jasmin	Draws 0 -	0 -	0 -
		Take-outs 0 -	0 -	0 -
		Total 0 -	0 -	0 -
Team		Draws 20 85%	37 86%	57 86%
		Take-outs 9 69%	14 59%	23 63%
		Total 29 80%	51 79%	80 79%

JPN - Japan		☺	☹	Game
4	FUJISAWA Satsuki	Draws 2 50%	6 58%	8 56%
		Take-outs 7 68%	5 75%	12 71%
		Total 9 64%	11 66%	20 65%
3	YOSHIDA Chinami	Draws 3 67%	4 94%	7 82%
		Take-outs 7 79%	6 100%	13 88%
		Total 10 75%	10 98%	20 86%
2	SUZUKI Yumi	Draws 1 0%	6 83%	7 71%
		Take-outs 8 91%	5 80%	13 87%
		Total 9 81%	11 82%	20 81%
1	YOSHIDA Yurika	Draws 4 100%	15 83%	19 87%
		Take-outs 1 100%	0 -	1 100%
		Total 5 100%	15 83%	20 88%
A	ISHIZAKI Kotomi	Draws 0 -	0 -	0 -
		Take-outs 0 -	0 -	0 -
		Total 0 -	0 -	0 -
Team		Draws 10 70%	31 80%	41 77%
		Take-outs 23 80%	16 86%	39 83%
		Total 33 77%	47 82%	80 80%

### Note:

Position and function for each team member:

4 = Fourth, 3 = Third, 2 = Second, 1 = Lead, A = Alternate, S = Skip, V = Vice-Skip

### Legend:

☺ Clockwise

☹ Counter-clockwise

LSFE(\*) Last Stone First End

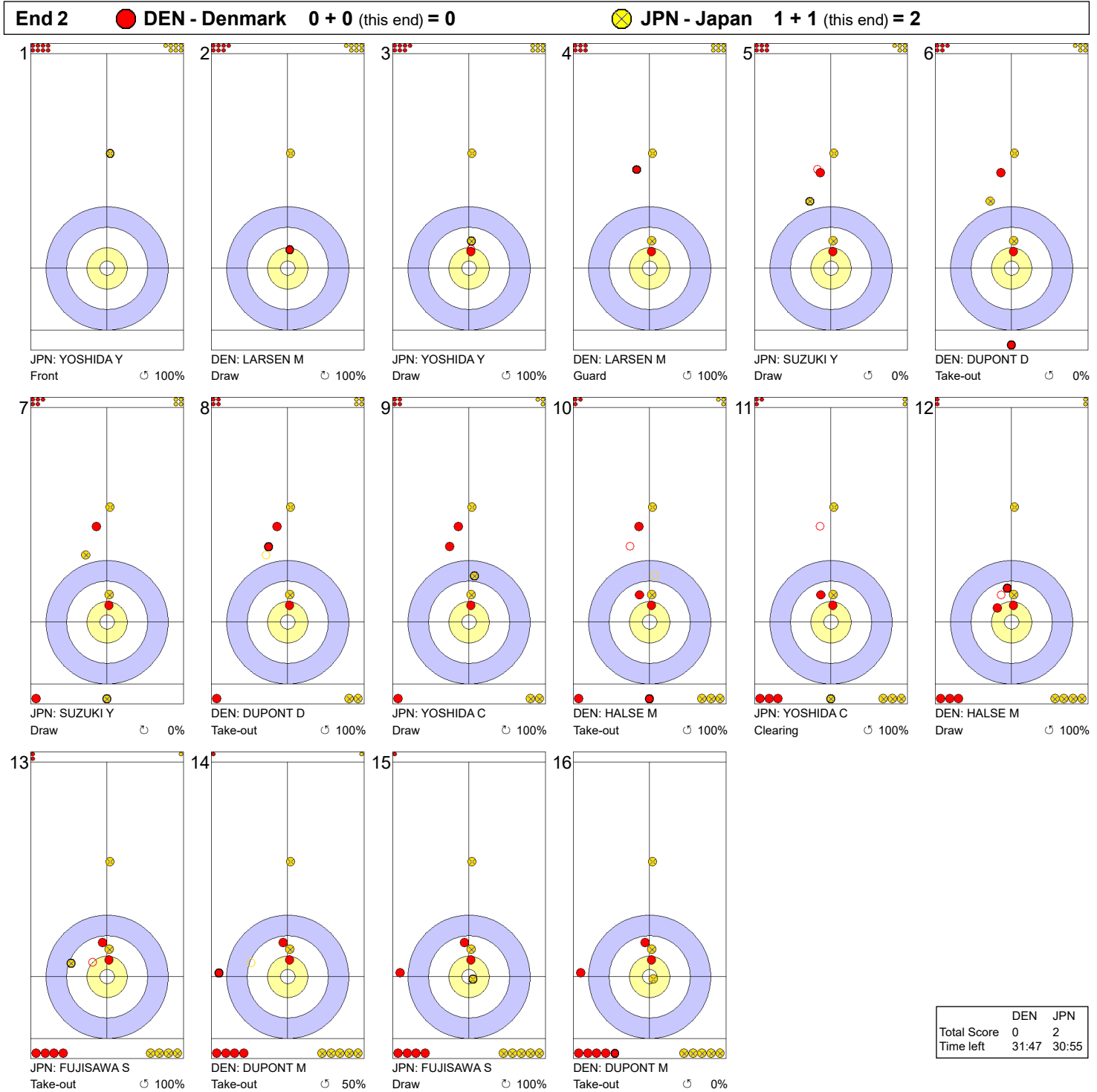




SAT 18 MAR 2023  
Start Time 14:00

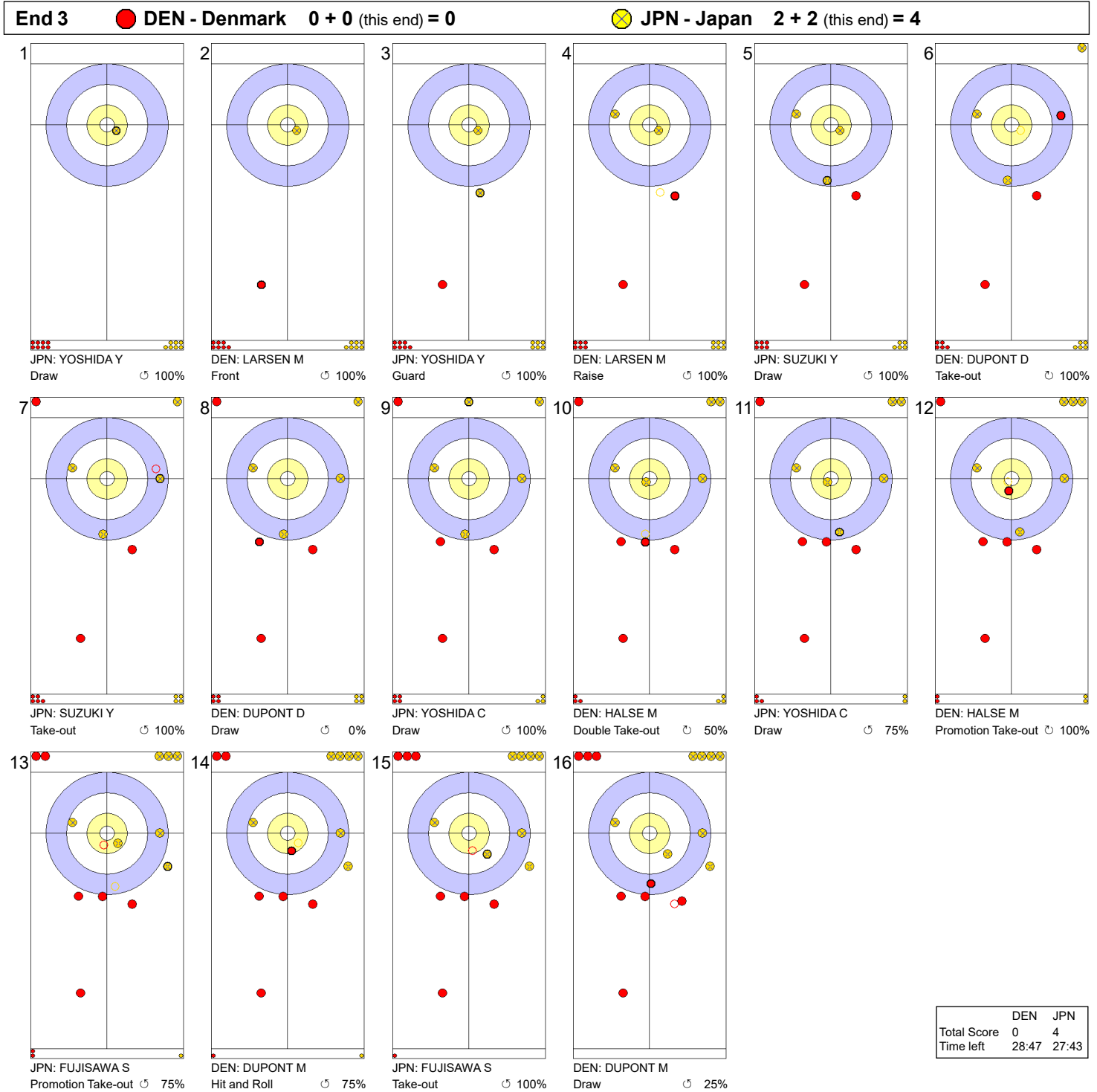
Round Robin Session 1 - Sheet D

Game - Shot by Shot



**Legend:**  
 ↻ Clockwise      ↺ Counter-clockwise      - Not considered

Game - Shot by Shot

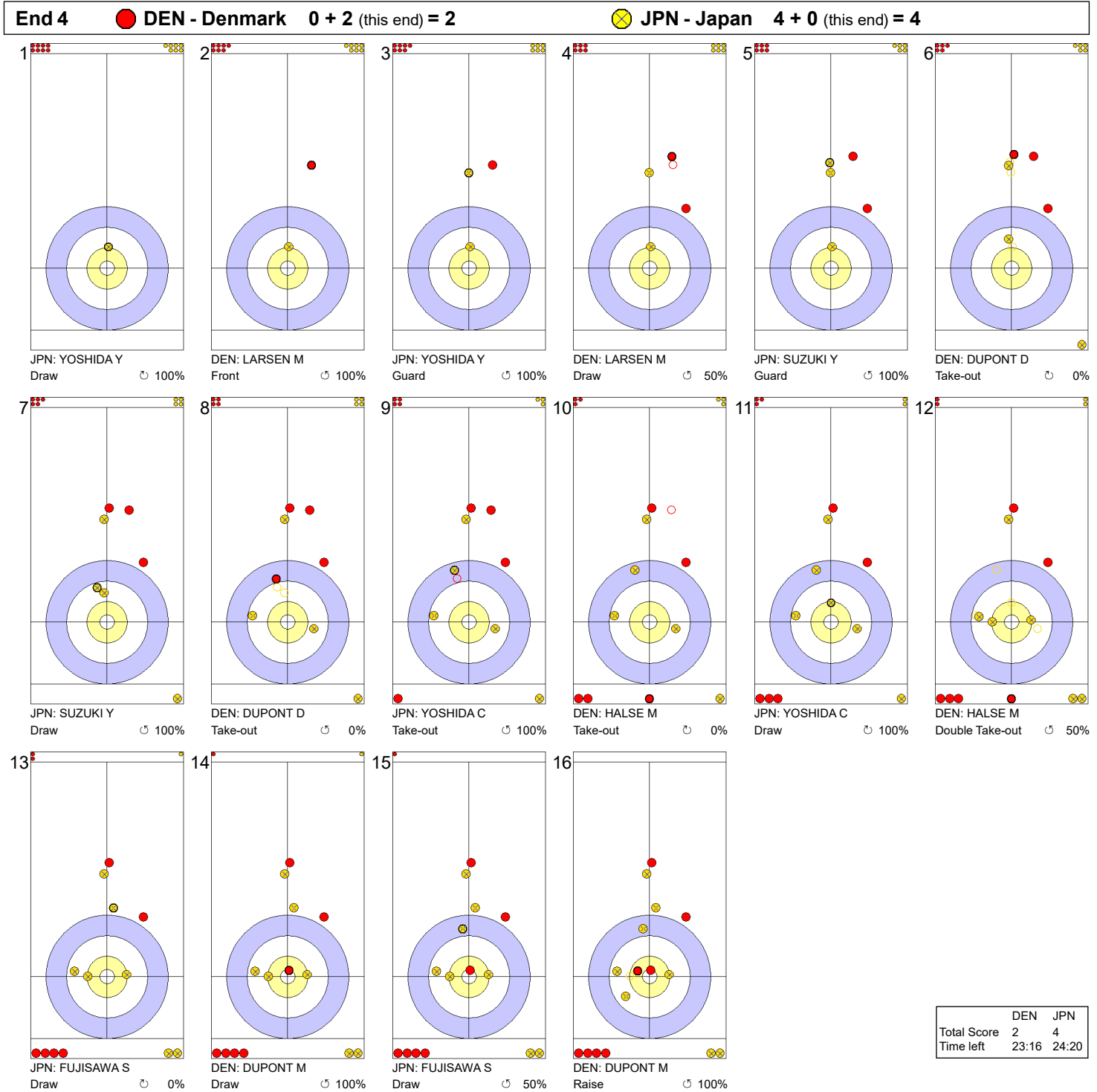


**Legend:**  
 ↻ Clockwise      ↺ Counter-clockwise      - Not considered

**SAT 18 MAR 2023**  
 Start Time 14:00

**Round Robin Session 1 - Sheet D**

**Game - Shot by Shot**




**Legend:**  
 ↻ Clockwise      ↺ Counter-clockwise      - Not considered

SAT 18 MAR 2023  
Start Time 14:00

Round Robin Session 1 - Sheet D

### Game - Shot by Shot

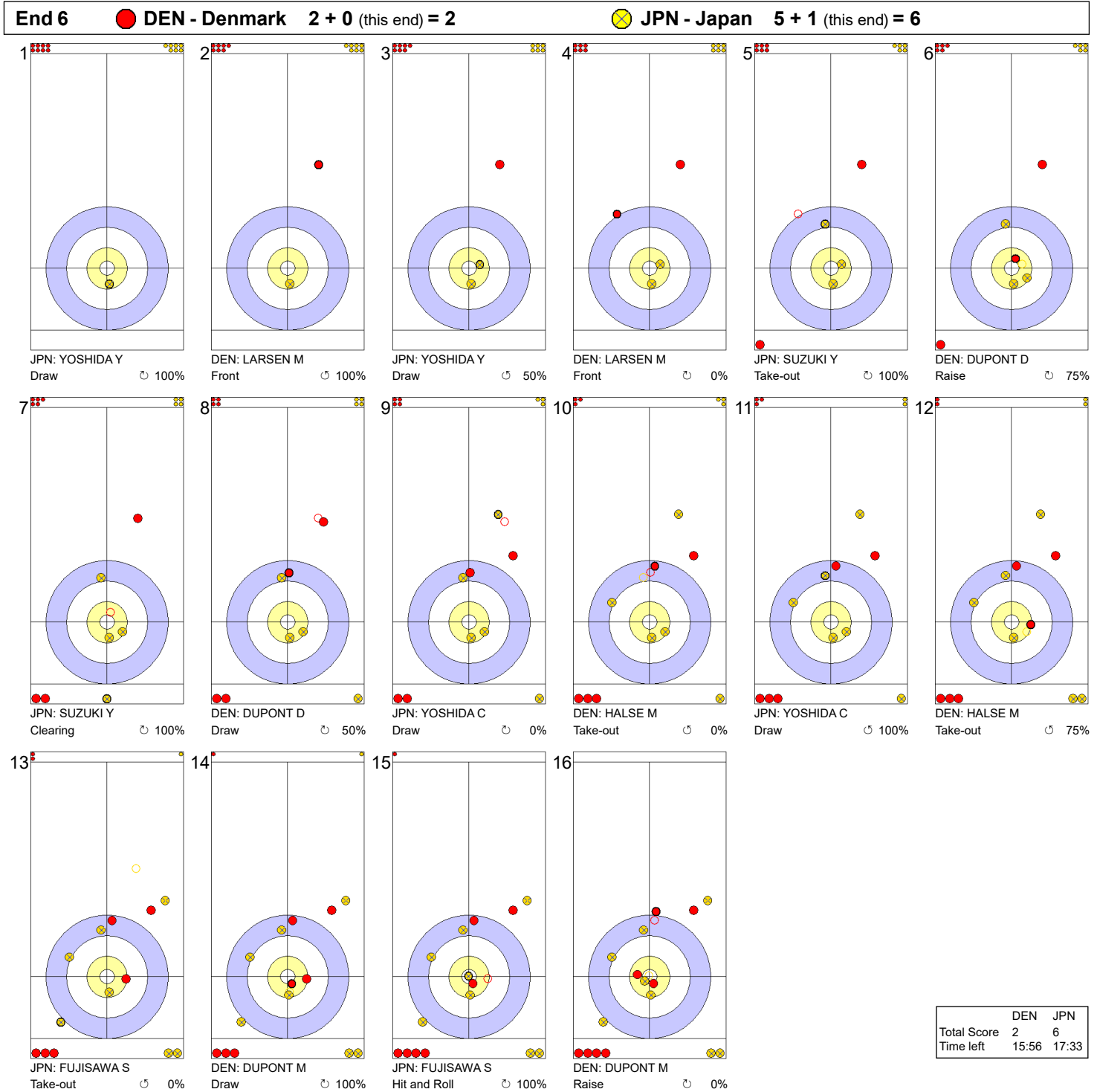


**Legend:**  
 ↻ Clockwise      ↺ Counter-clockwise      - Not considered

**SAT 18 MAR 2023**  
 Start Time 14:00

**Round Robin Session 1 - Sheet D**

**Game - Shot by Shot**



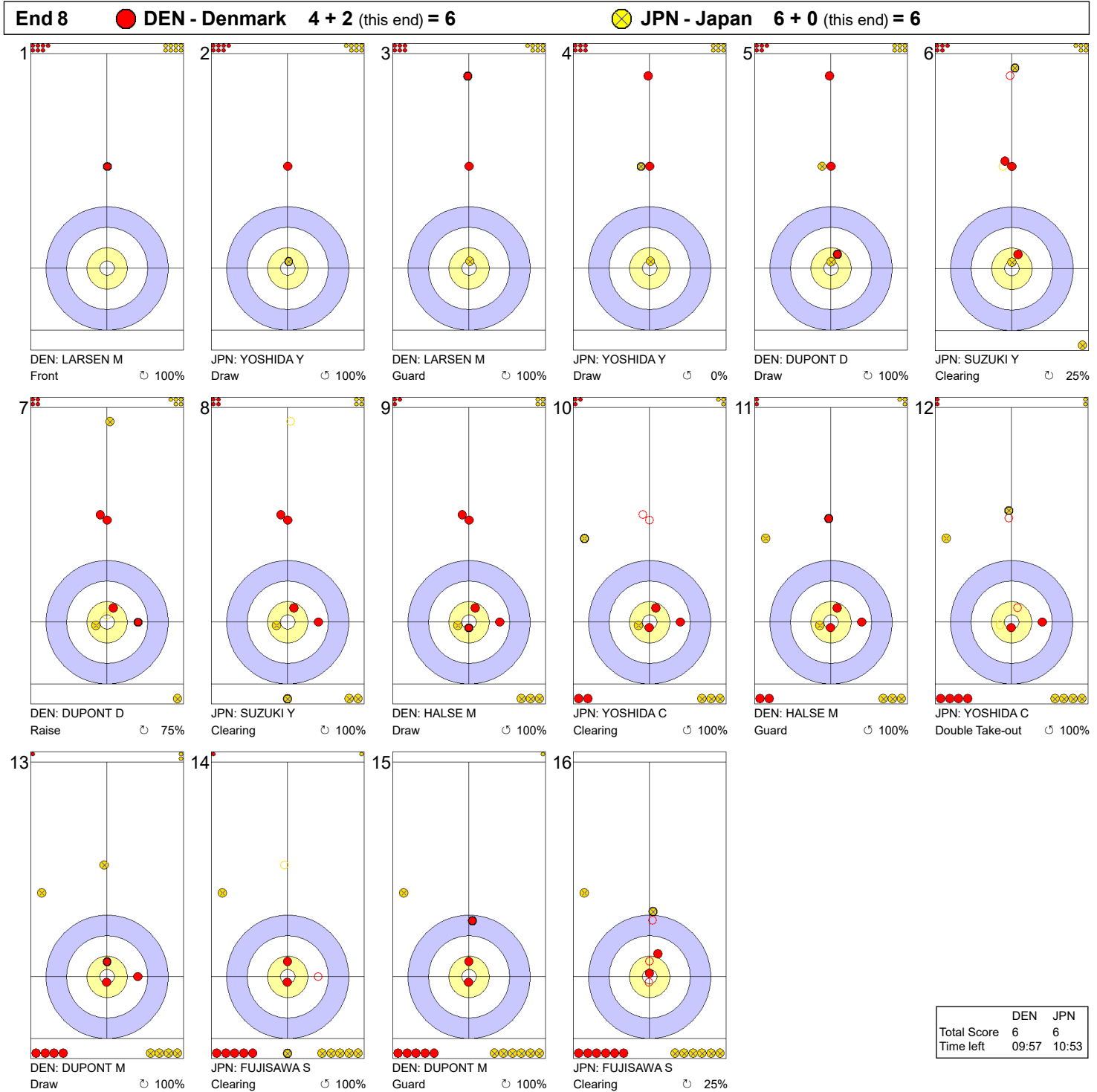
**Legend:**  
 ↻ Clockwise      ↺ Counter-clockwise      - Not considered



**SAT 18 MAR 2023**  
 Start Time 14:00

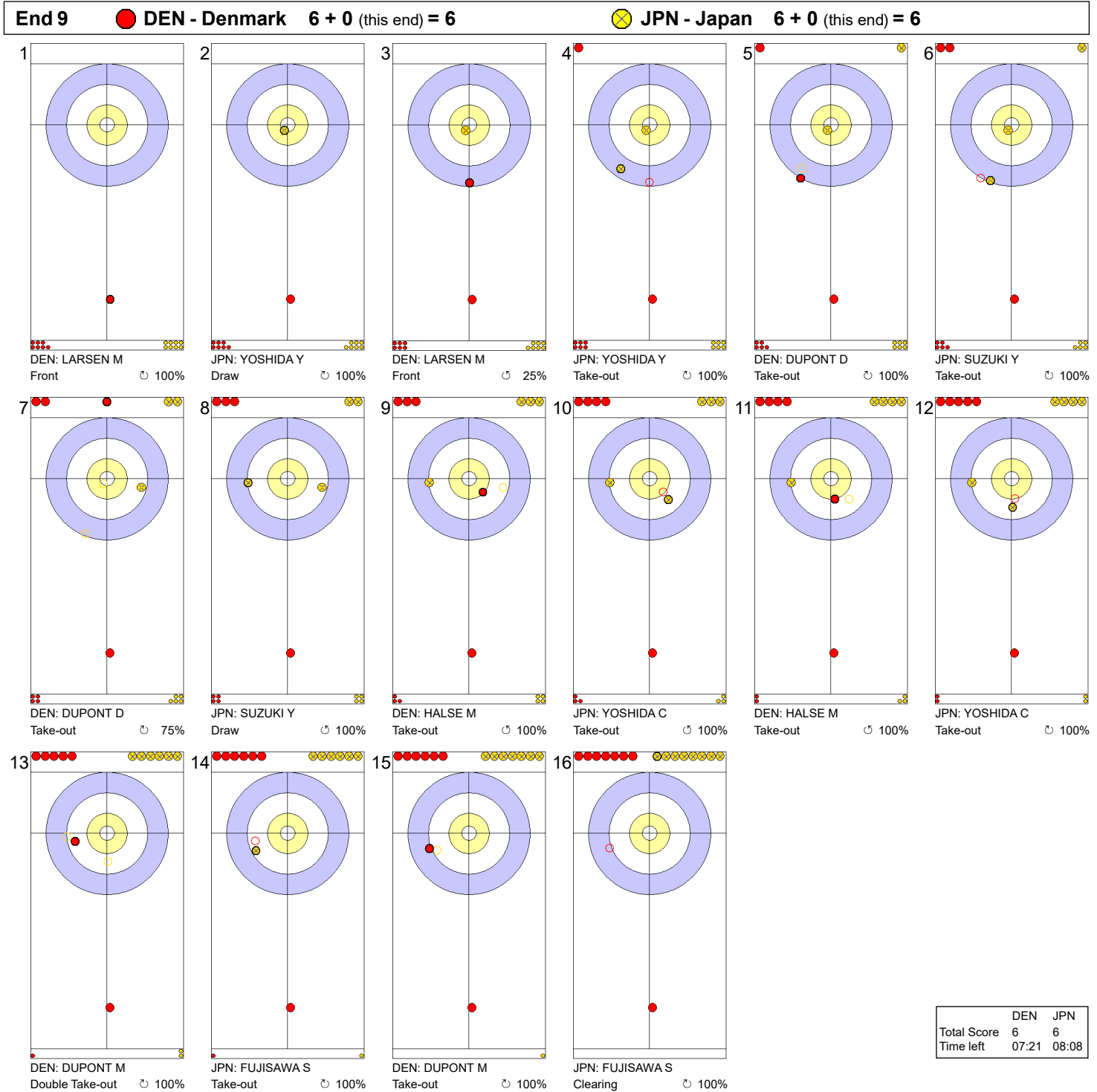
**Round Robin Session 1 - Sheet D**

**Game - Shot by Shot**



**Legend:**  
 ↻ Clockwise      ↺ Counter-clockwise      - Not considered

Game - Shot by Shot



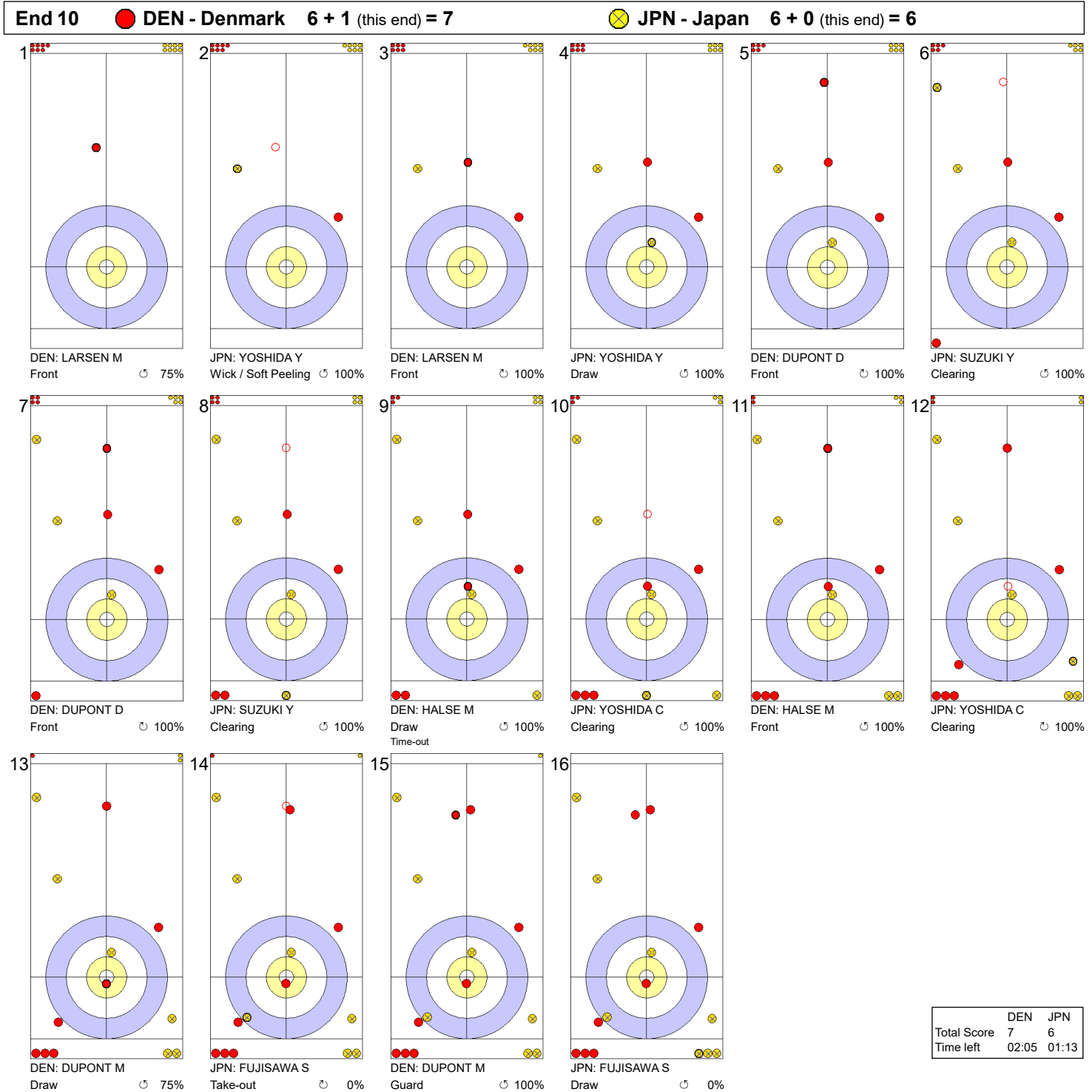
**Legend:**  
 ↻ Clockwise      ↺ Counter-clockwise      - Not considered



**SAT 18 MAR 2023**  
 Start Time 14:00

**Round Robin Session 1 - Sheet D**

**Game - Shot by Shot**



**Legend:**  
 ↻ Clockwise      ↺ Counter-clockwise      - Not considered

## Entry List by Country

As of FRI 17 MAR 2023

CAN - Canada		
4 S	EINARSON Kerri	R
3 V	SWEETING Val	L
2	BIRCHARD Shannon	R
1	HARRIS Briane	R
A	KARWACKI Krysten	R
C	CARRUTHERS Reid	
O	SONNENBERG Renee	
O	MEAKIN Rob	

DEN - Denmark		
4 S	DUPONT Madeleine	R
3 V	HALSE Mathilde	R
2	DUPONT Denise	R
1	LARSEN My	R
A	LANDER Jasmin	R
C	SCHMIDT Ulrik	
O	IVERSEN Sidsel	
O	-	

GER - Germany		
4 S	JENTSCH Daniela	R
3 V	ABBES Emira	R
2	KAPP Lena	R
1	JENTSCH Analena	R
A	SCHOELL Pia-Lisa	R
C	KAPP Uli	
2C	HUNGERECKER Christian	
O	FRITSCH Harald	

ITA - Italy		
4 S	CONSTANTINI Stefania	R
3 V	LO DESERTO Marta	R
2	ROMEI Angela	R
1	ZARDINI LACEDELLI Giulia	R
A	GILBERTI Camilla	R
C	CALDART Violetta	
NC	PESCIA Claudio (SUI)	
O	-	

JPN - Japan		
4 S	FUJISAWA Satsuki	R
3 V	YOSHIDA Chinami	R
2	SUZUKI Yumi	R
1	YOSHIDA Yurika	R
A	ISHIZAKI Kotomi	R
C	LIND J.D. (CAN)	
2C	ONODERA Ryoji	
O	TAKADA Seiya	

KOR - Korea		
4 S	HA Seungyoung	R
3 V	KIM Hyerin	R
2	YANG Taei	R
1	KIM Sujin	R
A	-	
C	LEE Sungjun	
T	KIM Paul	
O	LEE Hoseung	

NOR - Norway		
4 V	SKASLIEN Kristin	R
3 S	ROERVIK Marianne	R
2	HASLEV NORDBYE Mille	R
1	ROENNING Martine	L
A	RAMSFJELL Maia	R
C	STEEN HANSEN Rune	
O	HASLEV NORDBYE Tinius	
O	LOEVOLD Thomas	

NZL - New Zealand		
4 S	SMITH Jessica	R
3 V	THOMPSON Holly	R
2	BECKER Bridget	R
1	THURLOW Natalie	R
A	KINNEY Ruby	L
C	EDE Nelson	
O	CAMPBELL John	
O	-	

SCO - Scotland		
4 S	MORRISON Rebecca	R
3 V	AITKEN Gina	R
2	SINCLAIR Sophie	R
1	JACKSON Sophie	R
A	DODDS Jennifer	R
C	SMITH Nancy	
2C	DRUMMOND Greg	
O	BERRY Keith	

SUI - Switzerland		
4 V	PAETZ Alina	R
3 S	TIRINZONI Silvana	R
2	HOWALD Carole	R
1	SCHWALLER-HUERLIMANN Briar	R
A	-	
C	CHARETTE Pierre (CAN)	
NC	KJELL Viktor (SWE)	
O	HOLLINGER Denise	

## Entry List by Country

As of FRI 17 MAR 2023

SWE - Sweden		
4 S	HASSELBORG Anna	R
3 V	McMANUS Sara	R
2	KNOCHENHAUER Agnes	R
1	MABERGS Sofia	R
A	HELDIN Johanna	R
C	LINDSTROEM Kristian	
NC	PRYTZ Maria	
O	GUSTAFSSON Anna	

USA - United States		
4 S	PETERSON Tabitha	R
3 V	THIESSE Cory	R
2	HAMILTON Becca	R
1	PETERSON Tara	R
A	PERSINGER Vicky	R
C	OVERTON-CLAPHAM Cathy (CAN)	
O	GULENCHYN Mike	
O	-	

TUR - Türkiye		
4 S	YILDIZ Dilsat	R
3 V	POLAT Oznur	R
2	POLAT Mihriban	R
1	SENGUL Berfin	R
A	CALIKUSU Ifayet Safak	R
C	AGDUMAN Fatih	
O	AKIN Murat	
O	SANCI Taner	

**Note:**

Position and function for each team member:

4 = Fourth, 3 = Third, 2 = Second, 1 = Lead, A = Alternate, S = Skip, V = Vice-Skip

C = Coach, 2C = 2nd Team Coach, NC = National Coach, T = Translator, O = Team Official

**Legend:**

L Left-handed

R Right-handed

## Competition Officials

As of THU 16 MAR 2023

Function	Name	Organisation
<b>WCF President:</b>	WELLING Beau	USA - United States
<b>WCF Head of Competitions &amp; TD:</b>	ROETHLISBERGER Eeva	SUI - Switzerland
<b>WCF Assistant Technical Delegate:</b>	MUTCH Laura	SCO - Scotland
<b>Chief Umpire:</b>	REIMERTZ Joaquim	SWE - Sweden
<b>Deputy Chief Umpire:</b>	BOMAS Bob	NED - Netherlands
<b>Game Umpires:</b>	AUGUSTYNIAK Wojciech	POL - Poland
	CALDWELL Patti	CAN - Canada
	CHRIST BUETTLER Franziska	SUI - Switzerland
	FAHLSTROEM Johan	SWE - Sweden
	SYKOROVA Silvia	SVK - Slovakia
<b>Chief Ice Technician:</b>	CALLAN Mark	SCO - Scotland
<b>Deputy Chief Ice Technician:</b>	JOERGENSEN Asmus	DEN - Denmark
<b>Chief Timer:</b>	YEATS Brian	SCO - Scotland
<b>Deputy Chief Timer:</b>	ERIKSSON Ingemar	SWE - Sweden

**Legend:**  
TD Technical Delegate

## Competition Schedule

As of THU 16 MAR 2023

Date	Start Time	Session	Sheet A	Sheet B	Sheet C	Sheet D
SAT 18 MAR	14:00	1	SUI - USA	KOR - NOR	NZL - SWE	DEN - JPN
	19:00	2	GER - SCO	ITA - TUR	SUI - JPN	CAN - SWE
SUN 19 MAR	9:00	3	TUR - NZL	USA - CAN	SCO - DEN	ITA - KOR
	14:00	4	DEN - KOR	SWE - SUI	NOR - USA	NZL - GER
	19:00	5	CAN - NOR	JPN - SCO	GER - ITA	TUR - SUI
MON 20 MAR	9:00	6	USA - JPN	CAN - ITA	KOR - NZL	
	14:00	7	KOR - SCO	SUI - GER	SWE - TUR	NOR - DEN
	19:00	8	ITA - NZL	TUR - USA	JPN - NOR	SCO - CAN
TUE 21 MAR	9:00	9		DEN - ITA	NZL - USA	GER - SWE
	14:00	10	SCO - NOR	GER - KOR	CAN - SUI	JPN - TUR
	19:00	11	SWE - JPN	NZL - CAN	ITA - SCO	USA - DEN
WED 22 MAR	9:00	12	TUR - KOR	NOR - SWE	DEN - GER	SUI - NZL
	14:00	13	CAN - GER	SCO - USA	TUR - NOR	JPN - ITA
	19:00	14	NZL - DEN	ITA - SUI	USA - SWE	KOR - CAN
THU 23 MAR	9:00	15	NOR - SUI	GER - TUR	JPN - KOR	SWE - SCO
	14:00	16	USA - ITA	CAN - JPN	SCO - NZL	DEN - TUR
	19:00	17	KOR - SWE	NOR - NZL	SUI - DEN	GER - USA
FRI 24 MAR	9:00	18	JPN - GER	SUI - SCO	TUR - CAN	ITA - NOR
	14:00	19	DEN - CAN	USA - KOR	SWE - ITA	NZL - JPN
	19:00	20	SCO - TUR	SWE - DEN	NOR - GER	KOR - SUI
SAT 25 MAR	10:00	Qualification Games				
	16:00	Semi-finals				
SUN 26 MAR	10:00	Bronze Medal Game				
	15:00	Gold Medal Game				

**Note:**

First named team in each game plays red-handled stones and wears dark coloured upper playing garments.  
Please check online for more details and the latest updates.