



LGT World Women's Curling Championship 2023

Sandviken, Sweden

18 - 26 March 2023

RESULTS SUMMARY



SUN 26 MAR 2023

Medallists

Medal	Country	Name	Position - Function
GOLD	SUI - Switzerland	PAETZ Alina	4 V
		TIRINZONI Silvana	3 S
		HOWALD Carole	2
		SCHWALLER-HUERLIMANN Briar	1
		CHARETTE Pierre	C
SILVER	NOR - Norway	SKASLIEN Kristin	4 V
		ROERVIK Marianne	3 S
		HASLEV NORDBYE Mille	2
		ROENNING Martine	1
		STEEN HANSEN Rune	C
BRONZE	CAN - Canada	EINARSON Kerri	4 S
		SWEETING Val	3 V
		BIRCHARD Shannon	2
		HARRIS Briane	1
		KARWACKI Krysten	A
		CARRUTHERS Reid	C

Note:

Position and function for each team member:

4 = Fourth, **3** = Third, **2** = Second, **1** = Lead, **A** = Alternate, **S** = Skip, **V** = Vice-Skip, **C** = Coach

Final Standings

Rank	Team	Players	Position - Function
1	SUI - Switzerland	PAETZ Alina	4 V
		TIRINZONI Silvana	3 S
		HOWALD Carole	2
		SCHWALLER-HUERLIMANN Briar	1
		-	A
		CHARETTE Pierre	C
2	NOR - Norway	SKASLIEN Kristin	4 V
		ROERVIK Marianne	3 S
		HASLEV NORDBYE Mille	2
		ROENNING Martine	1
		RAMSFJELL Maia	A
		STEEN HANSEN Rune	C
3	CAN - Canada	EINARSON Kerri	4 S
		SWEETING Val	3 V
		BIRCHARD Shannon	2
		HARRIS Briane	1
		KARWACKI Krysten	A
		CARRUTHERS Reid	C
4	SWE - Sweden	HASSELBORG Anna	4 S
		McMANUS Sara	3 V
		KNOCHENHAUER Agnes	2
		MABERGS Sofia	1
		HELDIN Johanna	A
		LINDSTROEM Kristian	C
5	ITA - Italy	CONSTANTINI Stefania	4 S
		LO DESERTO Marta	3 V
		ROMEI Angela	2
		ZARDINI LACEDELLI Giulia	1
		GILBERTI Camilla	A
		CALDART Violetta	C
5	JPN - Japan	FUJISAWA Satsuki	4 S
		YOSHIDA Chinami	3 V
		SUZUKI Yumi	2
		YOSHIDA Yurika	1
		ISHIZAKI Kotomi	A
		LIND J.D.	C
7	USA - United States	PETERSON Tabitha	4 S
		THIESSE Cory	3 V
		HAMILTON Becca	2
		PETERSON Tara	1
		PERSINGER Vicky	A
		OVERTON-CLAPHAM Cathy	C
8	TUR - Türkiye	YILDIZ Dilsat	4 S
		POLAT Oznur	3 V
		POLAT Mihriban	2
		SENGUL Berfin	1
		CALIKUSU Ifayet Safak	A
		AGDUMAN Fatih	C

Final Standings

Rank	Team	Players	Position - Function
9	KOR - Korea	HA Seungyoum	4 S
		KIM Hyerin	3 V
		YANG Taei	2
		KIM Sujin	1
		-	A
		LEE Sungjun	C
10	GER - Germany	JENTSCH Daniela	4 S
		ABBES Emira	3 V
		KAPP Lena	2
		JENTSCH Analena	1
		SCHOELL Pia-Lisa	A
		KAPP Uli	C
11	DEN - Denmark	DUPONT Madeleine	4 S
		HALSE Mathilde	3 V
		DUPONT Denise	2
		LARSEN My	1
		LANDER Jasmin	A
		SCHMIDT Ulrik	C
12	SCO - Scotland	MORRISON Rebecca	4 S
		AITKEN Gina	3 V
		SINCLAIR Sophie	2
		JACKSON Sophie	1
		DODDS Jennifer	A
		SMITH Nancy	C
13	NZL - New Zealand	SMITH Jessica	4 S
		THOMPSON Holly	3 V
		BECKER Bridget	2
		THURLOW Natalie	1
		KINNEY Ruby	A
		EDE Nelson	C

Note:
Teams eliminated during the qualification games are ranked equally fifth and listed alphabetically, by their three-letter code.

Position and function for each team member:
4 = Fourth, 3 = Third, 2 = Second, 1 = Lead, A = Alternate, S = Skip, V = Vice-Skip, C = Coach

Competition Summary

Session	Date	Time	Sheet A	Sheet B	Sheet C	Sheet D
Session 1	SAT 18 MAR	14:00	SUI 7-5 USA	KOR 6-8 NOR	NZL 2-14 SWE	DEN 7-6 JPN
Session 2	SAT 18 MAR	19:00	GER 5-12 SCO	ITA 12-1 TUR	SUI 11-2 JPN	CAN 9-4 SWE
Session 3	SUN 19 MAR	9:00	TUR 13-10 NZL	USA 8-7 CAN	SCO 7-9 DEN	ITA 8-3 KOR
Session 4	SUN 19 MAR	14:00	DEN 3-6 KOR	SWE 3-9 SUI	NOR 7-5 USA	NZL 2-8 GER
Session 5	SUN 19 MAR	19:00	CAN 9-6 NOR	JPN 9-8 SCO	GER 7-4 ITA	TUR 2-7 SUI
Session 6	MON 20 MAR	9:00	USA 3-8 JPN	CAN 7-2 ITA	KOR 8-7 NZL	
Session 7	MON 20 MAR	14:00	KOR 6-4 SCO	SUI 9-1 GER	SWE 7-2 TUR	NOR 7-3 DEN
Session 8	MON 20 MAR	19:00	ITA 6-5 NZL	TUR 4-11 USA	JPN 10-3 NOR	SCO 8-9 CAN
Session 9	TUE 21 MAR	9:00		DEN 5-7 ITA	NZL 1-7 USA	GER 9-3 SWE
Session 10	TUE 21 MAR	14:00	SCO 6-9 NOR	GER 2-4 KOR	CAN 6-7 SUI	JPN 4-7 TUR
Session 11	TUE 21 MAR	19:00	SWE 5-4 JPN	NZL 4-10 CAN	ITA 7-6 SCO	USA 7-2 DEN
Session 12	WED 22 MAR	9:00	TUR 6-5 KOR	NOR 3-6 SWE	DEN 6-7 GER	SUI 9-1 NZL
Session 13	WED 22 MAR	14:00	CAN 3-8 GER	SCO 8-7 USA	TUR 6-7 NOR	JPN 3-7 ITA
Session 14	WED 22 MAR	19:00	NZL 5-8 DEN	ITA 3-8 SUI	USA 6-9 SWE	KOR 6-8 CAN
Session 15	THU 23 MAR	9:00	NOR 1-6 SUI	GER 3-8 TUR	JPN 7-4 KOR	SWE 9-6 SCO
Session 16	THU 23 MAR	14:00	USA 9-7 ITA	CAN 5-6 JPN	SCO 8-3 NZL	DEN 2-5 TUR
Session 17	THU 23 MAR	19:00	KOR 5-7 SWE	NOR 8-1 NZL	SUI 7-3 DEN	GER 4-6 USA
Session 18	FRI 24 MAR	9:00	JPN 7-1 GER	SUI 7-6 SCO	TUR 4-10 CAN	ITA 5-6 NOR
Session 19	FRI 24 MAR	14:00	DEN 11-5 CAN	USA 6-10 KOR	SWE 3-7 ITA	NZL 5-7 JPN
Session 20	FRI 24 MAR	19:00	SCO 7-10 TUR	SWE 4-9 DEN	NOR 6-3 GER	KOR 3-5 SUI
Qualification	SAT 25 MAR	10:00	CAN 6-4 JPN		ITA 3-4 SWE	
Semi-finals	SAT 25 MAR	16:00	SWE 4-8 SUI		NOR 8-5 CAN	
Bronze Medal	SUN 26 MAR	10:00		CAN 8-5 SWE		
Gold Medal	SUN 26 MAR	15:00		NOR 3-6 SUI		

Standings after Round Robin

Rank	Team	Games	Wins	Losses	
1	SUI - Switzerland	12	12	0	Q
2	NOR - Norway	12	8	4	Q
3	CAN - Canada	12	7	5	Q w2,1
4	ITA - Italy	12	7	5	Q w2,0
5	SWE - Sweden	12	7	5	Q w1,1
6	JPN - Japan	12	7	5	Q w1,0
7	USA - United States	12	6	6	w1
8	TUR - Türkiye	12	6	6	w0
9	KOR - Korea	12	5	7	w2
10	GER - Germany	12	5	7	w1
11	DEN - Denmark	12	5	7	w0
12	SCO - Scotland	12	3	9	
13	NZL - New Zealand	12	0	12	

Competition Summary

Play-offs Bracket

Qualification	Semi-finals	Finals	Final Standings
<p>4 ITA 3 Sheet C</p> <p>5 SWE 4</p> <p>3 CAN 6 Sheet A</p> <p>6 JPN 4</p>	<p>1 SUI 8 Sheet A</p> <p>SWE 4</p> <p>2 NOR 8 Sheet C</p> <p>CAN 5</p>	<p>SUI 6 Sheet B</p> <p>NOR 3</p> <p>SWE 5 Sheet B</p> <p>CAN 8</p>	<p>SUI 1st</p> <p>NOR 2nd</p> <p>CAN 3rd</p> <p>SWE 4th</p>

- 1 SUI - Switzerland
- 2 NOR - Norway
- 3 CAN - Canada
- 4 SWE - Sweden
- 5 ITA - Italy
- 5 JPN - Japan
- 7 USA - United States
- 8 TUR - Türkiye
- 9 KOR - Korea
- 10 GER - Germany
- 11 DEN - Denmark
- 12 SCO - Scotland
- 13 NZL - New Zealand

Legend:	EE Extra End	Q Qualified for the play-offs	wn Number of wins (n) against tied teams
----------------	---------------------	--------------------------------------	---

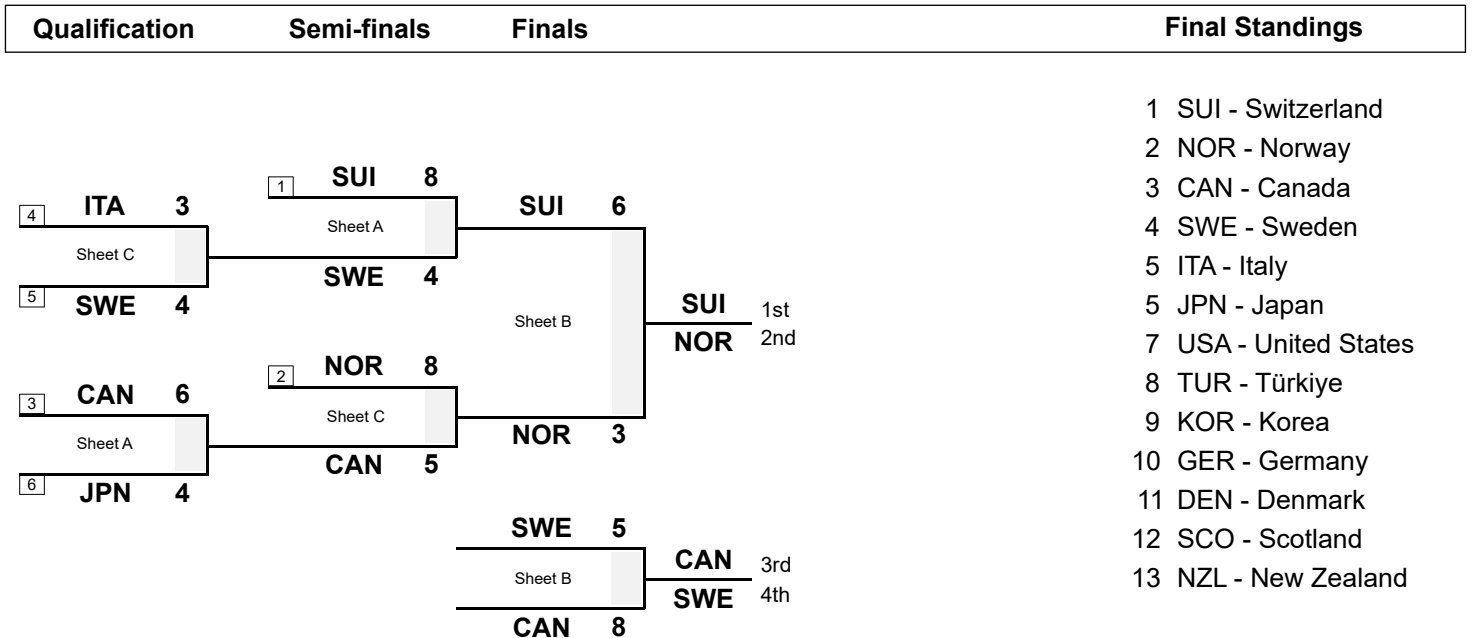
SUN 26 MAR 2023
Start Time 15:00

Gold Medal Game

Session Results and Standings

Sheet	Game	Team	LSFE	1	2	3	4	5	6	7	8	9	10	Extra Ends	Total
B	14	NOR - Norway		0	0	0	0	2	0	0	1	0	0		3
	14	SUI - Switzerland	*	0	1	0	1	0	0	1	0	1	2		6

Play-offs Bracket



Legend:
LSFE(*) Last Stone First End

NOR - after Gold Medal Game

Cumulative Player Statistics by Team

NOR - Norway

SKASLIEN Kristin 4 V Right-handed

Type	↻	%	↺	%	Total	%
Draw	42	71	35	64	77	68
Front	0	-	0	-	0	-
Guard	2	100	4	88	6	92
Raise	5	50	3	33	8	44
Wick / Soft Peeling	0	-	0	-	0	-
Freeze	0	-	0	-	0	-
Take-out	54	81	34	88	88	84
Hit and Roll	19	82	15	83	34	82
Clearing	15	93	10	70	25	84
Double Take-out	7	57	10	55	17	56
Promotion Take-out	6	71	2	100	8	78
All Draws	49	70	42	64	91	68
All Take-outs	101	80	71	80	172	80
Total	150	77	113	74	263	76
Not considered					4	-

ROENNING Martine 1 Left-handed

Type	↻	%	↺	%	Total	%
Draw	79	95	75	89	154	92
Front	15	93	20	88	35	90
Guard	12	63	7	96	19	75
Raise	0	-	1	100	1	100
Wick / Soft Peeling	2	25	0	-	2	25
Freeze	0	-	0	-	0	-
Take-out	17	97	30	91	47	93
Hit and Roll	1	75	5	65	6	67
Clearing	1	50	0	-	1	50
Double Take-out	2	75	0	-	2	75
Promotion Take-out	0	-	0	-	0	-
All Draws	108	90	103	89	211	89
All Take-outs	21	92	35	87	56	89
Total	129	90	138	89	267	89
Not considered					3	-

ROERVIK Marianne 3 S Right-handed

Type	↻	%	↺	%	Total	%
Draw	32	73	27	75	59	74
Front	0	-	1	75	1	75
Guard	8	81	10	78	18	79
Raise	3	92	2	63	5	80
Wick / Soft Peeling	0	-	0	-	0	-
Freeze	0	-	0	-	0	-
Take-out	47	80	39	81	86	80
Hit and Roll	17	78	19	79	36	78
Clearing	22	83	20	100	42	91
Double Take-out	7	79	5	70	12	75
Promotion Take-out	6	50	5	60	11	55
All Draws	43	76	40	75	83	76
All Take-outs	99	78	88	83	187	80
Total	142	78	128	80	270	79
Not considered					0	-

RAMSFJELL Maia A Right-handed

Type	↻	%	↺	%	Total	%
Draw	0	-	0	-	0	-
Front	0	-	0	-	0	-
Guard	0	-	0	-	0	-
Raise	0	-	0	-	0	-
Wick / Soft Peeling	0	-	0	-	0	-
Freeze	0	-	0	-	0	-
Take-out	0	-	0	-	0	-
Hit and Roll	0	-	0	-	0	-
Clearing	0	-	0	-	0	-
Double Take-out	0	-	0	-	0	-
Promotion Take-out	0	-	0	-	0	-
All Draws	0	-	0	-	0	-
All Take-outs	0	-	0	-	0	-
Total	0	-	0	-	0	-
Not considered					0	-

HASLEV NORDBYE Mille 2 Right-handed

Type	↻	%	↺	%	Total	%
Draw	33	86	24	86	57	86
Front	3	100	1	100	4	100
Guard	8	88	13	81	21	83
Raise	0	-	1	50	1	50
Wick / Soft Peeling	0	-	0	-	0	-
Freeze	0	-	0	-	0	-
Take-out	40	88	37	80	77	84
Hit and Roll	15	73	10	78	25	75
Clearing	29	95	23	92	52	94
Double Take-out	17	74	11	70	28	72
Promotion Take-out	1	75	2	100	3	92
All Draws	44	87	39	84	83	86
All Take-outs	102	85	83	82	185	84
Total	146	86	122	83	268	84
Not considered					2	-

Team: NOR - Norway

Type	↻	%	↺	%	Total	%
Draw	186	84	161	81	347	83
Front	18	94	22	88	40	91
Guard	30	77	34	84	64	80
Raise	8	66	7	54	15	60
Wick / Soft Peeling	2	25	0	-	2	25
Freeze	0	-	0	-	0	-
Take-out	158	84	140	84	298	84
Hit and Roll	52	78	49	79	101	78
Clearing	67	90	53	91	120	90
Double Take-out	33	71	26	64	59	68
Promotion Take-out	13	62	9	78	22	68
All Draws	244	83	224	81	468	82
All Take-outs	323	82	277	83	600	82
Total	567	82	501	82	1068	82
Not considered					9	-

Note:

Position and function for each team member:

4 = Fourth, 3 = Third, 2 = Second, 1 = Lead, A = Alternate, S = Skip, V = Vice-Skip

Legend:

↻ Clockwise

↺ Counter-clockwise

SUI - after Gold Medal Game

Cumulative Player Statistics by Team

SUI - Switzerland

PAETZ Alina 4 V Right-handed

Type	↻	%	↺	%	Total	%
Draw	34	92	50	89	84	90
Front	0	-	1	100	1	100
Guard	2	100	6	96	8	97
Raise	0	-	1	100	1	100
Wick / Soft Peeling	0	-	0	-	0	-
Freeze	1	100	0	-	1	100
Take-out	30	80	40	94	70	88
Hit and Roll	4	69	17	81	21	79
Clearing	6	83	17	100	23	96
Double Take-out	6	88	11	77	17	81
Promotion Take-out	2	63	8	84	10	80
All Draws	37	93	58	90	95	91
All Take-outs	48	80	93	90	141	87
Total	85	85	151	90	236	88
Not considered					5	-

SCHWALLER-HUERLIMANN Briar 1 Right-handed

Type	↻	%	↺	%	Total	%
Draw	20	64	107	89	127	85
Front	13	85	35	96	48	93
Guard	0	-	3	67	3	67
Raise	3	67	0	-	3	67
Wick / Soft Peeling	8	69	8	75	16	72
Freeze	0	-	0	-	0	-
Take-out	10	78	20	95	30	89
Hit and Roll	2	88	3	67	5	75
Clearing	1	100	4	100	5	100
Double Take-out	1	100	1	50	2	75
Promotion Take-out	0	-	1	75	1	75
All Draws	44	71	153	90	197	85
All Take-outs	14	82	29	91	43	88
Total	58	74	182	90	240	86
Not considered					2	-

TIRINZONI Silvana 3 S Right-handed

Type	↻	%	↺	%	Total	%
Draw	26	84	14	79	40	82
Front	0	-	0	-	0	-
Guard	4	100	4	56	8	78
Raise	1	0	7	79	8	69
Wick / Soft Peeling	0	-	0	-	0	-
Freeze	0	-	1	100	1	100
Take-out	33	88	44	88	77	88
Hit and Roll	14	84	16	67	30	75
Clearing	17	99	21	93	38	95
Double Take-out	13	50	13	71	26	61
Promotion Take-out	4	100	10	85	14	89
All Draws	31	83	26	76	57	80
All Take-outs	81	84	104	83	185	84
Total	112	84	130	82	242	83
Not considered					0	-

Team: SUI - Switzerland

Type	↻	%	↺	%	Total	%
Draw	104	81	191	88	295	85
Front	16	88	38	96	54	94
Guard	8	84	20	84	28	84
Raise	4	50	13	79	17	72
Wick / Soft Peeling	8	69	8	75	16	72
Freeze	1	100	1	100	2	100
Take-out	104	84	136	90	240	88
Hit and Roll	32	80	49	72	81	75
Clearing	39	93	74	97	113	95
Double Take-out	29	72	45	72	74	72
Promotion Take-out	7	75	29	82	36	81
All Draws	141	80	271	88	412	85
All Take-outs	211	83	333	86	544	85
Total	352	82	604	87	956	85
Not considered					11	-

HOWALD Carole 2 Right-handed

Type	↻	%	↺	%	Total	%
Draw	24	77	20	84	44	80
Front	3	100	2	100	5	100
Guard	2	38	7	96	9	83
Raise	0	-	5	75	5	75
Wick / Soft Peeling	0	-	0	-	0	-
Freeze	0	-	0	-	0	-
Take-out	31	85	32	86	63	86
Hit and Roll	12	77	13	67	25	72
Clearing	15	90	32	97	47	95
Double Take-out	9	89	20	70	29	76
Promotion Take-out	1	0	10	78	11	70
All Draws	29	77	34	86	63	82
All Take-outs	68	84	107	83	175	84
Total	97	82	141	84	238	83
Not considered					4	-

Note:

Position and function for each team member:

4 = Fourth, 3 = Third, 2 = Second, 1 = Lead, A = Alternate, S = Skip, V = Vice-Skip

Legend:

↻ Clockwise

↺ Counter-clockwise

Scoring Analysis

Team	Games	LSFE	Stolen Ends	Last Stone Eff.	Force Eff.	Points Scored							Total	Plus / Minus
						0	1	2	3	4	>4			
SUI	14	For	8	23	58%	74%	14	29	23	4	2	2	106	+63
		Against	6	3			12	26	7	1	0	0	43	
CAN	15	For	9	20	39%	57%	7	38	21	5	3	0	107	+16
		Against	6	12			8	37	12	6	3	0	91	
ITA	13	For	9	14	28%	68%	12	34	14	4	1	0	78	+11
		Against	4	14			7	37	12	2	0	0	67	
USA	12	For	6	13	38%	56%	2	26	12	10	0	0	80	+6
		Against	6	17			6	32	15	4	0	0	74	
JPN	13	For	9	18	24%	55%	14	34	13	3	2	0	77	+5
		Against	4	15			4	29	17	1	0	1	72	
NOR	14	For	8	13	38%	65%	14	26	19	6	0	0	82	+5
		Against	6	14			16	34	10	6	0	1	77	
SWE	15	For	7	11	34%	47%	9	35	14	6	0	1	87	-3
		Against	8	11			14	29	18	4	2	1	90	
SCO	12	For	2	15	37%	49%	1	30	21	2	2	0	86	-4
		Against	10	12			4	31	15	7	2	0	90	
DEN	12	For	5	10	26%	61%	5	27	11	5	1	0	68	-5
		Against	7	16			9	34	15	3	0	0	73	
KOR	12	For	8	12	30%	49%	11	32	12	2	1	0	66	-5
		Against	4	12			13	27	16	4	0	0	71	
GER	12	For	5	8	24%	73%	11	23	7	4	1	1	58	-12
		Against	7	21			6	34	16	0	1	0	70	
TUR	12	For	6	13	29%	34%	10	30	13	1	1	1	68	-17
		Against	6	12			7	18	14	9	3	0	85	
NZL	12	For	2	13	15%	30%	2	27	6	1	1	0	46	-60
		Against	10	24			6	23	19	6	4	2	106	
Total	84			183			112	391	186	53	15	5	1'009	

Note:

Stolen ends are the ends won without the last stone advantage.

Last Stone Efficiency: Scoring two or more points with last stone advantage.

Force Efficiency: Forcing the opponent team to score only one point when they have the last stone advantage.

Legend:

>4 More than four points scored

Eff. Efficiency

LSFE Last Stone First End

Summary of Big Ends

Points Scored	By	Against	Session	End	Game Result
6	SUI - Switzerland	JPN - Japan	2	2	11 : 2
6	SWE - Sweden	NZL - New Zealand	1	4	14 : 2
5	GER - Germany	SWE - Sweden	9	9	9 : 3
5	SUI - Switzerland	NOR - Norway	15	9	6 : 1
5	TUR - Türkiye	NZL - New Zealand	3	10	13 : 10
4	CAN - Canada	TUR - Türkiye	18	8	10 : 4
4	CAN - Canada	SCO - Scotland	8	1	9 : 8
4	CAN - Canada	SWE - Sweden	2	10	9 : 4
4	JPN - Japan	NZL - New Zealand	19	6	7 : 5
4	JPN - Japan	SCO - Scotland	5	10	9 : 8
4	SCO - Scotland	CAN - Canada	8	2	8 : 9
4	SCO - Scotland	GER - Germany	2	9	12 : 5
4	SUI - Switzerland	NZL - New Zealand	12	6	9 : 1
4	SUI - Switzerland	SWE - Sweden	4	3	9 : 3
4	DEN - Denmark	CAN - Canada	19	8	11 : 5
4	GER - Germany	CAN - Canada	13	8	8 : 3
4	ITA - Italy	TUR - Türkiye	2	1	12 : 1
4	KOR - Korea	NZL - New Zealand	6	5	8 : 7
4	NZL - New Zealand	TUR - Türkiye	3	9	10 : 13
4	TUR - Türkiye	NZL - New Zealand	3	8	13 : 10

Note:
Big ends are defined as ends with a score of four or more points.

Time-out Statistics

Team	Games	Number of Time-outs	Average Shot Success on Next Stone
JPN - Japan	13	11	95%
GER - Germany	12	7	85%
SCO - Scotland	12	10	82%
ITA - Italy	13	14	80%
KOR - Korea	12	13	78%
SWE - Sweden	15	12	77%
SUI - Switzerland	14	8	75%
NZL - New Zealand	12	5	70%
TUR - Türkiye	12	6	70%
DEN - Denmark	12	6	62%
USA - United States	12	7	60%
CAN - Canada	15	11	54%
NOR - Norway	14	8	31%
Total	84	118	72%

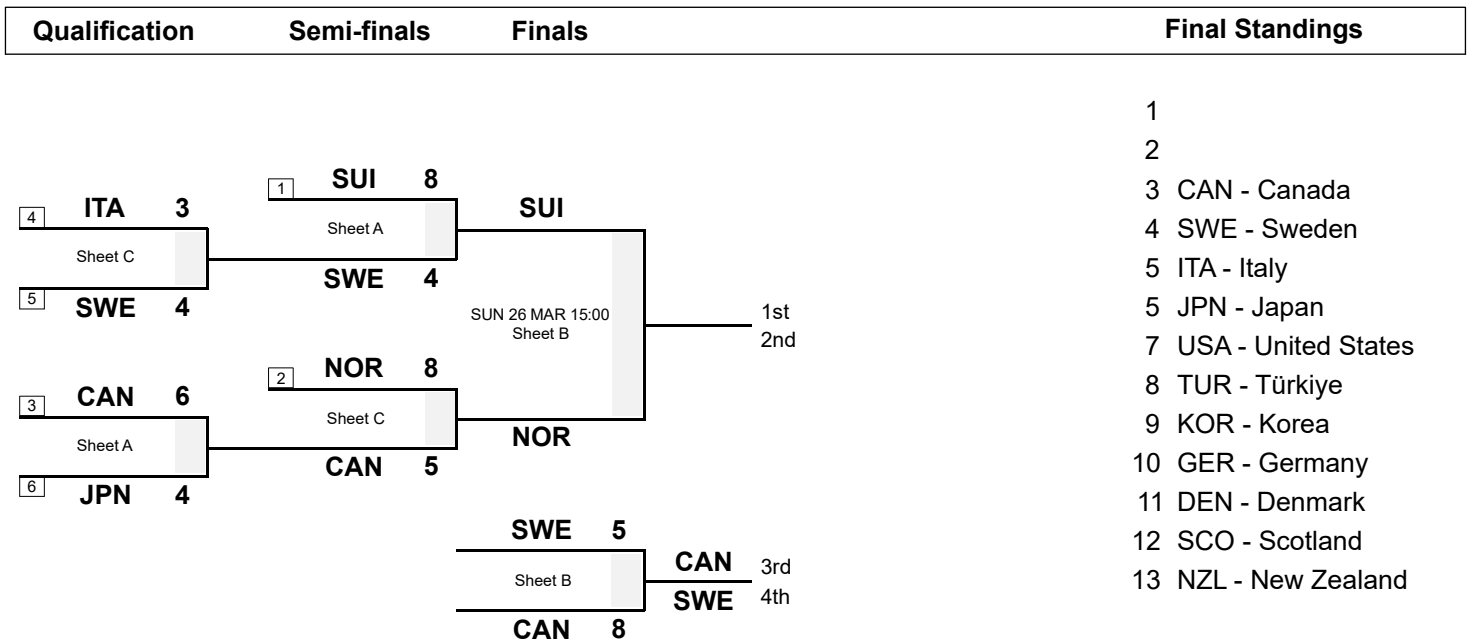
SUN 26 MAR 2023
Start Time 10:00

Bronze Medal Game

Session Results and Standings

Sheet	Game	Team	LSFE	1	2	3	4	5	6	7	8	9	10	Extra Ends	Total
B	15	CAN - Canada	*	2	1	0	2	1	0	2	0	0	X		8
	15	SWE - Sweden		0	0	1	0	0	2	0	1	1	X		5

Play-offs Bracket



Legend:
LSFE(*) Last Stone First End X Unplayed/unfinished end due to concession

CAN - after Bronze Medal Game

Cumulative Player Statistics by Team

CAN - Canada

EINARSON Kerri 4 S Right-handed

Type	↻	%	↺	%	Total	%
Draw	44	77	47	73	91	75
Front	1	100	0	-	1	100
Guard	12	94	12	92	24	93
Raise	4	25	5	65	9	47
Wick / Soft Peeling	0	-	0	-	0	-
Freeze	0	-	0	-	0	-
Take-out	30	83	41	74	71	78
Hit and Roll	12	83	7	71	19	79
Clearing	9	94	7	93	16	94
Double Take-out	10	65	16	78	26	73
Promotion Take-out	11	55	11	61	22	58
All Draws	61	77	64	76	125	77
All Take-outs	72	78	82	75	154	76
Total	133	77	146	75	279	76
Not considered					1	-

HARRIS Briane 1 Right-handed

Type	↻	%	↺	%	Total	%
Draw	91	86	49	83	140	85
Front	56	89	42	96	98	92
Guard	8	91	3	92	11	91
Raise	2	63	2	88	4	75
Wick / Soft Peeling	0	-	1	50	1	50
Freeze	0	-	0	-	0	-
Take-out	7	64	19	92	26	85
Hit and Roll	1	75	1	100	2	88
Clearing	0	-	0	-	0	-
Double Take-out	1	100	0	-	1	100
Promotion Take-out	0	-	1	75	1	75
All Draws	157	87	97	89	254	88
All Take-outs	9	69	21	92	30	85
Total	166	86	118	89	284	87
Not considered					0	-

SWEETING Val 3 V Left-handed

Type	↻	%	↺	%	Total	%
Draw	28	81	36	74	64	77
Front	2	75	0	-	2	75
Guard	16	75	8	84	24	78
Raise	7	68	4	56	11	64
Wick / Soft Peeling	0	-	0	-	0	-
Freeze	0	-	0	-	0	-
Take-out	32	85	47	77	79	80
Hit and Roll	11	77	10	78	21	77
Clearing	18	93	19	92	37	93
Double Take-out	14	82	16	72	30	77
Promotion Take-out	1	100	15	62	16	64
All Draws	53	77	48	74	101	76
All Take-outs	76	86	107	77	183	80
Total	129	82	155	76	284	79
Not considered					0	-

KARWACKI Krysten A Right-handed

Type	↻	%	↺	%	Total	%
Draw	0	-	0	-	0	-
Front	0	-	0	-	0	-
Guard	0	-	0	-	0	-
Raise	0	-	0	-	0	-
Wick / Soft Peeling	0	-	0	-	0	-
Freeze	0	-	0	-	0	-
Take-out	0	-	0	-	0	-
Hit and Roll	0	-	0	-	0	-
Clearing	0	-	0	-	0	-
Double Take-out	0	-	0	-	0	-
Promotion Take-out	0	-	0	-	0	-
All Draws	0	-	0	-	0	-
All Take-outs	0	-	0	-	0	-
Total	0	-	0	-	0	-
Not considered					0	-

BIRCHARD Shannon 2 Right-handed

Type	↻	%	↺	%	Total	%
Draw	46	86	26	65	72	79
Front	5	100	5	100	10	100
Guard	7	82	12	94	19	89
Raise	4	69	3	92	7	79
Wick / Soft Peeling	0	-	0	-	0	-
Freeze	0	-	0	-	0	-
Take-out	25	81	36	90	61	86
Hit and Roll	11	75	13	77	24	76
Clearing	23	89	23	96	46	92
Double Take-out	16	80	18	72	34	76
Promotion Take-out	5	90	6	71	11	80
All Draws	62	86	46	78	108	83
All Take-outs	80	83	96	85	176	84
Total	142	84	142	83	284	84
Not considered					0	-

Team: CAN - Canada

Type	↻	%	↺	%	Total	%
Draw	209	83	158	75	367	80
Front	64	90	47	96	111	93
Guard	43	84	35	91	78	87
Raise	17	57	14	71	31	64
Wick / Soft Peeling	0	-	1	50	1	50
Freeze	0	-	0	-	0	-
Take-out	94	82	143	82	237	82
Hit and Roll	35	79	31	77	66	78
Clearing	50	92	49	94	99	93
Double Take-out	41	77	50	74	91	76
Promotion Take-out	17	68	33	64	50	65
All Draws	333	83	255	81	588	82
All Take-outs	237	82	306	80	543	81
Total	570	83	561	80	1131	82
Not considered					1	-

Note:

Position and function for each team member:

4 = Fourth, 3 = Third, 2 = Second, 1 = Lead, A = Alternate, S = Skip, V = Vice-Skip

Legend:

↻ Clockwise

↺ Counter-clockwise

SWE - after Bronze Medal Game

Cumulative Player Statistics by Team

SWE - Sweden

HASSELBORG Anna 4 S Right-handed

Type	↻	%	↺	%	Total	%
Draw	43	72	48	74	91	73
Front	0	-	0	-	0	-
Guard	4	50	9	89	13	77
Raise	4	38	7	64	11	55
Wick / Soft Peeling	0	-	0	-	0	-
Freeze	0	-	1	0	1	0
Take-out	32	91	34	88	66	90
Hit and Roll	11	82	16	72	27	76
Clearing	11	91	10	95	21	93
Double Take-out	12	65	14	84	26	75
Promotion Take-out	8	50	7	50	15	50
All Draws	51	67	65	74	116	71
All Take-outs	74	81	81	82	155	81
Total	125	75	146	78	271	77
Not considered					0	-

MABERGS Sofia 1 Right-handed

Type	↻	%	↺	%	Total	%
Draw	31	88	90	83	121	85
Front	17	84	81	93	98	91
Guard	1	100	7	64	8	69
Raise	0	-	0	-	0	-
Wick / Soft Peeling	1	0	3	67	4	50
Freeze	0	-	0	-	0	-
Take-out	7	86	23	80	30	82
Hit and Roll	4	81	4	81	8	81
Clearing	2	50	1	100	3	67
Double Take-out	0	-	1	100	1	100
Promotion Take-out	0	-	0	-	0	-
All Draws	50	85	181	87	231	86
All Take-outs	13	79	29	82	42	81
Total	63	84	210	86	273	85
Not considered					1	-

McMANUS Sara 3 V Right-handed

Type	↻	%	↺	%	Total	%
Draw	34	74	35	75	69	75
Front	0	-	4	81	4	81
Guard	8	75	9	89	17	82
Raise	3	75	10	78	13	77
Wick / Soft Peeling	0	-	2	75	2	75
Freeze	0	-	0	-	0	-
Take-out	22	88	37	88	59	88
Hit and Roll	11	80	21	88	32	85
Clearing	15	97	23	96	38	96
Double Take-out	9	75	20	80	29	78
Promotion Take-out	2	63	6	96	8	88
All Draws	45	74	60	78	105	76
All Take-outs	59	86	107	89	166	88
Total	104	81	167	85	271	83
Not considered					3	-

HELDIN Johanna A Right-handed

Type	↻	%	↺	%	Total	%
Draw	0	-	0	-	0	-
Front	0	-	0	-	0	-
Guard	0	-	0	-	0	-
Raise	0	-	0	-	0	-
Wick / Soft Peeling	0	-	0	-	0	-
Freeze	0	-	0	-	0	-
Take-out	0	-	0	-	0	-
Hit and Roll	0	-	0	-	0	-
Clearing	0	-	0	-	0	-
Double Take-out	0	-	0	-	0	-
Promotion Take-out	0	-	0	-	0	-
All Draws	0	-	0	-	0	-
All Take-outs	0	-	0	-	0	-
Total	0	-	0	-	0	-
Not considered					0	-

KNOCHENHAUER Agnes 2 Right-handed

Type	↻	%	↺	%	Total	%
Draw	45	71	45	82	90	76
Front	3	100	6	88	9	92
Guard	7	82	10	95	17	90
Raise	1	50	4	44	5	45
Wick / Soft Peeling	0	-	2	75	2	75
Freeze	0	-	0	-	0	-
Take-out	20	80	27	89	47	85
Hit and Roll	11	61	18	75	29	70
Clearing	12	96	31	98	43	98
Double Take-out	12	77	16	72	28	74
Promotion Take-out	1	25	2	75	3	58
All Draws	56	73	67	82	123	78
All Take-outs	56	78	94	86	150	83
Total	112	76	161	84	273	81
Not considered					1	-

Team: SWE - Sweden

Type	↻	%	↺	%	Total	%
Draw	153	75	218	80	371	78
Front	20	86	91	92	111	91
Guard	20	74	35	86	55	81
Raise	8	53	21	67	29	63
Wick / Soft Peeling	1	0	7	71	8	63
Freeze	0	-	1	0	1	0
Take-out	81	87	121	87	202	87
Hit and Roll	37	75	59	79	96	78
Clearing	40	93	65	97	105	95
Double Take-out	33	72	51	79	84	76
Promotion Take-out	11	50	15	72	26	63
All Draws	202	75	373	82	575	80
All Take-outs	202	81	311	85	513	84
Total	404	78	684	84	1088	82
Not considered					5	-

Note:

Position and function for each team member:

4 = Fourth, 3 = Third, 2 = Second, 1 = Lead, A = Alternate, S = Skip, V = Vice-Skip

Legend:

↻ Clockwise

↺ Counter-clockwise

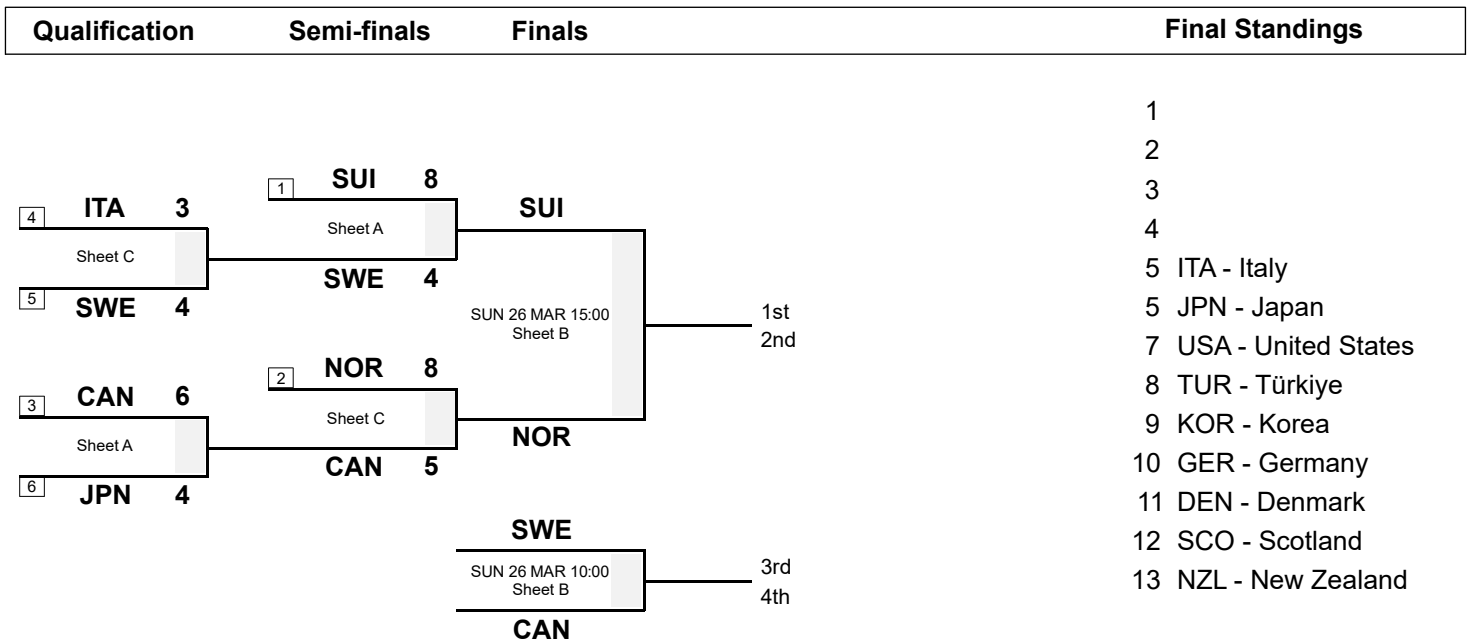
SAT 25 MAR 2023
Start Time 16:00

Semi-finals

Session Results and Standings

Sheet	Game	Team	LSFE	1	2	3	4	5	6	7	8	9	10	Extra Ends	Total
A	14	SWE - Sweden		0	0	2	0	0	1	0	1	0	X		4
	13	SUI - Switzerland	*	2	0	0	2	0	0	2	0	2	X		8
C	13	NOR - Norway	*	1	0	0	3	0	0	1	0	3	X		8
	14	CAN - Canada		0	0	2	0	1	1	0	1	0	X		5

Play-offs Bracket



Legend:
LSFE(*) Last Stone First End X Unplayed/unfinished end due to concession

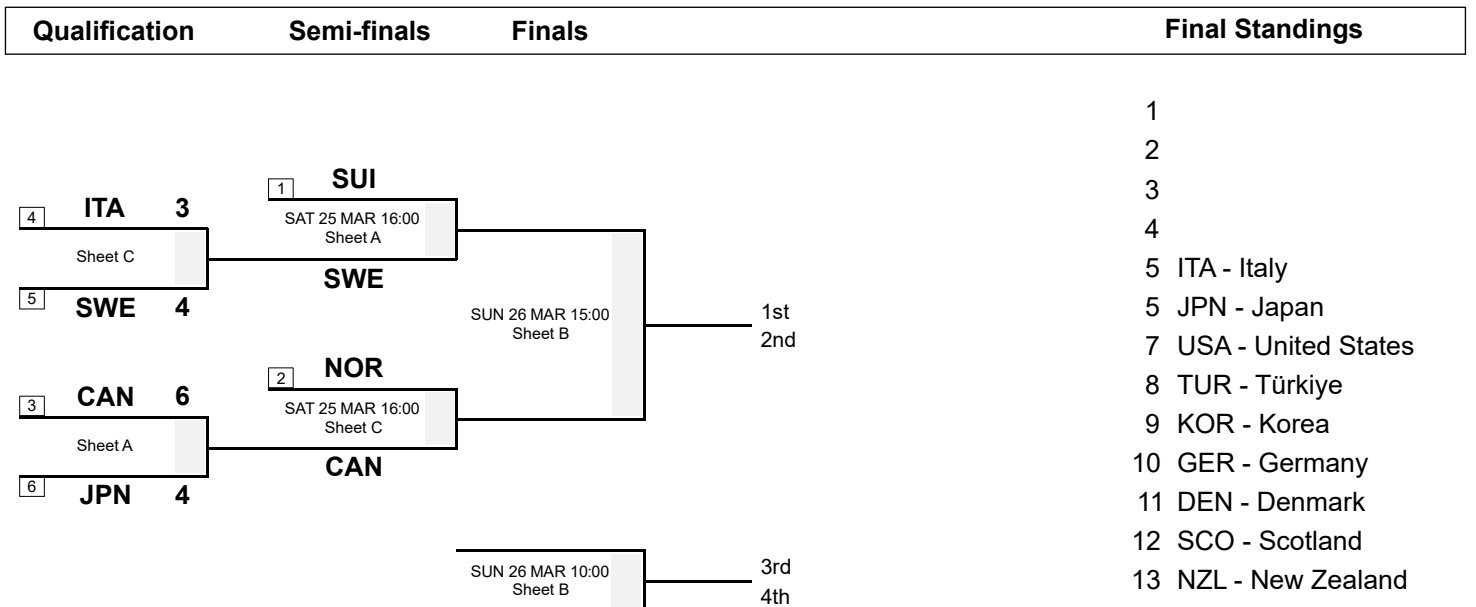
SAT 25 MAR 2023
Start Time 10:00

Qualification Games

Session Results and Standings

Sheet	Game	Team	LSFE	1	2	3	4	5	6	7	8	9	10	Extra Ends	Total
A	13	CAN - Canada	*	1	0	0	0	1	1	0	1	0	0	2	6
	13	JPN - Japan		0	1	0	1	0	0	1	0	0	1	0	4
C	13	ITA - Italy	*	0	0	0	0	0	2	0	0	1	0		3
	13	SWE - Sweden		0	1	1	0	0	0	0	1	0	1		4

Play-offs Bracket



Legend:
LSFE(*) Last Stone First End

Competition Matrix

Team	CAN	DEN	GER	ITA	JPN	KOR	NOR	NZL	SCO	SUI	SWE	TUR	USA
CAN		5 - 11	3 - 8	7 - 2	5 - 6	8 - 6	9 - 6	10 - 4	9 - 8	6 - 7	9 - 4	10 - 4	7 - 8
DEN	11 - 5		6 - 7	5 - 7	7 - 6	3 - 6	3 - 7	8 - 5	9 - 7	3 - 7	9 - 4	2 - 5	2 - 7
GER	8 - 3	7 - 6		7 - 4	1 - 7	2 - 4	3 - 6	8 - 2	5 - 12	1 - 9	9 - 3	3 - 8	4 - 6
ITA	2 - 7	7 - 5	4 - 7		7 - 3	8 - 3	5 - 6	6 - 5	7 - 6	3 - 8	7 - 3	12 - 1	7 - 9
JPN	6 - 5	6 - 7	7 - 1	3 - 7		7 - 4	10 - 3	7 - 5	9 - 8	2 - 11	4 - 5	4 - 7	8 - 3
KOR	6 - 8	6 - 3	4 - 2	3 - 8	4 - 7		6 - 8	8 - 7	6 - 4	3 - 5	5 - 7	5 - 6	10 - 6
NOR	6 - 9	7 - 3	6 - 3	6 - 5	3 - 10	8 - 6		8 - 1	9 - 6	1 - 6	3 - 6	7 - 6	7 - 5
NZL	4 - 10	5 - 8	2 - 8	5 - 6	5 - 7	7 - 8	1 - 8		3 - 8	1 - 9	2 - 14	10 - 13	1 - 7
SCO	8 - 9	7 - 9	12 - 5	6 - 7	8 - 9	4 - 6	6 - 9	8 - 3		6 - 7	6 - 9	7 - 10	8 - 7
SUI	7 - 6	7 - 3	9 - 1	8 - 3	11 - 2	5 - 3	6 - 1	9 - 1	7 - 6		9 - 3	7 - 2	7 - 5
SWE	4 - 9	4 - 9	3 - 9	3 - 7	5 - 4	7 - 5	6 - 3	14 - 2	9 - 6	3 - 9		7 - 2	9 - 6
TUR	4 - 10	5 - 2	8 - 3	1 - 12	7 - 4	6 - 5	6 - 7	13 - 10	10 - 7	2 - 7	2 - 7		4 - 11
USA	8 - 7	7 - 2	6 - 4	9 - 7	3 - 8	6 - 10	5 - 7	7 - 1	7 - 8	5 - 7	6 - 9	11 - 4	

Standings after Round Robin

Rank	Team	Games	Wins	Losses	
1	SUI - Switzerland	12	12	0	Q
2	NOR - Norway	12	8	4	Q
3	CAN - Canada	12	7	5	Q w2,1
4	ITA - Italy	12	7	5	Q w2,0
5	SWE - Sweden	12	7	5	Q w1,1
6	JPN - Japan	12	7	5	Q w1,0
7	USA - United States	12	6	6	w1
8	TUR - Türkiye	12	6	6	w0
9	KOR - Korea	12	5	7	w2
10	GER - Germany	12	5	7	w1
11	DEN - Denmark	12	5	7	w0
12	SCO - Scotland	12	3	9	
13	NZL - New Zealand	12	0	12	

Legend:

Q Qualified for the play-offs wn Number of wins (n) against tied teams

Draw Shot Challenge

Rank Team	Stone Rotation	Last Stone Draw in each Round Robin Game												DSC
		1	2	3	4	5	6	7	8	9	10	11	12	
1 SWE - Sweden	↻	2.2	20.1	79.1	15.7	9.2	7.7	1.6	7.6	10.8	8.5	21.9	15.0	16.00cm
	↻	46.5	23.3	10.7	12.7	149.2	8.9	7.7	10.8	52.4	14.8	26.5	17.3	
2 CAN - Canada	↻	7.7	27.5	20.1	62.0	12.1	10.5	6.8	14.6	8.2	39.4	14.2	26.3	23.69cm
	↻	18.9	36.9	41.0	26.7	35.3	4.3	27.2	8.9	49.4	23.1	137.6	199.6	
3 NOR - Norway	↻	30.9	13.8	59.4	63.7	67.5	2.9	4.1	7.8	9.0	10.1	25.9	44.4	27.94cm
	↻	42.2	11.4	23.4	59.2	199.6	44.0	12.4	3.3	74.1	15.1	29.7	34.4	
4 USA - United States	↻	13.2	21.4	141.6	136.9	29.7	21.2	25.3	9.1	26.2	7.0	41.4	32.3	28.21cm
	↻	56.2	13.0	40.0	20.0	20.4	16.8	22.4	118.9	3.6	3.1	19.9	59.6	
5 KOR - Korea	↻	32.4	87.3	34.6	52.5	25.1	22.3	27.7	7.5	46.8	12.3	24.9	32.5	29.42cm
	↻	22.0	19.5	43.2	64.8	22.0	79.1	21.2	27.5	40.0	17.4	34.8	16.2	
6 JPN - Japan	↻	13.5	29.4	24.6	31.8	17.9	2.8	50.8	59.9	52.0	9.2	36.7	117.2	29.94cm
	↻	36.6	26.5	177.1	22.8	64.5	45.9	23.8	18.0	23.7	5.3	45.5	17.4	
7 TUR - Türkiye	↻	8.6	14.5	18.9	119.8	21.5	38.5	28.1	21.9	18.6	28.5	71.9	5.8	30.14cm
	↻	10.5	35.0	38.4	79.4	29.3	6.7	65.7	32.9	45.9	26.5	199.6	16.0	
8 ITA - Italy	↻	12.0	22.7	12.6	18.0	45.9	3.4	1.8	55.6	31.7	38.9	21.9	14.4	30.70cm
	↻	115.4	35.9	59.9	16.4	24.9	7.4	23.6	157.8	53.6	166.0	47.2	12.2	
9 SUI - Switzerland	↻	16.4	20.3	4.3	10.2	14.8	46.6	33.6	117.6	20.5	15.2	13.0	22.9	33.01cm
	↻	66.8	84.4	58.1	12.0	20.5	25.6	20.9	5.9	199.6	84.6	12.1	199.6	
10 GER - Germany	↻	47.2	65.7	38.9	28.3	29.1	38.3	92.6	158.2	128.1	12.0	73.6	160.6	43.04cm
	↻	13.6	71.7	46.0	34.0	34.3	15.7	8.4	41.8	27.7	33.3	22.6	43.9	
11 DEN - Denmark	↻	41.6	33.1	113.7	15.5	23.5	94.0	13.8	36.5	33.6	59.8	13.0	2.9	51.08cm
	↻	53.0	92.6	174.0	7.4	109.2	22.9	47.0	129.3	46.6	188.2	133.1	1.7	
12 SCO - Scotland	↻	48.7	34.2	199.6	93.1	185.9	58.2	38.4	24.8	199.6	20.3	95.6	43.8	63.70cm
	↻	50.4	65.6	37.3	184.9	18.6	32.2	19.0	19.5	199.6	76.9	27.6	26.7	
13 NZL - New Zealand	↻	199.6	46.1	100.3	151.3	65.2	18.2	17.9	27.5	12.8	11.8	38.5	35.5	63.75cm
	↻	15.5	150.2	51.0	22.7	194.2	68.8	33.8	199.6	199.6	32.5	71.4	37.8	

Note:

The Draw Shot Challenge (DSC) is the average distance of all the individual Last Stone Draws (LSD), which were delivered by a team during the round robin. The two least favourable results will be eliminated before calculating the average distance. The team with the lesser DSC receives the higher ranking. If the DSCs are equal then the team with the best non-equal counting LSD receives the higher ranking. In the case where all counting LSDs are equal, the team ranked higher in the official WCF World Rankings is ranked higher.

Legend:

↻ Clockwise

↻ Counter-clockwise

DSC Draw Shot Challenge

Shot Success Percentage by Position

Fourth	Game >	1	2	3	4	5	6	7	8	9	10	11	12	Avg.
1 PAETZ Alina	SUI	73	92	90	99	100	81	81	92	94	85	91	90	88.5
2 CONSTANTINI Stefania	ITA	92	78	64	72	83	88	83	84	82	74	82	88	80.4
3 PETERSON Tabitha	USA	65	85	79	73	85	92	100	66	82	86	91	65	79.7
4 HASSELBORG Anna	SWE	88	73	58	89	53	75	81	85	86	80	67	82	76.6
5 EINARSON Kerri	CAN	79	68	66	94	84	68	86	61	80	78	77	78	76.4
6 SKASLIEN Kristin	NOR	78	71	65	83	68	82	74	74	78	75	81	78	75.4
7 YILDIZ Dilsat	TUR	52	71	74	67	63	76	82	63	80	86	86	87	74.4
8 HA Seungyoun	KOR	76	58	79	52	69	91	70	78	79	78	84	76	74.3
9 DUPONT Madeleine	DEN	79	74	75	58	83	63	70	78	78	67	70	88	73.8
10 FUJISAWA Satsuki	JPN	65	48	61	94	90	63	67	69	84	75	96	77	73.8
11 MORRISON Rebecca	SCO	79	71	74	67	63	82	69	76	78	84	75	66	73.4
12 JENTSCH Daniela	GER	54	84	91	43	68	74	68	81	66	86	66	70	71.4
SMITH Jessica	NZL	50	74	59								54	70	63.3

Third	Game >	1	2	3	4	5	6	7	8	9	10	11	12	Avg.
1 THIESSE Cory	USA	78	66	94	84	85	90	92	88	78	91	85	80	83.6
2 TIRINZONI Silvana	SUI	70	96	90	93	89	68	69	86	86	88	73	90	82.4
3 McMANUS Sara	SWE	85	81	59	78	64	89	91	96	84	80	87	78	82.0
4 YOSHIDA Chinami	JPN	86	71	84	83	60	83	90	83	78	88	84	89	81.8
5 ROERVIK Marianne	NOR	74	89	73	86	61	76	91	74	82	92	95	76	80.7
6 ABBES Emira	GER	71	80	88	54	85	83	71	80	78	90	82	81	79.1
7 KIM Hyerin	KOR	75	92	89	66	79	80	80	70	73	80	71	86	78.0
8 SWEETING Val	CAN	71	74	90	74	81	59	72	80	85	88	92	66	77.6
9 LO DESERTO Marta	ITA	85	78	75	74	88	76	80	76	69	69	77	84	77.4
10 POLAT Ozgur	TUR	50	74	83	84	83	71	91	69	86	76	66	81	77.0
11 AITKEN Gina	SCO	71	81	69	76	59	74						85	73.6
12 HALSE Mathilde	DEN	80	49	71	60	85	75	56	(2)86	(2)84	(2)82	(2)78	(2)76	73.3
13 THOMPSON Holly	NZL	56	68	75	66	63	85	69	40		66	67	59	64.7

Second	Game >	1	2	3	4	5	6	7	8	9	10	11	12	Avg.
1 HASLEV NORDBYE Mille	NOR	86	90	79	78	81	89	84	86	94	77	85	88	84.9
2 HOWALD Carole	SUI	61	88	89	82	100	66	92	82	90	85	88	93	83.4
3 BIRCHARD Shannon	CAN	80	76	94	86	85	84	83	86	79	84	92	70	83.2
4 KNOCHENHAUER Agnes	SWE	94	73	73	89	78	90	90	85	66	89	67	93	82.0
5 HAMILTON Becca	USA	74	64	80	78		88	77	86	89	88	88	85	81.5
6 DUPONT Denise	DEN	73	73	74	71	80	73	79	(3)85	(3)89	(3)86	(3)92	(3)85	79.8
7 SUZUKI Yumi	JPN	81	75	76	80	67	81	83	75	90	83	88	75	79.5
8 YANG Taei	KOR	76	72	84	84	86	74	83	71	86	71	81	81	79.2
9 ROMEI Angela	ITA	79	86	84	76	78	76	59	80	72	73	78	89	77.3
10 SINCLAIR Sophie	SCO	53	80	73	74	79	71	83	79	75	89	76	70	75.0
KAPP Lena	GER	64	88	84	75								73	76.2
POLAT Mihriban	TUR	42	78	64	70	79								68.5
BECKER Bridget	NZL	73	81	55	(4)51	(4)75	(4)52	(4)63	(4)46	(4)68	(4)62	60	70	64.1

Shot Success Percentage by Position

Lead	Game >	1	2	3	4	5	6	7	8	9	10	11	12	Avg.
1 ZARDINI LAC. G	ITA	88	94	93	82	90	94	91	83	92	94	85	100	90.3
2 ROENNING Martine	NOR	91	88	81	82	90	90	90	89	90	98	89	100	89.5
3 HARRIS Briane	CAN	93	93	83	92	94	88	77	89	98	84	88	88	88.7
4 JACKSON Sophie	SCO	93	68	88	79	93	88	95	84	90	94	93	94	87.8
5 PETERSON Tara	USA	84	84	89	81	92		90	86	90	88	88	90	87.3
6 SCHWALLER B	SUI	84	88	100	90	93	75	88	90	92	88	79	85	86.8
7 KIM Sujin	KOR	90	92	91	90	90	84	95	91	80	71	80	84	86.4
8 LARSEN My	DEN	86	86	86	85	83	83	74	88	90	94	77	89	85.2
9 MABERGS Sofia	SWE	79	81	88	83	88	91	76	86	79	86	89	92	84.7
10 YOSHIDA Yurika	JPN	88	73	81	94	89	83	84	89	80	80	95	72	83.8
11 SENGUL Berfin	TUR	93	86	72	73	81	85	93	89	86	85	69	80	82.7
12 JENTSCH Analena	GER	85	79	79	80	67	91	74	80	92	100	77	78	81.9
THURLOW Natalie	NZL	75	86	48	77	(2)70	(2)75	(2)59	(2)52	(3)78	(2)63	73	73	70.5

Alternate	Game >	1	2	3	4	5	6	7	8	9	10	11	12	Avg.
PERSINGER Vicky	USA					(2)88	(1)98							91.7
DODDS Jennifer	SCO							(3)71	(3)94	(3)76	(3)81	(3)76		79.7
SCHOELL Pia-Lisa	GER				(2)68	(2)81	(2)81	(2)80	(2)80	(2)80	(2)77			78.3
CALIKUSU IS	TUR					(2)66	(2)70	(2)63	(2)88	(2)84	(2)81	(2)73		74.2
KINNEY Ruby	NZL				(2)64	(1)49	(1)54	(1)73	(1)48	(1)69	(1)81			63.5

Team	Game >	1	2	3	4	5	6	7	8	9	10	11	12	Avg.
1 SUI - Switzerland		72	91	92	91	95	72	82	88	90	86	83	89	85.3
2 USA - United States		75	75	85	79	87	92	90	82	84	88	88	80	83.3
3 NOR - Norway		82	84	74	82	75	84	85	81	86	85	88	85	82.7
4 CAN - Canada		81	78	83	86	86	74	79	79	85	83	87	75	81.5
5 ITA - Italy		86	84	79	76	85	84	78	81	79	77	81	90	81.4
6 SWE - Sweden		86	77	70	85	70	86	85	88	79	84	77	86	81.3
7 JPN - Japan		80	67	76	88	76	78	81	79	83	81	90	78	79.8
8 KOR - Korea		79	79	86	73	81	82	82	78	79	75	79	82	79.5
9 DEN - Denmark		79	70	77	69	83	73	70	84	85	82	79	84	78.1
10 SCO - Scotland		74	75	76	74	73	78	79	83	80	87	80	79	78.1
11 GER - Germany		68	83	85	63	72	82	73	80	79	89	75	75	77.5
12 TUR - Türkiye		59	77	73	74	76	75	84	71	85	83	75	80	76.5
13 NZL - New Zealand		64	77	59	64	64	67	66	46	72	68	64	68	65.7

Note:

"(n)" denotes a position different from original line-up position: (4) - Fourth, (3) - Third, (2) - Second, (1) - Lead

To be eligible to be ranked, a player must have played in the original position for more than half of the number of games that the team played.

Legend:

Avg. Average

Scoring Analysis

Team	Games	LSFE	Stolen Ends	Last Stone Eff.	Force Eff.	Points Scored							Total	Plus / Minus
						0	1	2	3	4	>4			
SUI	12 For	6	21	58%	77%	12	25	18	4	2	2	92	+56	
	Against	6	3			9	23	5	1	0	0	36		
CAN	12 For	7	16	38%	53%	5	29	16	5	3	0	88	+14	
	Against	5	10			7	28	11	4	3	0	74		
ITA	12 For	8	14	29%	66%	9	33	13	4	1	0	75	+12	
	Against	4	12			6	33	12	2	0	0	63		
JPN	12 For	9	17	27%	52%	13	30	13	3	2	0	73	+7	
	Against	3	14			3	25	16	1	0	1	66		
USA	12 For	6	13	38%	56%	2	26	12	10	0	0	80	+6	
	Against	6	17			6	32	15	4	0	0	74		
NOR	12 For	7	13	40%	61%	13	23	18	4	0	0	71	+5	
	Against	5	11			13	27	8	6	0	1	66		
SWE	12 For	7	8	37%	56%	6	26	12	6	0	1	74	+3	
	Against	5	9			11	26	10	4	2	1	71		
SCO	12 For	2	15	37%	49%	1	30	21	2	2	0	86	-4	
	Against	10	12			4	31	15	7	2	0	90		
DEN	12 For	5	10	26%	61%	5	27	11	5	1	0	68	-5	
	Against	7	16			9	34	15	3	0	0	73		
KOR	12 For	8	12	30%	49%	11	32	12	2	1	0	66	-5	
	Against	4	12			13	27	16	4	0	0	71		
GER	12 For	5	8	24%	73%	11	23	7	4	1	1	58	-12	
	Against	7	21			6	34	16	0	1	0	70		
TUR	12 For	6	13	29%	34%	10	30	13	1	1	1	68	-17	
	Against	6	12			7	18	14	9	3	0	85		
NZL	12 For	2	13	15%	30%	2	27	6	1	1	0	46	-60	
	Against	10	24			6	23	19	6	4	2	106		
Total	78		173			100	361	172	51	15	5	945		

Note:

Stolen ends are the ends won without the last stone advantage.

Last Stone Efficiency: Scoring two or more points with last stone advantage.

Force Efficiency: Forcing the opponent team to score only one point when they have the last stone advantage.

Legend:

>4 More than four points scored

Eff. Efficiency

LSFE Last Stone First End

Summary of Big Ends

Points Scored	By	Against	Session	End	Game Result
6	SUI - Switzerland	JPN - Japan	2	2	11 : 2
6	SWE - Sweden	NZL - New Zealand	1	4	14 : 2
5	GER - Germany	SWE - Sweden	9	9	9 : 3
5	SUI - Switzerland	NOR - Norway	15	9	6 : 1
5	TUR - Türkiye	NZL - New Zealand	3	10	13 : 10
4	CAN - Canada	TUR - Türkiye	18	8	10 : 4
4	CAN - Canada	SCO - Scotland	8	1	9 : 8
4	CAN - Canada	SWE - Sweden	2	10	9 : 4
4	JPN - Japan	NZL - New Zealand	19	6	7 : 5
4	JPN - Japan	SCO - Scotland	5	10	9 : 8
4	SCO - Scotland	CAN - Canada	8	2	8 : 9
4	SCO - Scotland	GER - Germany	2	9	12 : 5
4	SUI - Switzerland	NZL - New Zealand	12	6	9 : 1
4	SUI - Switzerland	SWE - Sweden	4	3	9 : 3
4	DEN - Denmark	CAN - Canada	19	8	11 : 5
4	GER - Germany	CAN - Canada	13	8	8 : 3
4	ITA - Italy	TUR - Türkiye	2	1	12 : 1
4	KOR - Korea	NZL - New Zealand	6	5	8 : 7
4	NZL - New Zealand	TUR - Türkiye	3	9	10 : 13
4	TUR - Türkiye	NZL - New Zealand	3	8	13 : 10

Note:
Big ends are defined as ends with a score of four or more points.

Time-out Statistics

Team	Games	Number of Time-outs	Average Shot Success on Next Stone
JPN - Japan	12	9	94%
GER - Germany	12	7	85%
SCO - Scotland	12	10	82%
ITA - Italy	12	13	78%
KOR - Korea	12	13	78%
SWE - Sweden	12	10	77%
NZL - New Zealand	12	5	70%
TUR - Türkiye	12	6	70%
SUI - Switzerland	12	6	66%
DEN - Denmark	12	6	62%
USA - United States	12	7	60%
CAN - Canada	12	8	46%
NOR - Norway	12	6	33%
Total	78	106	72%

Cumulative Player Statistics by Team

CAN - Canada

EINARSON Kerri 4 S Right-handed

Type	↻	%	↺	%	Total	%
Draw	38	78	33	73	71	76
Front	0	-	0	-	0	-
Guard	10	98	10	90	20	94
Raise	4	25	4	69	8	47
Wick / Soft Peeling	0	-	0	-	0	-
Freeze	0	-	0	-	0	-
Take-out	27	83	33	76	60	79
Hit and Roll	8	81	5	65	13	75
Clearing	6	92	5	90	11	91
Double Take-out	8	63	10	80	18	72
Promotion Take-out	10	60	9	58	19	59
All Draws	52	78	47	77	99	77
All Take-outs	59	77	62	74	121	76
Total	111	77	109	75	220	76
Not considered					1	-

HARRIS Briane 1 Right-handed

Type	↻	%	↺	%	Total	%
Draw	66	90	40	85	106	88
Front	43	90	36	96	79	93
Guard	8	91	3	92	11	91
Raise	2	63	2	88	4	75
Wick / Soft Peeling	0	-	1	50	1	50
Freeze	0	-	0	-	0	-
Take-out	6	58	13	88	19	79
Hit and Roll	0	-	0	-	0	-
Clearing	0	-	0	-	0	-
Double Take-out	1	100	0	-	1	100
Promotion Take-out	0	-	1	75	1	75
All Draws	119	90	82	90	201	90
All Take-outs	7	64	14	88	21	80
Total	126	88	96	89	222	89
Not considered					0	-

SWEETING Val 3 V Left-handed

Type	↻	%	↺	%	Total	%
Draw	22	77	27	77	49	77
Front	2	75	0	-	2	75
Guard	12	71	7	82	19	75
Raise	4	50	1	25	5	45
Wick / Soft Peeling	0	-	0	-	0	-
Freeze	0	-	0	-	0	-
Take-out	27	82	39	79	66	81
Hit and Roll	9	78	6	83	15	80
Clearing	15	92	12	90	27	91
Double Take-out	10	80	16	72	26	75
Promotion Take-out	1	100	12	52	13	56
All Draws	40	73	35	76	75	74
All Take-outs	62	84	85	76	147	79
Total	102	79	120	76	222	78
Not considered					0	-

KARWACKI Krysten A Right-handed

Type	↻	%	↺	%	Total	%
Draw	0	-	0	-	0	-
Front	0	-	0	-	0	-
Guard	0	-	0	-	0	-
Raise	0	-	0	-	0	-
Wick / Soft Peeling	0	-	0	-	0	-
Freeze	0	-	0	-	0	-
Take-out	0	-	0	-	0	-
Hit and Roll	0	-	0	-	0	-
Clearing	0	-	0	-	0	-
Double Take-out	0	-	0	-	0	-
Promotion Take-out	0	-	0	-	0	-
All Draws	0	-	0	-	0	-
All Take-outs	0	-	0	-	0	-
Total	0	-	0	-	0	-
Not considered					0	-

BIRCHARD Shannon 2 Right-handed

Type	↻	%	↺	%	Total	%
Draw	35	86	22	65	57	78
Front	5	100	1	100	6	100
Guard	6	79	12	94	18	89
Raise	4	69	3	92	7	79
Wick / Soft Peeling	0	-	0	-	0	-
Freeze	0	-	0	-	0	-
Take-out	21	82	28	90	49	87
Hit and Roll	9	72	9	78	18	75
Clearing	17	88	17	97	34	93
Double Take-out	11	77	13	73	24	75
Promotion Take-out	5	90	4	75	9	83
All Draws	50	85	38	77	88	82
All Take-outs	63	82	71	86	134	84
Total	113	83	109	83	222	83
Not considered					0	-

Team: CAN - Canada

Type	↻	%	↺	%	Total	%
Draw	161	85	122	76	283	81
Front	50	91	37	96	87	93
Guard	36	84	32	90	68	87
Raise	14	50	10	75	24	60
Wick / Soft Peeling	0	-	1	50	1	50
Freeze	0	-	0	-	0	-
Take-out	81	81	113	82	194	82
Hit and Roll	26	77	20	76	46	77
Clearing	38	90	34	93	72	92
Double Take-out	30	75	39	74	69	75
Promotion Take-out	16	72	26	59	42	64
All Draws	261	84	202	82	463	83
All Take-outs	191	80	232	79	423	80
Total	452	82	434	81	886	81
Not considered					1	-

Note:

Position and function for each team member:

4 = Fourth, 3 = Third, 2 = Second, 1 = Lead, A = Alternate, S = Skip, V = Vice-Skip

Legend:

↻ Clockwise

↺ Counter-clockwise

Cumulative Player Statistics by Team

DEN - Denmark

DUPONT Madeleine 4 S Right-handed

Type	↻	%	↺	%	Total	%
Draw	34	76	44	75	78	75
Front	0	-	0	-	0	-
Guard	9	97	10	90	19	93
Raise	10	58	11	77	21	68
Wick / Soft Peeling	0	-	0	-	0	-
Freeze	0	-	0	-	0	-
Take-out	24	76	21	56	45	67
Hit and Roll	10	70	11	75	21	73
Clearing	4	88	5	95	9	92
Double Take-out	7	89	6	33	13	63
Promotion Take-out	4	38	6	92	10	70
All Draws	53	76	65	78	118	77
All Take-outs	49	74	49	66	98	70
Total	102	75	114	73	216	74
Not considered					3	-

LARSEN My 1 Right-handed

Type	↻	%	↺	%	Total	%
Draw	59	89	36	75	95	83
Front	62	92	21	92	83	92
Guard	10	78	4	94	14	82
Raise	2	100	3	83	5	90
Wick / Soft Peeling	0	-	1	0	1	0
Freeze	0	-	0	-	0	-
Take-out	11	68	8	94	19	79
Hit and Roll	4	56	2	63	6	58
Clearing	0	-	0	-	0	-
Double Take-out	0	-	1	50	1	50
Promotion Take-out	0	-	0	-	0	-
All Draws	133	90	65	81	198	87
All Take-outs	15	65	11	84	26	73
Total	148	87	76	81	224	85
Not considered					0	-

HALSE Mathilde 3 V Right-handed

Type	↻	%	↺	%	Total	%
Draw	30	68	41	76	71	73
Front	3	100	3	92	6	96
Guard	12	75	11	77	23	76
Raise	1	25	9	78	10	73
Wick / Soft Peeling	0	-	1	0	1	0
Freeze	0	-	0	-	0	-
Take-out	29	76	28	75	57	75
Hit and Roll	6	46	3	67	9	53
Clearing	6	79	13	100	19	93
Double Take-out	14	61	8	56	22	59
Promotion Take-out	3	58	3	67	6	63
All Draws	46	71	65	76	111	74
All Take-outs	58	69	55	77	113	73
Total	104	70	120	76	224	73
Not considered					0	-

LANDER Jasmin A Right-handed

Type	↻	%	↺	%	Total	%
Draw	0	-	0	-	0	-
Front	0	-	0	-	0	-
Guard	0	-	0	-	0	-
Raise	0	-	0	-	0	-
Wick / Soft Peeling	0	-	0	-	0	-
Freeze	0	-	0	-	0	-
Take-out	0	-	0	-	0	-
Hit and Roll	0	-	0	-	0	-
Clearing	0	-	0	-	0	-
Double Take-out	0	-	0	-	0	-
Promotion Take-out	0	-	0	-	0	-
All Draws	0	-	0	-	0	-
All Take-outs	0	-	0	-	0	-
Total	0	-	0	-	0	-
Not considered					0	-

DUPONT Denise 2 Right-handed

Type	↻	%	↺	%	Total	%
Draw	31	84	37	73	68	78
Front	3	100	1	100	4	100
Guard	11	89	11	93	22	91
Raise	9	69	10	70	19	70
Wick / Soft Peeling	1	100	0	-	1	100
Freeze	0	-	0	-	0	-
Take-out	22	80	28	80	50	80
Hit and Roll	7	82	6	63	13	73
Clearing	13	83	7	86	20	84
Double Take-out	11	80	12	77	23	78
Promotion Take-out	1	50	3	92	4	81
All Draws	55	84	59	77	114	80
All Take-outs	54	80	56	79	110	80
Total	109	82	115	78	224	80
Not considered					0	-

Team: DEN - Denmark

Type	↻	%	↺	%	Total	%
Draw	154	81	158	75	312	78
Front	68	93	25	92	93	93
Guard	42	84	36	88	78	86
Raise	22	65	33	76	55	71
Wick / Soft Peeling	1	100	2	0	3	33
Freeze	0	-	0	-	0	-
Take-out	86	76	85	74	171	75
Hit and Roll	27	66	22	69	49	67
Clearing	23	83	25	95	48	89
Double Take-out	32	73	27	60	59	67
Promotion Take-out	8	47	12	85	20	70
All Draws	287	83	254	78	541	81
All Take-outs	176	73	171	75	347	74
Total	463	79	425	77	888	78
Not considered					3	-

Note:

Position and function for each team member:

4 = Fourth, 3 = Third, 2 = Second, 1 = Lead, A = Alternate, S = Skip, V = Vice-Skip

Legend:

↻ Clockwise

↺ Counter-clockwise

Cumulative Player Statistics by Team

GER - Germany

JENTSCH Daniela 4 S Right-handed

Type	↻	%	↺	%	Total	%
Draw	20	76	47	58	67	63
Front	0	-	0	-	0	-
Guard	6	92	7	86	13	88
Raise	8	53	6	46	14	50
Wick / Soft Peeling	0	-	0	-	0	-
Freeze	0	-	1	0	1	0
Take-out	17	85	33	86	50	86
Hit and Roll	7	71	8	75	15	73
Clearing	8	81	6	92	14	86
Double Take-out	11	75	14	70	25	72
Promotion Take-out	5	40	2	0	7	29
All Draws	34	74	61	59	95	64
All Take-outs	48	76	63	79	111	77
Total	82	75	124	69	206	71
Not considered					3	-

JENTSCH Analena 1 Right-handed

Type	↻	%	↺	%	Total	%
Draw	16	69	65	80	81	78
Front	12	88	61	84	73	85
Guard	2	75	9	89	11	86
Raise	1	75	1	100	2	88
Wick / Soft Peeling	0	-	0	-	0	-
Freeze	0	-	0	-	0	-
Take-out	6	92	30	88	36	88
Hit and Roll	2	75	1	100	3	83
Clearing	0	-	1	0	1	0
Double Take-out	2	50	0	-	2	50
Promotion Take-out	0	-	0	-	0	-
All Draws	31	77	136	83	167	81
All Take-outs	10	80	32	85	42	84
Total	41	77	168	83	209	82
Not considered					1	-

ABBES Emira 3 V Right-handed

Type	↻	%	↺	%	Total	%
Draw	28	83	48	74	76	78
Front	1	100	3	100	4	100
Guard	8	97	9	86	17	91
Raise	3	83	5	60	8	69
Wick / Soft Peeling	0	-	0	-	0	-
Freeze	0	-	0	-	0	-
Take-out	20	78	27	81	47	80
Hit and Roll	9	83	12	85	21	85
Clearing	8	81	4	75	12	79
Double Take-out	8	75	9	72	17	74
Promotion Take-out	1	25	6	63	7	57
All Draws	40	86	65	76	105	80
All Take-outs	46	78	58	78	104	78
Total	86	82	123	77	209	79
Not considered					1	-

SCHOELL Pia-Lisa A Right-handed

Type	↻	%	↺	%	Total	%
Draw	13	85	31	77	44	80
Front	0	-	4	75	4	75
Guard	5	90	9	75	14	80
Raise	2	50	6	75	8	69
Wick / Soft Peeling	1	0	0	-	1	0
Freeze	0	-	0	-	0	-
Take-out	6	79	20	89	26	87
Hit and Roll	5	75	4	63	9	69
Clearing	6	88	1	75	7	86
Double Take-out	5	65	4	63	9	64
Promotion Take-out	1	100	0	-	1	100
All Draws	21	79	50	77	71	77
All Take-outs	23	78	29	81	52	80
Total	44	78	79	78	123	78
Not considered					1	-

KAPP Lena 2 Right-handed

Type	↻	%	↺	%	Total	%
Draw	9	86	22	67	31	73
Front	0	-	3	100	3	100
Guard	3	67	4	75	7	71
Raise	1	100	0	-	1	100
Wick / Soft Peeling	0	-	0	-	0	-
Freeze	0	-	0	-	0	-
Take-out	9	83	10	78	19	80
Hit and Roll	4	75	5	75	9	75
Clearing	2	100	4	94	6	96
Double Take-out	2	50	6	58	8	56
Promotion Take-out	1	100	1	75	2	88
All Draws	13	83	29	72	42	75
All Take-outs	18	81	26	75	44	77
Total	31	81	55	73	86	76
Not considered					0	-

Team: GER - Germany

Type	↻	%	↺	%	Total	%
Draw	86	79	213	72	299	74
Front	13	88	71	85	84	85
Guard	24	89	38	83	62	85
Raise	15	63	18	63	33	63
Wick / Soft Peeling	1	0	0	-	1	0
Freeze	0	-	1	0	1	0
Take-out	58	82	120	85	178	84
Hit and Roll	27	77	30	78	57	78
Clearing	24	84	16	81	40	83
Double Take-out	28	70	33	67	61	68
Promotion Take-out	8	53	9	50	17	51
All Draws	139	79	341	75	480	77
All Take-outs	145	78	208	80	353	79
Total	284	79	549	77	833	77
Not considered					6	-

Note:

Position and function for each team member:

4 = Fourth, 3 = Third, 2 = Second, 1 = Lead, A = Alternate, S = Skip, V = Vice-Skip

Legend:

↻ Clockwise

↺ Counter-clockwise

Cumulative Player Statistics by Team

ITA - Italy

CONSTANTINI Stefania 4 S Right-handed

Type	↻	%	↺	%	Total	%
Draw	44	76	36	78	80	77
Front	2	100	0	-	2	100
Guard	5	95	9	81	14	86
Raise	5	40	6	67	11	55
Wick / Soft Peeling	1	50	0	-	1	50
Freeze	0	-	0	-	0	-
Take-out	27	82	29	87	56	85
Hit and Roll	3	83	12	83	15	83
Clearing	4	100	12	100	16	100
Double Take-out	11	80	8	81	19	80
Promotion Take-out	7	71	4	69	11	70
All Draws	57	75	51	77	108	76
All Take-outs	52	82	65	87	117	85
Total	109	78	116	83	225	80
Not considered					0	-

ZARDINI LACEDELLI Giulia 1 Right-handed

Type	↻	%	↺	%	Total	%
Draw	41	79	78	95	119	89
Front	15	98	35	95	50	96
Guard	5	95	10	88	15	90
Raise	1	100	0	-	1	100
Wick / Soft Peeling	1	75	1	50	2	63
Freeze	0	-	0	-	0	-
Take-out	13	88	18	92	31	90
Hit and Roll	1	75	5	85	6	83
Clearing	0	-	0	-	0	-
Double Take-out	0	-	0	-	0	-
Promotion Take-out	1	50	0	-	1	50
All Draws	63	85	124	94	187	91
All Take-outs	15	85	23	90	38	88
Total	78	85	147	93	225	90
Not considered					1	-

LO DESERTO Marta 3 V Right-handed

Type	↻	%	↺	%	Total	%
Draw	38	79	17	60	55	73
Front	2	100	1	100	3	100
Guard	8	84	14	89	22	88
Raise	3	58	2	88	5	70
Wick / Soft Peeling	1	100	0	-	1	100
Freeze	0	-	0	-	0	-
Take-out	30	73	42	82	72	78
Hit and Roll	14	77	9	78	23	77
Clearing	3	100	12	96	15	97
Double Take-out	9	56	12	73	21	65
Promotion Take-out	4	50	4	69	8	59
All Draws	52	80	34	75	86	78
All Take-outs	60	71	79	82	139	77
Total	112	75	113	80	225	77
Not considered					1	-

GILBERTI Camilla A Right-handed

Type	↻	%	↺	%	Total	%
Draw	0	-	0	-	0	-
Front	0	-	0	-	0	-
Guard	0	-	0	-	0	-
Raise	0	-	0	-	0	-
Wick / Soft Peeling	0	-	0	-	0	-
Freeze	0	-	0	-	0	-
Take-out	0	-	0	-	0	-
Hit and Roll	0	-	0	-	0	-
Clearing	0	-	0	-	0	-
Double Take-out	0	-	0	-	0	-
Promotion Take-out	0	-	0	-	0	-
All Draws	0	-	0	-	0	-
All Take-outs	0	-	0	-	0	-
Total	0	-	0	-	0	-
Not considered					0	-

ROMEI Angela 2 Right-handed

Type	↻	%	↺	%	Total	%
Draw	44	76	32	77	76	76
Front	3	83	2	88	5	85
Guard	6	100	16	78	22	84
Raise	2	25	2	50	4	38
Wick / Soft Peeling	0	-	0	-	0	-
Freeze	0	-	0	-	0	-
Take-out	24	71	31	86	55	80
Hit and Roll	11	84	10	75	21	80
Clearing	12	75	12	83	24	79
Double Take-out	8	63	5	100	13	77
Promotion Take-out	2	63	3	42	5	50
All Draws	55	77	52	76	107	77
All Take-outs	57	73	61	83	118	78
Total	112	75	113	80	225	77
Not considered					1	-

Team: ITA - Italy

Type	↻	%	↺	%	Total	%
Draw	167	77	163	84	330	80
Front	22	97	38	95	60	95
Guard	24	93	49	84	73	87
Raise	11	48	10	68	21	57
Wick / Soft Peeling	3	75	1	50	4	69
Freeze	0	-	0	-	0	-
Take-out	94	77	120	86	214	82
Hit and Roll	29	80	36	80	65	80
Clearing	19	84	36	93	55	90
Double Take-out	28	67	25	81	53	74
Promotion Take-out	14	63	11	61	25	62
All Draws	227	79	261	85	488	82
All Take-outs	184	76	228	84	412	81
Total	411	78	489	84	900	81
Not considered					3	-

Note:

Position and function for each team member:

4 = Fourth, 3 = Third, 2 = Second, 1 = Lead, A = Alternate, S = Skip, V = Vice-Skip

Legend:

↻ Clockwise

↺ Counter-clockwise

Cumulative Player Statistics by Team

JPN - Japan

FUJISAWA Satsuki

4 S Right-handed

Type	↻	%	↺	%	Total	%
Draw	27	80	34	60	61	69
Front	0	-	0	-	0	-
Guard	5	100	9	100	14	100
Raise	4	44	7	89	11	73
Wick / Soft Peeling	0	-	0	-	0	-
Freeze	0	-	0	-	0	-
Take-out	31	66	24	85	55	75
Hit and Roll	11	70	9	64	20	68
Clearing	8	91	13	100	21	96
Double Take-out	8	66	10	70	18	68
Promotion Take-out	3	67	9	39	12	46
All Draws	36	78	50	72	86	74
All Take-outs	61	70	65	77	126	73
Total	97	73	115	74	212	74
Not considered					4	-

YOSHIDA Yurika

1 Right-handed

Type	↻	%	↺	%	Total	%
Draw	38	85	68	78	106	81
Front	31	88	36	90	67	89
Guard	2	88	9	86	11	86
Raise	0	-	0	-	0	-
Wick / Soft Peeling	0	-	4	100	4	100
Freeze	0	-	0	-	0	-
Take-out	7	93	13	77	20	83
Hit and Roll	4	69	4	75	8	72
Clearing	1	100	1	100	2	100
Double Take-out	0	-	0	-	0	-
Promotion Take-out	0	-	0	-	0	-
All Draws	71	86	117	83	188	84
All Take-outs	12	85	18	78	30	81
Total	83	86	135	82	218	84
Not considered					2	-

YOSHIDA Chinami

3 V Right-handed

Type	↻	%	↺	%	Total	%
Draw	26	72	22	86	48	79
Front	3	92	6	96	9	94
Guard	13	85	12	90	25	87
Raise	3	58	7	68	10	65
Wick / Soft Peeling	1	75	0	-	1	75
Freeze	0	-	0	-	0	-
Take-out	23	70	25	85	48	78
Hit and Roll	10	88	11	80	21	83
Clearing	12	92	21	96	33	95
Double Take-out	4	75	15	77	19	76
Promotion Take-out	3	75	3	67	6	71
All Draws	46	76	47	86	93	81
All Take-outs	52	79	75	85	127	82
Total	98	78	122	85	220	82
Not considered					0	-

ISHIZAKI Kotomi

A Right-handed

Type	↻	%	↺	%	Total	%
Draw	0	-	0	-	0	-
Front	0	-	0	-	0	-
Guard	0	-	0	-	0	-
Raise	0	-	0	-	0	-
Wick / Soft Peeling	0	-	0	-	0	-
Freeze	0	-	0	-	0	-
Take-out	0	-	0	-	0	-
Hit and Roll	0	-	0	-	0	-
Clearing	0	-	0	-	0	-
Double Take-out	0	-	0	-	0	-
Promotion Take-out	0	-	0	-	0	-
All Draws	0	-	0	-	0	-
All Take-outs	0	-	0	-	0	-
Total	0	-	0	-	0	-
Not considered					0	-

SUZUKI Yumi

2 Right-handed

Type	↻	%	↺	%	Total	%
Draw	36	83	38	78	74	80
Front	3	92	4	100	7	96
Guard	4	81	11	93	15	90
Raise	4	69	1	50	5	65
Wick / Soft Peeling	1	100	0	-	1	100
Freeze	0	-	0	-	0	-
Take-out	14	75	21	76	35	76
Hit and Roll	6	83	10	80	16	81
Clearing	16	89	21	87	37	88
Double Take-out	12	71	12	58	24	65
Promotion Take-out	2	63	3	42	5	50
All Draws	48	83	54	82	102	82
All Take-outs	50	79	67	75	117	77
Total	98	81	121	78	219	79
Not considered					1	-

Team: JPN - Japan

Type	↻	%	↺	%	Total	%
Draw	127	81	162	75	289	78
Front	37	89	46	91	83	90
Guard	24	88	41	92	65	90
Raise	11	57	15	77	26	68
Wick / Soft Peeling	2	88	4	100	6	96
Freeze	0	-	0	-	0	-
Take-out	75	71	83	82	158	77
Hit and Roll	31	78	34	75	65	77
Clearing	37	91	56	94	93	92
Double Take-out	24	70	37	69	61	69
Promotion Take-out	8	69	15	45	23	53
All Draws	201	82	268	81	469	81
All Take-outs	175	76	225	79	400	78
Total	376	79	493	80	869	80
Not considered					7	-

Note:

Position and function for each team member:

4 = Fourth, 3 = Third, 2 = Second, 1 = Lead, A = Alternate, S = Skip, V = Vice-Skip

Legend:

↻ Clockwise

↺ Counter-clockwise

KOR - after Round Robin

Cumulative Player Statistics by Team

KOR - Korea

HA Seungyoun

4 S Right-handed

Type	↻	%	↺	%	Total	%
Draw	46	76	31	77	77	76
Front	1	100	0	-	1	100
Guard	6	79	4	75	10	78
Raise	6	38	2	50	8	41
Wick / Soft Peeling	0	-	0	-	0	-
Freeze	1	100	1	25	2	63
Take-out	34	77	31	79	65	78
Hit and Roll	10	78	10	73	20	75
Clearing	3	100	13	94	16	95
Double Take-out	14	57	15	67	29	62
Promotion Take-out	4	50	2	50	6	50
All Draws	60	73	38	74	98	73
All Take-outs	65	72	71	77	136	75
Total	125	73	109	76	234	74
Not considered					3	-

KIM Sujin

1 Right-handed

Type	↻	%	↺	%	Total	%
Draw	94	87	10	83	104	87
Front	67	88	8	94	75	89
Guard	11	93	1	100	12	94
Raise	3	67	1	25	4	56
Wick / Soft Peeling	0	-	1	50	1	50
Freeze	0	-	0	-	0	-
Take-out	22	91	11	68	33	83
Hit and Roll	0	-	3	75	3	75
Clearing	0	-	1	100	1	100
Double Take-out	0	-	1	50	1	50
Promotion Take-out	4	94	0	-	4	94
All Draws	175	88	21	83	196	87
All Take-outs	26	91	16	70	42	83
Total	201	88	37	78	238	86
Not considered					0	-

KIM Hyerin

3 V Right-handed

Type	↻	%	↺	%	Total	%
Draw	27	81	27	79	54	80
Front	4	100	1	100	5	100
Guard	12	79	8	72	20	76
Raise	3	83	2	25	5	60
Wick / Soft Peeling	0	-	0	-	0	-
Freeze	0	-	0	-	0	-
Take-out	37	84	32	73	69	79
Hit and Roll	7	75	9	81	16	78
Clearing	10	98	11	89	21	93
Double Take-out	15	62	20	78	35	71
Promotion Take-out	9	67	4	50	13	62
All Draws	46	82	38	75	84	79
All Take-outs	78	79	76	76	154	78
Total	124	80	114	76	238	78
Not considered					0	-

Team: KOR - Korea

Type	↻	%	↺	%	Total	%
Draw	203	84	90	80	293	82
Front	77	90	11	95	88	90
Guard	37	84	20	74	57	81
Raise	16	66	8	38	24	56
Wick / Soft Peeling	0	-	1	50	1	50
Freeze	1	100	1	25	2	63
Take-out	121	82	105	79	226	81
Hit and Roll	27	74	38	74	65	74
Clearing	22	89	39	88	61	88
Double Take-out	48	67	50	71	98	69
Promotion Take-out	22	70	10	40	32	61
All Draws	334	84	131	77	465	82
All Take-outs	240	78	242	76	482	77
Total	574	81	373	77	947	80
Not considered					4	-

YANG Taei

2 Right-handed

Type	↻	%	↺	%	Total	%
Draw	36	87	22	84	58	86
Front	5	100	2	100	7	100
Guard	8	84	7	71	15	78
Raise	4	94	3	42	7	71
Wick / Soft Peeling	0	-	0	-	0	-
Freeze	0	-	0	-	0	-
Take-out	28	76	31	90	59	83
Hit and Roll	10	70	16	70	26	70
Clearing	9	75	14	80	23	78
Double Take-out	19	79	14	66	33	73
Promotion Take-out	5	75	4	25	9	53
All Draws	53	88	34	79	87	84
All Take-outs	71	76	79	77	150	76
Total	124	81	113	77	237	79
Not considered					1	-

Note:

Position and function for each team member:

4 = Fourth, 3 = Third, 2 = Second, 1 = Lead, A = Alternate, S = Skip, V = Vice-Skip

Legend:

↻ Clockwise

↺ Counter-clockwise

NOR - after Round Robin

Cumulative Player Statistics by Team

NOR - Norway

SKASLIEN Kristin 4 V Right-handed

Type	↻	%	↺	%	Total	%
Draw	36	67	27	68	63	67
Front	0	-	0	-	0	-
Guard	2	100	3	83	5	90
Raise	4	38	3	33	7	36
Wick / Soft Peeling	0	-	0	-	0	-
Freeze	0	-	0	-	0	-
Take-out	47	80	27	89	74	83
Hit and Roll	17	81	12	83	29	82
Clearing	14	93	9	78	23	87
Double Take-out	7	57	9	56	16	56
Promotion Take-out	5	65	1	100	6	71
All Draws	42	66	33	66	75	66
All Take-outs	90	80	58	81	148	80
Total	132	75	91	76	223	75
Not considered					4	-

ROENNING Martine 1 Left-handed

Type	↻	%	↺	%	Total	%
Draw	69	94	64	89	133	92
Front	13	94	17	87	30	90
Guard	10	73	6	96	16	81
Raise	0	-	0	-	0	-
Wick / Soft Peeling	2	25	0	-	2	25
Freeze	0	-	0	-	0	-
Take-out	16	97	25	89	41	92
Hit and Roll	0	-	3	58	3	58
Clearing	1	50	0	-	1	50
Double Take-out	2	75	0	-	2	75
Promotion Take-out	0	-	0	-	0	-
All Draws	94	90	87	89	181	90
All Take-outs	19	92	28	86	47	88
Total	113	91	115	88	228	89
Not considered					2	-

ROERVIK Marianne 3 S Right-handed

Type	↻	%	↺	%	Total	%
Draw	29	74	20	79	49	76
Front	0	-	1	75	1	75
Guard	8	81	8	84	16	83
Raise	3	92	2	63	5	80
Wick / Soft Peeling	0	-	0	-	0	-
Freeze	0	-	0	-	0	-
Take-out	42	82	35	79	77	81
Hit and Roll	11	75	13	83	24	79
Clearing	18	89	19	100	37	95
Double Take-out	6	83	5	70	11	77
Promotion Take-out	5	55	5	60	10	58
All Draws	40	77	31	79	71	78
All Take-outs	82	81	77	83	159	82
Total	122	80	108	82	230	81
Not considered					0	-

RAMSFJELL Maia A Right-handed

Type	↻	%	↺	%	Total	%
Draw	0	-	0	-	0	-
Front	0	-	0	-	0	-
Guard	0	-	0	-	0	-
Raise	0	-	0	-	0	-
Wick / Soft Peeling	0	-	0	-	0	-
Freeze	0	-	0	-	0	-
Take-out	0	-	0	-	0	-
Hit and Roll	0	-	0	-	0	-
Clearing	0	-	0	-	0	-
Double Take-out	0	-	0	-	0	-
Promotion Take-out	0	-	0	-	0	-
All Draws	0	-	0	-	0	-
All Take-outs	0	-	0	-	0	-
Total	0	-	0	-	0	-
Not considered					0	-

HASLEV NORDBYE Mille 2 Right-handed

Type	↻	%	↺	%	Total	%
Draw	32	86	20	86	52	86
Front	3	100	1	100	4	100
Guard	7	86	8	81	15	83
Raise	0	-	1	50	1	50
Wick / Soft Peeling	0	-	0	-	0	-
Freeze	0	-	0	-	0	-
Take-out	34	90	33	77	67	84
Hit and Roll	10	73	6	83	16	77
Clearing	24	97	21	92	45	94
Double Take-out	16	75	10	70	26	73
Promotion Take-out	1	75	2	100	3	92
All Draws	42	87	30	84	72	86
All Take-outs	85	87	72	82	157	85
Total	127	87	102	82	229	85
Not considered					1	-

Team: NOR - Norway

Type	↻	%	↺	%	Total	%
Draw	166	83	131	83	297	83
Front	16	95	19	87	35	91
Guard	27	81	25	86	52	83
Raise	7	61	6	46	13	54
Wick / Soft Peeling	2	25	0	-	2	25
Freeze	0	-	0	-	0	-
Take-out	139	85	120	83	259	84
Hit and Roll	38	77	34	81	72	79
Clearing	57	93	49	92	106	92
Double Take-out	31	73	24	65	55	69
Promotion Take-out	11	61	8	75	19	67
All Draws	218	83	181	82	399	82
All Take-outs	276	83	235	82	511	83
Total	494	83	416	82	910	83
Not considered					7	-

Note:

Position and function for each team member:

4 = Fourth, 3 = Third, 2 = Second, 1 = Lead, A = Alternate, S = Skip, V = Vice-Skip

Legend:

↻ Clockwise

↺ Counter-clockwise

NZL - after Round Robin

Cumulative Player Statistics by Team

NZL - New Zealand

SMITH Jessica

4 S Right-handed

Type	↻	%	↺	%	Total	%
Draw	16	83	21	65	37	73
Front	0	-	1	100	1	100
Guard	0	-	1	75	1	75
Raise	0	-	1	0	1	0
Wick / Soft Peeling	0	-	0	-	0	-
Freeze	0	-	1	0	1	0
Take-out	9	53	11	70	20	63
Hit and Roll	1	100	1	75	2	88
Clearing	0	-	0	-	0	-
Double Take-out	7	54	4	25	11	43
Promotion Take-out	1	25	2	38	3	33
All Draws	16	83	25	62	41	70
All Take-outs	18	54	18	57	36	56
Total	34	68	43	60	77	63
Not considered					0	-

THURLOW Natalie

1 Right-handed

Type	↻	%	↺	%	Total	%
Draw	41	70	41	71	82	70
Front	30	73	27	81	57	77
Guard	1	100	9	78	10	80
Raise	0	-	7	64	7	64
Wick / Soft Peeling	0	-	0	-	0	-
Freeze	0	-	0	-	0	-
Take-out	5	40	23	59	28	55
Hit and Roll	2	100	4	81	6	88
Clearing	0	-	4	81	4	81
Double Take-out	6	54	4	50	10	53
Promotion Take-out	0	-	2	100	2	100
All Draws	72	71	84	75	156	73
All Take-outs	13	56	37	65	50	63
Total	85	69	121	72	206	71
Not considered					2	-

THOMPSON Holly

3 V Right-handed

Type	↻	%	↺	%	Total	%
Draw	33	61	36	72	69	67
Front	4	88	3	83	7	86
Guard	5	90	11	80	16	83
Raise	2	63	2	75	4	69
Wick / Soft Peeling	0	-	1	100	1	100
Freeze	0	-	0	-	0	-
Take-out	21	44	24	59	45	52
Hit and Roll	7	71	11	70	18	71
Clearing	2	63	3	83	5	75
Double Take-out	5	60	7	43	12	50
Promotion Take-out	0	-	1	25	1	25
All Draws	44	67	53	75	97	71
All Take-outs	35	53	46	60	81	57
Total	79	61	99	68	178	65
Not considered					0	-

KINNEY Ruby

A Left-handed

Type	↻	%	↺	%	Total	%
Draw	31	57	22	52	53	55
Front	30	67	19	84	49	73
Guard	1	100	3	67	4	75
Raise	0	-	1	0	1	0
Wick / Soft Peeling	0	-	0	-	0	-
Freeze	0	-	0	-	0	-
Take-out	5	80	7	57	12	67
Hit and Roll	4	75	5	40	9	56
Clearing	0	-	0	-	0	-
Double Take-out	0	-	1	100	1	100
Promotion Take-out	0	-	1	25	1	25
All Draws	62	63	45	66	107	64
All Take-outs	9	78	14	52	23	62
Total	71	64	59	62	130	63
Not considered					0	-

BECKER Bridget

2 Right-handed

Type	↻	%	↺	%	Total	%
Draw	41	62	47	59	88	60
Front	2	75	2	100	4	88
Guard	4	81	4	88	8	84
Raise	4	56	8	63	12	60
Wick / Soft Peeling	1	100	0	-	1	100
Freeze	0	-	0	-	0	-
Take-out	23	76	17	75	40	76
Hit and Roll	10	60	6	88	16	70
Clearing	0	-	2	100	2	100
Double Take-out	11	59	7	36	18	50
Promotion Take-out	4	6	2	38	6	17
All Draws	52	64	61	63	113	63
All Take-outs	48	63	34	68	82	65
Total	100	64	95	65	195	64
Not considered					1	-

Team: NZL - New Zealand

Type	↻	%	↺	%	Total	%
Draw	162	65	167	65	329	65
Front	66	71	52	84	118	76
Guard	11	89	28	79	39	81
Raise	6	58	19	58	25	58
Wick / Soft Peeling	1	100	1	100	2	100
Freeze	0	-	1	0	1	0
Take-out	63	60	82	64	145	62
Hit and Roll	24	71	27	70	51	71
Clearing	2	63	9	86	11	82
Double Take-out	29	57	23	41	52	50
Promotion Take-out	5	10	8	50	13	35
All Draws	246	67	268	69	514	68
All Take-outs	123	59	149	62	272	61
Total	369	65	417	67	786	66
Not considered					3	-

Note:

Position and function for each team member:

4 = Fourth, 3 = Third, 2 = Second, 1 = Lead, A = Alternate, S = Skip, V = Vice-Skip

Legend:

↻ Clockwise

↺ Counter-clockwise

SCO - after Round Robin

Cumulative Player Statistics by Team

SCO - Scotland

MORRISON Rebecca 4 S Right-handed

Type	↻	%	↺	%	Total	%
Draw	42	79	45	81	87	80
Front	0	-	1	100	1	100
Guard	8	63	10	70	18	67
Raise	6	67	7	25	13	44
Wick / Soft Peeling	1	0	0	-	1	0
Freeze	0	-	2	38	2	38
Take-out	30	80	26	76	56	78
Hit and Roll	15	72	8	84	23	76
Clearing	2	100	2	100	4	100
Double Take-out	11	59	7	50	18	56
Promotion Take-out	2	50	6	67	8	63
All Draws	57	74	65	72	122	73
All Take-outs	60	74	49	73	109	74
Total	117	74	114	73	231	73
Not considered					0	-

JACKSON Sophie 1 Right-handed

Type	↻	%	↺	%	Total	%
Draw	52	86	43	84	95	85
Front	54	95	53	94	107	95
Guard	1	100	5	90	6	92
Raise	4	63	1	50	5	60
Wick / Soft Peeling	0	-	0	-	0	-
Freeze	0	-	0	-	0	-
Take-out	9	81	5	80	14	80
Hit and Roll	3	58	1	75	4	63
Clearing	0	-	0	-	0	-
Double Take-out	1	50	0	-	1	50
Promotion Take-out	1	0	1	50	2	25
All Draws	111	90	102	89	213	90
All Take-outs	14	68	7	75	21	70
Total	125	87	109	88	234	88
Not considered					0	-

AITKEN Gina 3 V Right-handed

Type	↻	%	↺	%	Total	%
Draw	24	74	19	83	43	78
Front	2	100	0	-	2	100
Guard	9	86	6	75	15	82
Raise	3	67	1	100	4	75
Wick / Soft Peeling	0	-	0	-	0	-
Freeze	0	-	0	-	0	-
Take-out	16	70	11	61	27	67
Hit and Roll	6	96	9	81	15	87
Clearing	5	100	2	100	7	100
Double Take-out	13	52	8	50	21	51
Promotion Take-out	4	50	0	-	4	50
All Draws	38	78	26	82	64	79
All Take-outs	44	70	30	67	74	69
Total	82	73	56	74	138	74
Not considered					0	-

DODDS Jennifer A Right-handed

Type	↻	%	↺	%	Total	%
Draw	16	80	10	85	26	82
Front	3	67	0	-	3	67
Guard	10	93	10	88	20	90
Raise	1	75	2	75	3	75
Wick / Soft Peeling	0	-	0	-	0	-
Freeze	0	-	0	-	0	-
Take-out	10	83	8	94	18	88
Hit and Roll	4	75	5	60	9	67
Clearing	3	58	6	83	9	75
Double Take-out	2	50	4	75	6	67
Promotion Take-out	2	25	0	-	2	25
All Draws	30	83	22	85	52	84
All Take-outs	21	69	23	80	44	75
Total	51	77	45	83	96	80
Not considered					0	-

SINCLAIR Sophie 2 Right-handed

Type	↻	%	↺	%	Total	%
Draw	49	76	31	72	80	74
Front	7	100	3	100	10	100
Guard	17	81	8	97	25	86
Raise	8	78	3	67	11	75
Wick / Soft Peeling	1	50	1	75	2	63
Freeze	0	-	0	-	0	-
Take-out	15	70	17	78	32	74
Hit and Roll	11	80	17	75	28	77
Clearing	13	85	8	88	21	86
Double Take-out	6	58	15	52	21	54
Promotion Take-out	2	13	2	25	4	19
All Draws	82	79	46	78	128	78
All Take-outs	47	72	59	70	106	71
Total	129	76	105	73	234	75
Not considered					0	-

Team: SCO - Scotland

Type	↻	%	↺	%	Total	%
Draw	183	80	148	80	331	80
Front	66	95	57	95	123	95
Guard	45	82	39	83	84	82
Raise	22	70	14	48	36	62
Wick / Soft Peeling	2	25	1	75	3	42
Freeze	0	-	2	38	2	38
Take-out	80	77	67	76	147	77
Hit and Roll	39	77	40	76	79	77
Clearing	23	86	18	89	41	87
Double Take-out	33	55	34	54	67	54
Promotion Take-out	11	34	9	56	20	44
All Draws	318	82	261	82	579	82
All Take-outs	186	72	168	72	354	72
Total	504	78	429	78	933	78
Not considered					0	-

Note:

Position and function for each team member:

4 = Fourth, 3 = Third, 2 = Second, 1 = Lead, A = Alternate, S = Skip, V = Vice-Skip

Legend:

↻ Clockwise

↺ Counter-clockwise

Cumulative Player Statistics by Team

SUI - Switzerland

PAETZ Alina 4 V Right-handed

Type	↻	%	↺	%	Total	%
Draw	27	91	46	89	73	89
Front	0	-	1	100	1	100
Guard	2	100	5	100	7	100
Raise	0	-	1	100	1	100
Wick / Soft Peeling	0	-	0	-	0	-
Freeze	1	100	0	-	1	100
Take-out	26	81	34	93	60	88
Hit and Roll	3	75	13	83	16	81
Clearing	2	100	14	100	16	100
Double Take-out	5	85	10	75	15	78
Promotion Take-out	1	75	5	80	6	79
All Draws	30	92	53	90	83	91
All Take-outs	37	82	76	89	113	87
Total	67	86	129	90	196	89
Not considered					5	-

SCHWALLER-HUERLIMANN Briar 1 Right-handed

Type	↻	%	↺	%	Total	%
Draw	20	64	87	91	107	86
Front	10	90	29	96	39	94
Guard	0	-	3	67	3	67
Raise	3	67	0	-	3	67
Wick / Soft Peeling	8	69	6	83	14	75
Freeze	0	-	0	-	0	-
Take-out	8	75	16	97	24	90
Hit and Roll	2	88	2	63	4	75
Clearing	1	100	4	100	5	100
Double Take-out	1	100	1	50	2	75
Promotion Take-out	0	-	0	-	0	-
All Draws	41	71	125	91	166	86
All Take-outs	12	81	23	92	35	89
Total	53	74	148	92	201	87
Not considered					1	-

TIRINZONI Silvana 3 S Right-handed

Type	↻	%	↺	%	Total	%
Draw	23	83	12	81	35	82
Front	0	-	0	-	0	-
Guard	4	100	4	56	8	78
Raise	1	0	7	79	8	69
Wick / Soft Peeling	0	-	0	-	0	-
Freeze	0	-	1	100	1	100
Take-out	29	91	36	85	65	88
Hit and Roll	12	83	10	70	22	77
Clearing	14	98	17	91	31	94
Double Take-out	10	45	10	68	20	56
Promotion Take-out	3	100	9	83	12	88
All Draws	28	82	24	77	52	80
All Take-outs	68	85	82	82	150	83
Total	96	84	106	81	202	82
Not considered					0	-

Team: SUI - Switzerland

Type	↻	%	↺	%	Total	%
Draw	94	80	161	89	255	85
Front	11	91	32	96	43	95
Guard	8	84	19	84	27	84
Raise	4	50	12	77	16	70
Wick / Soft Peeling	8	69	6	83	14	75
Freeze	1	100	1	100	2	100
Take-out	91	85	112	90	203	87
Hit and Roll	25	82	34	73	59	77
Clearing	29	96	65	96	94	96
Double Take-out	22	72	37	71	59	71
Promotion Take-out	5	75	21	79	26	78
All Draws	126	79	231	89	357	86
All Take-outs	172	84	269	86	441	85
Total	298	82	500	87	798	85
Not considered					9	-

HOWALD Carole 2 Right-handed

Type	↻	%	↺	%	Total	%
Draw	24	77	16	83	40	79
Front	1	100	2	100	3	100
Guard	2	38	7	96	9	83
Raise	0	-	4	69	4	69
Wick / Soft Peeling	0	-	0	-	0	-
Freeze	0	-	0	-	0	-
Take-out	28	84	26	88	54	86
Hit and Roll	8	81	9	64	17	72
Clearing	12	92	30	97	42	95
Double Take-out	6	100	16	72	22	80
Promotion Take-out	1	0	7	71	8	63
All Draws	27	75	29	85	56	80
All Take-outs	55	85	88	84	143	85
Total	82	82	117	84	199	83
Not considered					3	-

Note:

Position and function for each team member:

4 = Fourth, 3 = Third, 2 = Second, 1 = Lead, A = Alternate, S = Skip, V = Vice-Skip

Legend:

↻ Clockwise

↺ Counter-clockwise

Cumulative Player Statistics by Team

SWE - Sweden

HASSELBORG Anna 4 S Right-handed

Type	↻	%	↺	%	Total	%
Draw	35	72	38	70	73	71
Front	0	-	0	-	0	-
Guard	3	33	5	80	8	63
Raise	2	50	5	70	7	64
Wick / Soft Peeling	0	-	0	-	0	-
Freeze	0	-	1	0	1	0
Take-out	30	93	30	87	60	90
Hit and Roll	5	85	7	68	12	75
Clearing	9	89	9	94	18	92
Double Take-out	11	61	12	85	23	74
Promotion Take-out	7	43	4	56	11	48
All Draws	40	68	49	70	89	69
All Take-outs	62	81	62	83	124	82
Total	102	76	111	77	213	77
Not considered					0	-

MABERGS Sofia 1 Right-handed

Type	↻	%	↺	%	Total	%
Draw	28	88	77	85	105	85
Front	9	83	56	92	65	91
Guard	0	-	7	64	7	64
Raise	0	-	0	-	0	-
Wick / Soft Peeling	1	0	3	67	4	50
Freeze	0	-	0	-	0	-
Take-out	6	83	17	79	23	80
Hit and Roll	4	81	3	75	7	79
Clearing	2	50	0	-	2	50
Double Take-out	0	-	0	-	0	-
Promotion Take-out	0	-	0	-	0	-
All Draws	38	84	143	86	181	86
All Take-outs	12	77	20	79	32	78
Total	50	83	163	85	213	85
Not considered					1	-

McMANUS Sara 3 V Right-handed

Type	↻	%	↺	%	Total	%
Draw	28	74	23	63	51	69
Front	0	-	0	-	0	-
Guard	6	67	6	88	12	77
Raise	3	75	9	75	12	75
Wick / Soft Peeling	0	-	2	75	2	75
Freeze	0	-	0	-	0	-
Take-out	18	88	33	86	51	87
Hit and Roll	9	78	15	92	24	86
Clearing	13	100	19	95	32	97
Double Take-out	7	68	14	84	21	79
Promotion Take-out	2	63	5	100	7	89
All Draws	37	73	40	70	77	71
All Take-outs	49	85	86	90	135	88
Total	86	80	126	83	212	82
Not considered					2	-

HELDIN Johanna A Right-handed

Type	↻	%	↺	%	Total	%
Draw	0	-	0	-	0	-
Front	0	-	0	-	0	-
Guard	0	-	0	-	0	-
Raise	0	-	0	-	0	-
Wick / Soft Peeling	0	-	0	-	0	-
Freeze	0	-	0	-	0	-
Take-out	0	-	0	-	0	-
Hit and Roll	0	-	0	-	0	-
Clearing	0	-	0	-	0	-
Double Take-out	0	-	0	-	0	-
Promotion Take-out	0	-	0	-	0	-
All Draws	0	-	0	-	0	-
All Take-outs	0	-	0	-	0	-
Total	0	-	0	-	0	-
Not considered					0	-

KNOCHENHAUER Agnes 2 Right-handed

Type	↻	%	↺	%	Total	%
Draw	28	74	29	85	57	80
Front	3	100	3	100	6	100
Guard	6	88	10	95	16	92
Raise	1	50	3	50	4	50
Wick / Soft Peeling	0	-	1	100	1	100
Freeze	0	-	0	-	0	-
Take-out	15	73	23	87	38	82
Hit and Roll	10	58	15	75	25	68
Clearing	12	96	28	98	40	98
Double Take-out	10	73	13	73	23	73
Promotion Take-out	1	25	2	75	3	58
All Draws	38	78	46	86	84	82
All Take-outs	48	74	81	86	129	82
Total	86	76	127	86	213	82
Not considered					1	-

Team: SWE - Sweden

Type	↻	%	↺	%	Total	%
Draw	119	77	167	79	286	78
Front	12	88	59	93	71	92
Guard	15	68	28	83	43	78
Raise	6	63	17	69	23	67
Wick / Soft Peeling	1	0	6	75	7	64
Freeze	0	-	1	0	1	0
Take-out	69	87	103	85	172	86
Hit and Roll	28	72	40	80	68	77
Clearing	36	93	56	96	92	95
Double Take-out	28	67	39	81	67	75
Promotion Take-out	10	45	11	80	21	63
All Draws	153	76	278	81	431	79
All Take-outs	171	80	249	86	420	84
Total	324	78	527	83	851	81
Not considered					4	-

Note:

Position and function for each team member:

4 = Fourth, 3 = Third, 2 = Second, 1 = Lead, A = Alternate, S = Skip, V = Vice-Skip

Legend:

↻ Clockwise

↺ Counter-clockwise

TUR - after Round Robin

Cumulative Player Statistics by Team

TUR - Türkiye

YILDIZ Dilsat 4 S Right-handed

Type	↻	%	↺	%	Total	%
Draw	37	71	34	76	71	74
Front	0	-	0	-	0	-
Guard	11	89	5	75	16	84
Raise	2	88	2	13	4	50
Wick / Soft Peeling	0	-	0	-	0	-
Freeze	0	-	0	-	0	-
Take-out	24	84	32	75	56	79
Hit and Roll	10	85	6	67	16	78
Clearing	8	91	4	100	12	94
Double Take-out	11	59	8	63	19	61
Promotion Take-out	5	40	10	63	15	55
All Draws	50	76	41	73	91	74
All Take-outs	58	77	60	72	118	74
Total	108	76	101	73	209	74
Not considered					6	-

SENGUL Berfin 1 Right-handed

Type	↻	%	↺	%	Total	%
Draw	69	86	33	74	102	82
Front	56	85	18	100	74	89
Guard	7	43	0	-	7	43
Raise	2	38	0	-	2	38
Wick / Soft Peeling	0	-	0	-	0	-
Freeze	0	-	0	-	0	-
Take-out	16	92	9	75	25	86
Hit and Roll	2	50	1	50	3	50
Clearing	0	-	1	100	1	100
Double Take-out	1	75	0	-	1	75
Promotion Take-out	0	-	0	-	0	-
All Draws	134	82	51	83	185	83
All Take-outs	19	87	11	75	30	83
Total	153	83	62	82	215	83
Not considered					1	-

POLAT Oznur 3 V Right-handed

Type	↻	%	↺	%	Total	%
Draw	22	76	27	73	49	74
Front	0	-	0	-	0	-
Guard	7	82	6	88	13	85
Raise	6	50	7	68	13	60
Wick / Soft Peeling	0	-	0	-	0	-
Freeze	0	-	0	-	0	-
Take-out	36	81	27	78	63	79
Hit and Roll	16	69	13	83	29	75
Clearing	6	96	8	81	14	88
Double Take-out	13	88	11	66	24	78
Promotion Take-out	8	84	3	50	11	75
All Draws	35	73	40	74	75	74
All Take-outs	79	81	62	76	141	79
Total	114	79	102	75	216	77
Not considered					0	-

CALIKUSU Ifayet Safak A Right-handed

Type	↻	%	↺	%	Total	%
Draw	22	76	16	77	38	76
Front	0	-	0	-	0	-
Guard	4	69	1	100	5	75
Raise	4	88	4	56	8	72
Wick / Soft Peeling	1	100	0	-	1	100
Freeze	0	-	0	-	0	-
Take-out	20	73	22	67	42	70
Hit and Roll	4	81	3	67	7	75
Clearing	10	93	8	97	18	94
Double Take-out	5	55	5	60	10	58
Promotion Take-out	1	25	2	50	3	42
All Draws	31	77	21	74	52	76
All Take-outs	40	75	40	71	80	73
Total	71	76	61	72	132	74
Not considered					0	-

POLAT Mihriban 2 Right-handed

Type	↻	%	↺	%	Total	%
Draw	16	55	22	84	38	72
Front	0	-	0	-	0	-
Guard	3	58	3	58	6	58
Raise	0	-	1	100	1	100
Wick / Soft Peeling	0	-	0	-	0	-
Freeze	0	-	0	-	0	-
Take-out	12	67	11	55	23	61
Hit and Roll	1	100	2	63	3	75
Clearing	4	100	1	100	5	100
Double Take-out	5	60	3	50	8	56
Promotion Take-out	0	-	0	-	0	-
All Draws	19	55	26	82	45	71
All Take-outs	22	73	17	57	39	66
Total	41	65	43	72	84	68
Not considered					0	-

Team: TUR - Türkiye

Type	↻	%	↺	%	Total	%
Draw	166	77	132	77	298	77
Front	56	85	18	100	74	89
Guard	32	72	15	78	47	74
Raise	14	64	14	59	28	62
Wick / Soft Peeling	1	100	0	-	1	100
Freeze	0	-	0	-	0	-
Take-out	108	80	101	72	209	76
Hit and Roll	33	75	25	74	58	75
Clearing	28	94	22	92	50	93
Double Take-out	35	70	27	62	62	67
Promotion Take-out	14	64	15	58	29	61
All Draws	269	77	179	78	448	78
All Take-outs	218	78	190	72	408	75
Total	487	78	369	75	856	77
Not considered					7	-

Note:

Position and function for each team member:

4 = Fourth, 3 = Third, 2 = Second, 1 = Lead, A = Alternate, S = Skip, V = Vice-Skip

Legend:

↻ Clockwise

↺ Counter-clockwise

Cumulative Player Statistics by Team

USA - United States

PETERSON Tabitha

4 S Right-handed

Type	↻	%	↺	%	Total	%
Draw	36	80	37	79	73	79
Front	1	100	0	-	1	100
Guard	8	94	9	94	17	94
Raise	10	65	3	67	13	65
Wick / Soft Peeling	0	-	0	-	0	-
Freeze	0	-	0	-	0	-
Take-out	25	85	25	85	50	85
Hit and Roll	10	75	7	86	17	79
Clearing	3	100	4	100	7	100
Double Take-out	10	68	12	65	22	66
Promotion Take-out	6	96	9	50	15	68
All Draws	55	80	49	81	104	80
All Take-outs	54	82	57	76	111	79
Total	109	81	106	79	215	80
Not considered					1	-

PETERSON Tara

1 Right-handed

Type	↻	%	↺	%	Total	%
Draw	64	93	45	78	109	87
Front	38	90	31	88	69	89
Guard	2	88	5	65	7	71
Raise	1	0	0	-	1	0
Wick / Soft Peeling	1	100	0	-	1	100
Freeze	0	-	0	-	0	-
Take-out	10	100	7	86	17	94
Hit and Roll	0	-	1	75	1	75
Clearing	0	-	0	-	0	-
Double Take-out	1	100	0	-	1	100
Promotion Take-out	0	-	0	-	0	-
All Draws	106	91	81	81	187	87
All Take-outs	11	100	8	84	19	93
Total	117	92	89	81	206	87
Not considered					0	-

THIESSE Cory

3 V Right-handed

Type	↻	%	↺	%	Total	%
Draw	24	94	22	83	46	89
Front	4	100	2	100	6	100
Guard	17	79	17	81	34	80
Raise	6	79	1	50	7	75
Wick / Soft Peeling	0	-	0	-	0	-
Freeze	0	-	0	-	0	-
Take-out	28	89	16	92	44	90
Hit and Roll	5	80	14	86	19	84
Clearing	9	86	17	91	26	89
Double Take-out	14	63	13	63	27	63
Promotion Take-out	5	70	4	88	9	78
All Draws	51	88	42	82	93	85
All Take-outs	61	80	64	84	125	82
Total	112	84	106	83	218	84
Not considered					0	-

PERSINGER Vicky

A Right-handed

Type	↻	%	↺	%	Total	%
Draw	9	86	3	100	12	90
Front	1	100	1	100	2	100
Guard	1	100	2	100	3	100
Raise	1	100	0	-	1	100
Wick / Soft Peeling	0	-	0	-	0	-
Freeze	0	-	0	-	0	-
Take-out	1	100	0	-	1	100
Hit and Roll	1	75	0	-	1	75
Clearing	3	100	4	100	7	100
Double Take-out	2	75	1	50	3	67
Promotion Take-out	0	-	0	-	0	-
All Draws	12	90	6	100	18	93
All Take-outs	7	89	5	90	12	90
Total	19	89	11	95	30	92
Not considered					0	-

HAMILTON Becca

2 Right-handed

Type	↻	%	↺	%	Total	%
Draw	42	83	28	82	70	83
Front	5	95	3	100	8	97
Guard	9	83	6	83	15	83
Raise	4	75	2	88	6	79
Wick / Soft Peeling	1	100	0	-	1	100
Freeze	0	-	0	-	0	-
Take-out	11	82	20	76	31	78
Hit and Roll	8	81	10	83	18	82
Clearing	15	85	17	88	32	87
Double Take-out	7	79	6	58	13	69
Promotion Take-out	2	38	3	67	5	55
All Draws	61	84	39	84	100	84
All Take-outs	43	80	56	79	99	79
Total	104	82	95	81	199	82
Not considered					1	-

Team: USA - United States

Type	↻	%	↺	%	Total	%
Draw	175	87	135	81	310	84
Front	49	92	37	90	86	91
Guard	37	84	39	83	76	84
Raise	22	69	6	71	28	70
Wick / Soft Peeling	2	100	0	-	2	100
Freeze	0	-	0	-	0	-
Take-out	75	88	68	84	143	86
Hit and Roll	24	78	32	84	56	82
Clearing	30	88	42	92	72	90
Double Take-out	34	69	32	63	66	66
Promotion Take-out	13	77	16	63	29	69
All Draws	285	86	217	82	502	85
All Take-outs	176	82	190	80	366	81
Total	461	85	407	81	868	83
Not considered					2	-

Note:

Position and function for each team member:

4 = Fourth, 3 = Third, 2 = Second, 1 = Lead, A = Alternate, S = Skip, V = Vice-Skip

Legend:

↻ Clockwise

↺ Counter-clockwise

Session Results and Standings

Sheet	Game	Team	LSFE	1	2	3	4	5	6	7	8	9	10	Extra Ends	Total
A	12	SCO - Scotland		0	1	0	1	0	3	0	0	2	0		7
	12	TUR - Türkiye	*	2	0	1	0	3	0	1	1	0	2		10
B	12	SWE - Sweden		0	2	0	1	0	0	0	1	0	X		4
	12	DEN - Denmark	*	2	0	1	0	0	2	1	0	3	X		9
C	12	NOR - Norway	*	0	0	2	0	0	1	0	2	0	1		6
	12	GER - Germany		0	0	0	0	1	0	1	0	1	0		3
D	12	KOR - Korea	*	0	1	0	1	0	0	0	1	0	0		3
	12	SUI - Switzerland		0	0	2	0	0	0	1	0	0	2		5

Standings after Round Robin

Rank	Team	Games	Wins	Losses	
1	SUI - Switzerland	12	12	0	Q
2	NOR - Norway	12	8	4	Q
3	CAN - Canada	12	7	5	Q w2,1
4	ITA - Italy	12	7	5	Q w2,0
5	SWE - Sweden	12	7	5	Q w1,1
6	JPN - Japan	12	7	5	Q w1,0
7	USA - United States	12	6	6	w1
8	TUR - Türkiye	12	6	6	w0
9	KOR - Korea	12	5	7	w2
10	GER - Germany	12	5	7	w1
11	DEN - Denmark	12	5	7	w0
12	SCO - Scotland	12	3	9	
13	NZL - New Zealand	12	0	12	

Legend:

LSFE(*) Last Stone First End

Q Qualified for the play-offs

wn Number of wins (n) against tied teams

X Unplayed/unfinished end due to concession

Session Results and Standings

Sheet	Game	Team	LSFE	1	2	3	4	5	6	7	8	9	10	Extra Ends	Total
A	11	DEN - Denmark	*	1	0	3	0	3	0	0	4	X	X		11
	12	CAN - Canada		0	2	0	1	0	1	1	0	X	X		5
B	12	USA - United States		0	0	2	1	0	1	0	2	0	0		6
	11	KOR - Korea	*	0	1	0	0	3	0	2	0	2	2		10
C	11	SWE - Sweden		0	1	0	0	1	0	1	0	0	X		3
	12	ITA - Italy	*	1	0	0	3	0	1	0	1	1	X		7
D	12	NZL - New Zealand	*	0	2	0	1	0	0	1	0	1	X		5
	12	JPN - Japan		1	0	2	0	0	4	0	0	0	X		7

Current Standings

Rank	Team	Games	Wins	Losses	
1	SUI - Switzerland	11	11	0	Q
2	NOR - Norway	11	7	4	Q
2	SWE - Sweden	11	7	4	Q
4	CAN - Canada	12	7	5	Q
4	ITA - Italy	12	7	5	Q
4	JPN - Japan	12	7	5	Q
7	USA - United States	12	6	6	
8	GER - Germany	11	5	6	
8	KOR - Korea	11	5	6	
8	TUR - Türkiye	11	5	6	
11	DEN - Denmark	11	4	7	
12	SCO - Scotland	11	3	8	
13	NZL - New Zealand	12	0	12	

Note:
Under WCF rules, tie-breaking rules for standings are not applied until after the last game of the round robin.

Legend:
LSFE(*) Last Stone First End Q Qualified for the play-offs X Unplayed/unfinished end due to concession

Session Results and Standings

Sheet	Game	Team	LSFE	1	2	3	4	5	6	7	8	9	10	Extra Ends	Total
A	11	JPN - Japan	*	2	1	1	0	0	1	2	X	X	X		7
	11	GER - Germany		0	0	0	1	0	0	0	X	X	X		1
B	11	SUI - Switzerland	*	0	1	0	3	0	1	0	1	0	1		7
	11	SCO - Scotland		0	0	1	0	1	0	2	0	2	0		6
C	11	TUR - Türkiye		0	0	1	0	2	0	1	0	X	X		4
	11	CAN - Canada	*	1	3	0	1	0	1	0	4	X	X		10
D	11	ITA - Italy		0	0	0	1	0	0	1	1	0	2	0	5
	11	NOR - Norway	*	0	2	0	0	0	1	0	0	2	0	1	6

Current Standings

Rank	Team	Games	Wins	Losses	
1	SUI - Switzerland	11	11	0	Q
2	SWE - Sweden	10	7	3	
3	CAN - Canada	11	7	4	
3	NOR - Norway	11	7	4	Q
5	ITA - Italy	11	6	5	
5	JPN - Japan	11	6	5	
5	USA - United States	11	6	5	
8	GER - Germany	11	5	6	
8	TUR - Türkiye	11	5	6	
10	KOR - Korea	10	4	6	
11	DEN - Denmark	10	3	7	
12	SCO - Scotland	11	3	8	
13	NZL - New Zealand	11	0	11	

Note:
Under WCF rules, tie-breaking rules for standings are not applied until after the last game of the round robin.

Legend:
LSFE(*) Last Stone First End Q Qualified for the play-offs X Unplayed/unfinished end due to concession

Session Results and Standings

Sheet	Game	Team	LSFE	1	2	3	4	5	6	7	8	9	10	Extra Ends	Total
A	10	KOR - Korea		0	0	2	0	0	0	1	0	2	0		5
	10	SWE - Sweden	*	1	0	0	0	0	2	0	3	0	1		7
B	10	NOR - Norway	*	0	1	2	1	2	2	X	X	X	X		8
	11	NZL - New Zealand		1	0	0	0	0	0	X	X	X	X		1
C	10	SUI - Switzerland	*	0	1	2	0	2	0	0	1	1	X		7
	10	DEN - Denmark		1	0	0	1	0	1	0	0	0	X		3
D	10	GER - Germany	*	1	0	0	0	1	0	1	1	0	X		4
	11	USA - United States		0	2	1	0	0	2	0	0	1	X		6

Current Standings

Rank	Team	Games	Wins	Losses	
1	SUI - Switzerland	10	10	0	Q
2	SWE - Sweden	10	7	3	
3	CAN - Canada	10	6	4	
3	ITA - Italy	10	6	4	
3	NOR - Norway	10	6	4	
6	USA - United States	11	6	5	
7	GER - Germany	10	5	5	
7	JPN - Japan	10	5	5	
7	TUR - Türkiye	10	5	5	
10	KOR - Korea	10	4	6	
11	DEN - Denmark	10	3	7	
11	SCO - Scotland	10	3	7	
13	NZL - New Zealand	11	0	11	

Note:
Under WCF rules, tie-breaking rules for standings are not applied until after the last game of the round robin.

Legend:
LSFE(*) Last Stone First End Q Qualified for the play-offs X Unplayed/unfinished end due to concession

Session Results and Standings

Sheet	Game	Team	LSFE	1	2	3	4	5	6	7	8	9	10	Extra Ends	Total
A	10	USA - United States	*	3	1	0	2	0	1	0	0	0	2		9
	10	ITA - Italy		0	0	2	0	1	0	1	1	2	0		7
B	10	CAN - Canada		0	2	0	0	1	0	0	0	2	0		5
	10	JPN - Japan	*	1	0	0	0	0	2	0	2	0	1		6
C	10	SCO - Scotland		1	2	0	2	0	2	0	1	X	X		8
	10	NZL - New Zealand	*	0	0	0	0	2	0	1	0	X	X		3
D	9	DEN - Denmark		0	0	0	1	0	0	0	1	0	0		2
	10	TUR - Türkiye	*	0	0	1	0	0	1	1	0	1	1		5

Current Standings

Rank	Team	Games	Wins	Losses	
1	SUI - Switzerland	9	9	0	Q
2	SWE - Sweden	9	6	3	
3	CAN - Canada	10	6	4	
3	ITA - Italy	10	6	4	
5	GER - Germany	9	5	4	
5	NOR - Norway	9	5	4	
7	JPN - Japan	10	5	5	
7	TUR - Türkiye	10	5	5	
7	USA - United States	10	5	5	
10	KOR - Korea	9	4	5	
11	DEN - Denmark	9	3	6	
12	SCO - Scotland	10	3	7	
13	NZL - New Zealand	10	0	10	

Note:
Under WCF rules, tie-breaking rules for standings are not applied until after the last game of the round robin.

Legend:
LSFE(*) Last Stone First End Q Qualified for the play-offs X Unplayed/unfinished end due to concession

THU 23 MAR 2023
Start Time 9:00

Round Robin Session 15

Session Results and Standings

Sheet	Game	Team	LSFE	1	2	3	4	5	6	7	8	9	10	Extra Ends	Total
A	9	NOR - Norway	*	0	0	0	1	0	0	0	0	0	X		1
	9	SUI - Switzerland		0	0	1	0	0	0	0	0	5	X		6
B	9	GER - Germany		0	0	0	0	0	0	3	0	X	X		3
	9	TUR - Türkiye	*	1	0	1	1	2	1	0	2	X	X		8
C	9	JPN - Japan	*	0	0	1	0	3	0	2	0	1	X		7
	9	KOR - Korea		0	0	0	1	0	1	0	2	0	X		4
D	9	SWE - Sweden	*	2	0	2	0	1	0	2	0	2	X		9
	9	SCO - Scotland		0	2	0	2	0	1	0	1	0	X		6

Current Standings

Rank	Team	Games	Wins	Losses	
1	SUI - Switzerland	9	9	0	Q
2	CAN - Canada	9	6	3	
2	ITA - Italy	9	6	3	
2	SWE - Sweden	9	6	3	
5	GER - Germany	9	5	4	
5	NOR - Norway	9	5	4	
7	JPN - Japan	9	4	5	
7	KOR - Korea	9	4	5	
7	TUR - Türkiye	9	4	5	
7	USA - United States	9	4	5	
11	DEN - Denmark	8	3	5	
12	SCO - Scotland	9	2	7	
13	NZL - New Zealand	9	0	9	

Note:

Under WCF rules, tie-breaking rules for standings are not applied until after the last game of the round robin.

Legend:

LSFE(*) Last Stone First End

Q Qualified for the play-offs

X Unplayed/unfinished end due to concession

Session Results and Standings

Sheet	Game	Team	LSFE	1	2	3	4	5	6	7	8	9	10	Extra Ends	Total
A	9	NZL - New Zealand		0	1	0	0	2	1	0	0	1	X		5
	8	DEN - Denmark	*	1	0	3	2	0	0	0	2	0	X		8
B	9	ITA - Italy	*	0	0	0	1	0	1	0	1	0	X		3
	8	SUI - Switzerland		0	1	0	0	2	0	3	0	2	X		8
C	9	USA - United States		0	0	3	0	1	0	2	0	0	X		6
	8	SWE - Sweden	*	1	1	0	3	0	1	0	1	2	X		9
D	8	KOR - Korea	*	1	1	0	0	1	0	2	0	1	0		6
	9	CAN - Canada		0	0	2	0	0	2	0	1	0	3		8

Current Standings

Rank	Team	Games	Wins	Losses
1	SUI - Switzerland	8	8	0
2	CAN - Canada	9	6	3
2	ITA - Italy	9	6	3
4	GER - Germany	8	5	3
4	NOR - Norway	8	5	3
4	SWE - Sweden	8	5	3
7	KOR - Korea	8	4	4
8	USA - United States	9	4	5
9	DEN - Denmark	8	3	5
9	JPN - Japan	8	3	5
9	TUR - Türkiye	8	3	5
12	SCO - Scotland	8	2	6
13	NZL - New Zealand	9	0	9

Note:
Under WCF rules, tie-breaking rules for standings are not applied until after the last game of the round robin.

Legend:
LSFE(*) Last Stone First End X Unplayed/unfinished end due to concession

Session Results and Standings

Sheet	Game	Team	LSFE	1	2	3	4	5	6	7	8	9	10	Extra Ends	Total
A	8	CAN - Canada	*	1	0	0	0	1	0	1	0	X	X		3
	8	GER - Germany		0	0	1	1	0	2	0	4	X	X		8
B	8	SCO - Scotland	*	0	2	0	2	0	1	0	2	0	1		8
	8	USA - United States		3	0	2	0	1	0	1	0	0	0		7
C	8	TUR - Türkiye		0	1	0	2	0	1	0	1	0	1		6
	8	NOR - Norway	*	0	0	2	0	2	0	2	0	1	0		7
D	8	JPN - Japan	*	0	1	0	1	0	1	0	0	0	0		3
	8	ITA - Italy		0	0	1	0	2	0	1	1	1	1		7

Current Standings

Rank	Team	Games	Wins	Losses
1	SUI - Switzerland	7	7	0
2	ITA - Italy	8	6	2
3	CAN - Canada	8	5	3
3	GER - Germany	8	5	3
3	NOR - Norway	8	5	3
6	KOR - Korea	7	4	3
6	SWE - Sweden	7	4	3
8	USA - United States	8	4	4
9	JPN - Japan	8	3	5
9	TUR - Türkiye	8	3	5
11	DEN - Denmark	7	2	5
12	SCO - Scotland	8	2	6
13	NZL - New Zealand	8	0	8

Note:
Under WCF rules, tie-breaking rules for standings are not applied until after the last game of the round robin.

Legend:
LSFE(*) Last Stone First End X Unplayed/unfinished end due to concession

Session Results and Standings

Sheet	Game	Team	LSFE	1	2	3	4	5	6	7	8	9	10	Extra Ends	Total
A	7	TUR - Türkiye		0	0	0	1	0	2	2	0	0	1		6
	7	KOR - Korea	*	0	0	1	0	2	0	0	1	1	0		5
B	7	NOR - Norway		0	0	0	0	1	0	0	1	1	0		3
	7	SWE - Sweden	*	0	0	2	0	0	3	0	0	0	1		6
C	7	DEN - Denmark	*	0	1	0	1	1	0	1	2	0	0		6
	7	GER - Germany		0	0	3	0	0	2	0	0	1	1		7
D	7	SUI - Switzerland	*	0	2	1	1	1	4	X	X	X	X		9
	8	NZL - New Zealand		1	0	0	0	0	0	X	X	X	X		1

Current Standings

Rank	Team	Games	Wins	Losses
1	SUI - Switzerland	7	7	0
2	CAN - Canada	7	5	2
2	ITA - Italy	7	5	2
4	GER - Germany	7	4	3
4	KOR - Korea	7	4	3
4	NOR - Norway	7	4	3
4	SWE - Sweden	7	4	3
4	USA - United States	7	4	3
9	JPN - Japan	7	3	4
9	TUR - Türkiye	7	3	4
11	DEN - Denmark	7	2	5
12	SCO - Scotland	7	1	6
13	NZL - New Zealand	8	0	8

Note:
Under WCF rules, tie-breaking rules for standings are not applied until after the last game of the round robin.

Legend:
LSFE(*) Last Stone First End X Unplayed/unfinished end due to concession

Session Results and Standings

Sheet	Game	Team	LSFE	1	2	3	4	5	6	7	8	9	10	Extra Ends	Total
A	6	SWE - Sweden	*	1	0	0	0	2	1	0	0	0	1		5
	7	JPN - Japan		0	0	0	1	0	0	1	1	1	0		4
B	7	NZL - New Zealand		0	2	0	1	0	1	0	0	X	X		4
	7	CAN - Canada	*	2	0	3	0	1	0	2	2	X	X		10
C	7	ITA - Italy	*	0	3	0	1	0	0	2	0	1	0		7
	7	SCO - Scotland		0	0	1	0	2	1	0	1	0	1		6
D	7	USA - United States	*	2	1	0	1	0	3	X	X	X	X		7
	6	DEN - Denmark		0	0	1	0	1	0	X	X	X	X		2

Current Standings

Rank	Team	Games	Wins	Losses
1	SUI - Switzerland	6	6	0
2	CAN - Canada	7	5	2
2	ITA - Italy	7	5	2
4	KOR - Korea	6	4	2
4	NOR - Norway	6	4	2
6	USA - United States	7	4	3
7	GER - Germany	6	3	3
7	SWE - Sweden	6	3	3
9	JPN - Japan	7	3	4
10	DEN - Denmark	6	2	4
10	TUR - Türkiye	6	2	4
12	SCO - Scotland	7	1	6
13	NZL - New Zealand	7	0	7

Note:
Under WCF rules, tie-breaking rules for standings are not applied until after the last game of the round robin.

Legend:
LSFE(*) Last Stone First End X Unplayed/unfinished end due to concession

Session Results and Standings

Sheet	Game	Team	LSFE	1	2	3	4	5	6	7	8	9	10	Extra Ends	Total
A	6	SCO - Scotland		0	0	1	0	2	0	1	0	2	X		6
	6	NOR - Norway	*	2	1	0	2	0	1	0	3	0	X		9
B	6	GER - Germany	*	1	0	0	0	0	0	1	0	0	0		2
	6	KOR - Korea		0	2	0	0	1	0	0	0	0	1		4
C	6	CAN - Canada	*	2	0	2	0	0	0	0	1	1	0		6
	6	SUI - Switzerland		0	2	0	0	3	1	0	0	0	1		7
D	6	JPN - Japan		0	0	0	2	0	2	0	0	0	X		4
	6	TUR - Türkiye	*	0	1	1	0	2	0	0	1	2	X		7

Current Standings

Rank	Team	Games	Wins	Losses
1	SUI - Switzerland	6	6	0
2	CAN - Canada	6	4	2
2	ITA - Italy	6	4	2
2	KOR - Korea	6	4	2
2	NOR - Norway	6	4	2
6	GER - Germany	6	3	3
6	JPN - Japan	6	3	3
6	USA - United States	6	3	3
9	DEN - Denmark	5	2	3
9	SWE - Sweden	5	2	3
11	TUR - Türkiye	6	2	4
12	SCO - Scotland	6	1	5
13	NZL - New Zealand	6	0	6

Note:
Under WCF rules, tie-breaking rules for standings are not applied until after the last game of the round robin.

Legend:
LSFE(*) Last Stone First End X Unplayed/unfinished end due to concession

Session Results and Standings

Sheet	Game	Team	LSFE	1	2	3	4	5	6	7	8	9	10	Extra Ends	Total
B	5	DEN - Denmark		0	0	2	0	0	1	0	1	0	1		5
	6	ITA - Italy	*	0	1	0	0	2	0	2	0	2	0		7
C	6	NZL - New Zealand		0	0	0	1	0	0	X	X	X	X		1
	6	USA - United States	*	1	1	1	0	3	1	X	X	X	X		7
D	5	GER - Germany	*	0	0	0	1	0	2	1	0	5	X		9
	5	SWE - Sweden		0	1	0	0	1	0	0	1	0	X		3

Current Standings

Rank	Team	Games	Wins	Losses
1	SUI - Switzerland	5	5	0
2	CAN - Canada	5	4	1
3	ITA - Italy	6	4	2
4	GER - Germany	5	3	2
4	JPN - Japan	5	3	2
4	KOR - Korea	5	3	2
4	NOR - Norway	5	3	2
8	USA - United States	6	3	3
9	DEN - Denmark	5	2	3
9	SWE - Sweden	5	2	3
11	SCO - Scotland	5	1	4
11	TUR - Türkiye	5	1	4
13	NZL - New Zealand	6	0	6

Note:
Under WCF rules, tie-breaking rules for standings are not applied until after the last game of the round robin.

Legend:
LSFE(*) Last Stone First End X Unplayed/unfinished end due to concession

Session Results and Standings

Sheet	Game	Team	LSFE	1	2	3	4	5	6	7	8	9	10	Extra Ends	Total
A	5	ITA - Italy	*	0	2	0	0	0	1	2	0	0	0	1	6
	5	NZL - New Zealand		0	0	0	1	1	0	0	1	1	1	0	5
B	5	TUR - Türkiye		0	1	0	0	2	1	0	0	0	X		4
	5	USA - United States	*	2	0	3	1	0	0	0	2	3	X		11
C	5	JPN - Japan	*	0	0	1	0	1	1	3	1	3	X		10
	5	NOR - Norway		0	0	0	3	0	0	0	0	0	X		3
D	5	SCO - Scotland		0	4	0	0	1	0	0	0	2	1		8
	5	CAN - Canada	*	4	0	1	1	0	1	1	1	0	0		9

Current Standings

Rank	Team	Games	Wins	Losses
1	SUI - Switzerland	5	5	0
2	CAN - Canada	5	4	1
3	ITA - Italy	5	3	2
3	JPN - Japan	5	3	2
3	KOR - Korea	5	3	2
3	NOR - Norway	5	3	2
7	DEN - Denmark	4	2	2
7	GER - Germany	4	2	2
7	SWE - Sweden	4	2	2
10	USA - United States	5	2	3
11	SCO - Scotland	5	1	4
11	TUR - Türkiye	5	1	4
13	NZL - New Zealand	5	0	5

Note:
Under WCF rules, tie-breaking rules for standings are not applied until after the last game of the round robin.

Legend:
LSFE(*) Last Stone First End X Unplayed/unfinished end due to concession

Session Results and Standings

Sheet	Game	Team	LSFE	1	2	3	4	5	6	7	8	9	10	Extra Ends	Total
A	5	KOR - Korea	*	1	0	0	0	1	0	2	1	1	0		6
	4	SCO - Scotland		0	0	1	1	0	1	0	0	0	1		4
B	5	SUI - Switzerland	*	2	2	1	2	2	0	0	X	X	X		9
	4	GER - Germany		0	0	0	0	0	0	1	X	X	X		1
C	4	SWE - Sweden	*	2	0	1	0	0	0	3	1	X	X		7
	4	TUR - Türkiye		0	0	0	1	1	0	0	0	X	X		2
D	4	NOR - Norway		2	2	0	0	1	0	1	0	1	X		7
	4	DEN - Denmark	*	0	0	1	0	0	1	0	1	0	X		3

Current Standings

Rank	Team	Games	Wins	Losses
1	SUI - Switzerland	5	5	0
2	CAN - Canada	4	3	1
2	NOR - Norway	4	3	1
4	KOR - Korea	5	3	2
5	DEN - Denmark	4	2	2
5	GER - Germany	4	2	2
5	ITA - Italy	4	2	2
5	JPN - Japan	4	2	2
5	SWE - Sweden	4	2	2
10	SCO - Scotland	4	1	3
10	TUR - Türkiye	4	1	3
10	USA - United States	4	1	3
13	NZL - New Zealand	4	0	4

Note:
Under WCF rules, tie-breaking rules for standings are not applied until after the last game of the round robin.

Legend:
LSFE(*) Last Stone First End X Unplayed/unfinished end due to concession

Session Results and Standings

Sheet	Game	Team	LSFE	1	2	3	4	5	6	7	8	9	10	Extra Ends	Total
A	4	USA - United States		0	0	0	1	0	1	0	1	X	X		3
	4	JPN - Japan	*	2	2	1	0	1	0	2	0	X	X		8
B	4	CAN - Canada		0	0	1	1	0	2	0	1	2	X		7
	4	ITA - Italy	*	1	0	0	0	1	0	0	0	0	X		2
C	4	KOR - Korea	*	0	0	0	0	4	1	0	0	1	1	1	8
	4	NZL - New Zealand		2	1	1	1	0	0	1	1	0	0		7

Current Standings

Rank	Team	Games	Wins	Losses
1	SUI - Switzerland	4	4	0
2	CAN - Canada	4	3	1
3	DEN - Denmark	3	2	1
3	GER - Germany	3	2	1
3	NOR - Norway	3	2	1
6	ITA - Italy	4	2	2
6	JPN - Japan	4	2	2
6	KOR - Korea	4	2	2
9	SCO - Scotland	3	1	2
9	SWE - Sweden	3	1	2
9	TUR - Türkiye	3	1	2
12	USA - United States	4	1	3
13	NZL - New Zealand	4	0	4

Note:
Under WCF rules, tie-breaking rules for standings are not applied until after the last game of the round robin.

Legend:
LSFE(*) Last Stone First End X Unplayed/unfinished end due to concession

Session Results and Standings

Sheet	Game	Team	LSFE	1	2	3	4	5	6	7	8	9	10	Extra Ends	Total
A	3	CAN - Canada	*	2	0	2	1	0	0	0	0	1	3		9
	3	NOR - Norway		0	2	0	0	2	1	0	1	0	0		6
B	3	JPN - Japan	*	1	0	0	1	0	0	2	1	0	4		9
	3	SCO - Scotland		0	2	2	0	2	1	0	0	1	0		8
C	3	GER - Germany		0	1	0	0	2	1	2	0	1	0		7
	3	ITA - Italy	*	1	0	1	0	0	0	0	1	0	1		4
D	3	TUR - Türkiye		0	0	0	0	0	1	0	1	0	X		2
	4	SUI - Switzerland	*	0	2	0	0	2	0	2	0	1	X		7

Current Standings

Rank	Team	Games	Wins	Losses
1	SUI - Switzerland	4	4	0
2	CAN - Canada	3	2	1
2	DEN - Denmark	3	2	1
2	GER - Germany	3	2	1
2	ITA - Italy	3	2	1
2	NOR - Norway	3	2	1
7	JPN - Japan	3	1	2
7	KOR - Korea	3	1	2
7	SCO - Scotland	3	1	2
7	SWE - Sweden	3	1	2
7	TUR - Türkiye	3	1	2
7	USA - United States	3	1	2
13	NZL - New Zealand	3	0	3

Note:
Under WCF rules, tie-breaking rules for standings are not applied until after the last game of the round robin.

Legend:
LSFE(*) Last Stone First End X Unplayed/unfinished end due to concession

Session Results and Standings

Sheet	Game	Team	LSFE	1	2	3	4	5	6	7	8	9	10	Extra Ends	Total
A	3	DEN - Denmark		0	0	0	0	2	0	0	1	0	0		3
	3	KOR - Korea	*	0	1	1	0	0	2	0	0	1	1		6
B	3	SWE - Sweden		0	1	0	1	0	1	X	X	X	X		3
	3	SUI - Switzerland	*	2	0	4	0	3	0	X	X	X	X		9
C	2	NOR - Norway	*	0	0	0	2	0	0	3	0	1	1		7
	3	USA - United States		0	0	0	0	1	1	0	3	0	0		5
D	3	NZL - New Zealand		0	1	0	0	0	1	0	X	X	X		2
	2	GER - Germany	*	3	0	2	1	1	0	1	X	X	X		8

Current Standings

Rank	Team	Games	Wins	Losses
1	SUI - Switzerland	3	3	0
2	ITA - Italy	2	2	0
2	NOR - Norway	2	2	0
4	DEN - Denmark	3	2	1
5	CAN - Canada	2	1	1
5	GER - Germany	2	1	1
5	SCO - Scotland	2	1	1
5	TUR - Türkiye	2	1	1
9	KOR - Korea	3	1	2
9	SWE - Sweden	3	1	2
9	USA - United States	3	1	2
12	JPN - Japan	2	0	2
13	NZL - New Zealand	3	0	3

Note:
Under WCF rules, tie-breaking rules for standings are not applied until after the last game of the round robin.

Legend:
LSFE(*) Last Stone First End X Unplayed/unfinished end due to concession

Session Results and Standings

Sheet	Game	Team	LSFE	1	2	3	4	5	6	7	8	9	10	Extra Ends	Total
A	2	TUR - Türkiye	*	0	0	0	2	0	2	0	4	0	5		13
	2	NZL - New Zealand		0	1	0	0	2	0	3	0	4	0		10
B	2	USA - United States	*	1	1	1	0	0	1	0	3	0	1		8
	2	CAN - Canada		0	0	0	2	1	0	3	0	1	0		7
C	2	SCO - Scotland	*	0	0	2	0	3	0	1	1	0	0		7
	2	DEN - Denmark		1	3	0	2	0	1	0	0	1	1		9
D	2	ITA - Italy	*	2	0	0	2	1	0	2	1	X	X		8
	2	KOR - Korea		0	1	1	0	0	1	0	0	X	X		3

Current Standings

Rank	Team	Games	Wins	Losses
1	DEN - Denmark	2	2	0
1	ITA - Italy	2	2	0
1	SUI - Switzerland	2	2	0
4	NOR - Norway	1	1	0
5	CAN - Canada	2	1	1
5	SCO - Scotland	2	1	1
5	SWE - Sweden	2	1	1
5	TUR - Türkiye	2	1	1
5	USA - United States	2	1	1
10	GER - Germany	1	0	1
11	JPN - Japan	2	0	2
11	KOR - Korea	2	0	2
11	NZL - New Zealand	2	0	2

Note:
Under WCF rules, tie-breaking rules for standings are not applied until after the last game of the round robin.

Legend:
LSFE(*) Last Stone First End X Unplayed/unfinished end due to concession

Session Results and Standings

Sheet	Game	Team	LSFE	1	2	3	4	5	6	7	8	9	10	Extra Ends	Total
A	1	GER - Germany	*	0	0	0	3	0	0	2	0	0	X		5
	1	SCO - Scotland		2	1	2	0	1	1	0	1	4	X		12
B	1	ITA - Italy		4	1	1	0	3	3	X	X	X	X		12
	1	TUR - Türkiye	*	0	0	0	1	0	0	X	X	X	X		1
C	2	SUI - Switzerland		0	6	0	2	2	1	X	X	X	X		11
	2	JPN - Japan	*	1	0	1	0	0	0	X	X	X	X		2
D	1	CAN - Canada	*	1	0	0	0	1	0	0	1	2	4		9
	2	SWE - Sweden		0	1	1	0	0	0	2	0	0	0		4

Current Standings

Rank	Team	Games	Wins	Losses
1	SUI - Switzerland	2	2	0
2	CAN - Canada	1	1	0
2	DEN - Denmark	1	1	0
2	ITA - Italy	1	1	0
2	NOR - Norway	1	1	0
2	SCO - Scotland	1	1	0
7	SWE - Sweden	2	1	1
8	GER - Germany	1	0	1
8	KOR - Korea	1	0	1
8	NZL - New Zealand	1	0	1
8	TUR - Türkiye	1	0	1
8	USA - United States	1	0	1
13	JPN - Japan	2	0	2

Note:
Under WCF rules, tie-breaking rules for standings are not applied until after the last game of the round robin.

Legend:
LSFE(*) Last Stone First End X Unplayed/unfinished end due to concession

Session Results and Standings

Sheet	Game	Team	LSFE	1	2	3	4	5	6	7	8	9	10	Extra Ends	Total
A	1	SUI - Switzerland		1	1	0	1	1	1	0	0	1	1		7
	1	USA - United States	*	0	0	2	0	0	0	3	0	0	0		5
B	1	KOR - Korea	*	0	0	0	3	0	1	0	0	2	0		6
	1	NOR - Norway		0	0	1	0	2	0	1	1	0	3		8
C	1	NZL - New Zealand		0	1	0	0	1	0	X	X	X	X		2
	1	SWE - Sweden	*	3	0	3	6	0	2	X	X	X	X		14
D	1	DEN - Denmark		0	0	0	2	0	0	2	2	0	1		7
	1	JPN - Japan	*	1	1	2	0	1	1	0	0	0	0		6

Current Standings

Rank	Team	Games	Wins	Losses
1	DEN - Denmark	1	1	0
1	NOR - Norway	1	1	0
1	SUI - Switzerland	1	1	0
1	SWE - Sweden	1	1	0
5	JPN - Japan	1	0	1
5	KOR - Korea	1	0	1
5	NZL - New Zealand	1	0	1
5	USA - United States	1	0	1
	CAN - Canada	0		
	GER - Germany	0		
	ITA - Italy	0		
	SCO - Scotland	0		
	TUR - Türkiye	0		

Note:
Under WCF rules, tie-breaking rules for standings are not applied until after the last game of the round robin.

Legend:
LSFE(*) Last Stone First End X Unplayed/unfinished end due to concession

Entry List by Country

As of FRI 17 MAR 2023

CAN - Canada		
4 S	EINARSON Kerri	R
3 V	SWEETING Val	L
2	BIRCHARD Shannon	R
1	HARRIS Briane	R
A	KARWACKI Krysten	R
C	CARRUTHERS Reid	
O	SONNENBERG Renee	
O	MEAKIN Rob	

DEN - Denmark		
4 S	DUPONT Madeleine	R
3 V	HALSE Mathilde	R
2	DUPONT Denise	R
1	LARSEN My	R
A	LANDER Jasmin	R
C	SCHMIDT Ulrik	
O	IVERSEN Sidsel	
O	-	

GER - Germany		
4 S	JENTSCH Daniela	R
3 V	ABBES Emira	R
2	KAPP Lena	R
1	JENTSCH Analena	R
A	SCHOELL Pia-Lisa	R
C	KAPP Uli	
2C	HUNGERECKER Christian	
O	FRITSCH Harald	

ITA - Italy		
4 S	CONSTANTINI Stefania	R
3 V	LO DESERTO Marta	R
2	ROMEI Angela	R
1	ZARDINI LACEDELLI Giulia	R
A	GILBERTI Camilla	R
C	CALDART Violetta	
NC	PESCIA Claudio (SUI)	
O	-	

JPN - Japan		
4 S	FUJISAWA Satsuki	R
3 V	YOSHIDA Chinami	R
2	SUZUKI Yumi	R
1	YOSHIDA Yurika	R
A	ISHIZAKI Kotomi	R
C	LIND J.D. (CAN)	
2C	ONODERA Ryoji	
O	TAKADA Seiya	

KOR - Korea		
4 S	HA Seungyoung	R
3 V	KIM Hyerin	R
2	YANG Taei	R
1	KIM Sujin	R
A	-	
C	LEE Sungjun	
T	KIM Paul	
O	LEE Hoseung	

NOR - Norway		
4 V	SKASLIEN Kristin	R
3 S	ROERVIK Marianne	R
2	HASLEV NORDBYE Mille	R
1	ROENNING Martine	L
A	RAMSFJELL Maia	R
C	STEEN HANSEN Rune	
O	HASLEV NORDBYE Tinius	
O	LOEVOLD Thomas	

NZL - New Zealand		
4 S	SMITH Jessica	R
3 V	THOMPSON Holly	R
2	BECKER Bridget	R
1	THURLOW Natalie	R
A	KINNEY Ruby	L
C	EDE Nelson	
O	CAMPBELL John	
O	-	

SCO - Scotland		
4 S	MORRISON Rebecca	R
3 V	AITKEN Gina	R
2	SINCLAIR Sophie	R
1	JACKSON Sophie	R
A	DODDS Jennifer	R
C	SMITH Nancy	
2C	DRUMMOND Greg	
O	BERRY Keith	

SUI - Switzerland		
4 V	PAETZ Alina	R
3 S	TIRINZONI Silvana	R
2	HOWALD Carole	R
1	SCHWALLER-HUERLIMANN Briar	R
A	-	
C	CHARETTE Pierre (CAN)	
NC	KJELL Viktor (SWE)	
O	HOLLINGER Denise	

Entry List by Country

As of FRI 17 MAR 2023

SWE - Sweden		
4 S	HASSELBORG Anna	R
3 V	McMANUS Sara	R
2	KNOCHENHAUER Agnes	R
1	MABERGS Sofia	R
A	HELDIN Johanna	R
C	LINDSTROEM Kristian	
NC	PRYTZ Maria	
O	GUSTAFSSON Anna	

USA - United States		
4 S	PETERSON Tabitha	R
3 V	THIESSE Cory	R
2	HAMILTON Becca	R
1	PETERSON Tara	R
A	PERSINGER Vicky	R
C	VERTON-CLAPHAM Cathy (CAN)	
O	GULENCHYN Mike	
O	-	

TUR - Türkiye		
4 S	YILDIZ Dilsat	R
3 V	POLAT Oznur	R
2	POLAT Mihriban	R
1	SENGUL Berfin	R
A	CALIKUSU Ifayet Safak	R
C	AGDUMAN Fatih	
O	AKIN Murat	
O	SANCI Taner	

Note:

Position and function for each team member:

4 = Fourth, **3** = Third, **2** = Second, **1** = Lead, **A** = Alternate, **S** = Skip, **V** = Vice-Skip

C = Coach, **2C** = 2nd Team Coach, **NC** = National Coach, **T** = Translator, **O** = Team Official

Legend:

L Left-handed

R Right-handed

Competition Officials

As of THU 16 MAR 2023

Function	Name	Organisation
WCF President:	WELLING Beau	USA - United States
WCF Head of Competitions & TD:	ROETHLISBERGER Eeva	SUI - Switzerland
WCF Assistant Technical Delegate:	MUTCH Laura	SCO - Scotland
Chief Umpire:	REIMERTZ Joaquim	SWE - Sweden
Deputy Chief Umpire:	BOMAS Bob	NED - Netherlands
Game Umpires:	AUGUSTYNIAK Wojciech	POL - Poland
	CALDWELL Patti	CAN - Canada
	CHRIST BUETTLER Franziska	SUI - Switzerland
	FAHLSTROEM Johan	SWE - Sweden
	SYKOROVA Silvia	SVK - Slovakia
Chief Ice Technician:	CALLAN Mark	SCO - Scotland
Deputy Chief Ice Technician:	JOERGENSEN Asmus	DEN - Denmark
Chief Timer:	YEATS Brian	SCO - Scotland
Deputy Chief Timer:	ERIKSSON Ingemar	SWE - Sweden

Legend:
TD Technical Delegate

Competition Schedule

As of THU 16 MAR 2023

Date	Start Time	Session	Sheet A	Sheet B	Sheet C	Sheet D	
SAT 18 MAR	14:00	1	SUI - USA	KOR - NOR	NZL - SWE	DEN - JPN	
	19:00	2	GER - SCO	ITA - TUR	SUI - JPN	CAN - SWE	
SUN 19 MAR	9:00	3	TUR - NZL	USA - CAN	SCO - DEN	ITA - KOR	
	14:00	4	DEN - KOR	SWE - SUI	NOR - USA	NZL - GER	
	19:00	5	CAN - NOR	JPN - SCO	GER - ITA	TUR - SUI	
MON 20 MAR	9:00	6	USA - JPN	CAN - ITA	KOR - NZL		
	14:00	7	KOR - SCO	SUI - GER	SWE - TUR	NOR - DEN	
	19:00	8	ITA - NZL	TUR - USA	JPN - NOR	SCO - CAN	
TUE 21 MAR	9:00	9		DEN - ITA	NZL - USA	GER - SWE	
	14:00	10	SCO - NOR	GER - KOR	CAN - SUI	JPN - TUR	
	19:00	11	SWE - JPN	NZL - CAN	ITA - SCO	USA - DEN	
WED 22 MAR	9:00	12	TUR - KOR	NOR - SWE	DEN - GER	SUI - NZL	
	14:00	13	CAN - GER	SCO - USA	TUR - NOR	JPN - ITA	
	19:00	14	NZL - DEN	ITA - SUI	USA - SWE	KOR - CAN	
THU 23 MAR	9:00	15	NOR - SUI	GER - TUR	JPN - KOR	SWE - SCO	
	14:00	16	USA - ITA	CAN - JPN	SCO - NZL	DEN - TUR	
	19:00	17	KOR - SWE	NOR - NZL	SUI - DEN	GER - USA	
FRI 24 MAR	9:00	18	JPN - GER	SUI - SCO	TUR - CAN	ITA - NOR	
	14:00	19	DEN - CAN	USA - KOR	SWE - ITA	NZL - JPN	
	19:00	20	SCO - TUR	SWE - DEN	NOR - GER	KOR - SUI	
SAT 25 MAR	10:00	Qualification Games					
	16:00	Semi-finals					
SUN 26 MAR	10:00	Bronze Medal Game					
	15:00	Gold Medal Game					

Note:

First named team in each game plays red-handled stones and wears dark coloured upper playing garments.
Please check online for more details and the latest updates.